



US00D697154S

(12) **United States Design Patent**  
**Coyne et al.**

(10) **Patent No.:** **US D697,154 S**  
(45) **Date of Patent:** **\*\* Jan. 7, 2014**

- (54) **GOLF GRIP COVER**
- (71) Applicants: **Matthew David Coyne**, Pompano Beach, FL (US); **Michael Charles Landi**, Coral Springs, FL (US)
- (72) Inventors: **Matthew David Coyne**, Pompano Beach, FL (US); **Michael Charles Landi**, Coral Springs, FL (US)

D360,447	S	*	7/1995	Howe et al.	.....	D21/791
5,575,721	A		11/1996	Lilly		
D423,596	S	*	4/2000	Morrison	.....	D21/754
D470,206	S	*	2/2003	Bergling-Olson	.....	D21/754
D479,292	S	*	9/2003	Bergling-Olson	.....	D21/754
D519,591	S	*	4/2006	Marcoux et al.	.....	D21/754
7,814,950	B2		10/2010	Martin		
D628,256	S	*	11/2010	Smith	.....	D21/754
7,886,787	B1		2/2011	Wilson		
2007/0068612	A1		3/2007	Potter		
2007/0082749	A1		4/2007	Larson		

(\*\*) Term: **14 Years**

\* cited by examiner

(21) Appl. No.: **29/442,211**

*Primary Examiner* — Mitchell Siegel

(22) Filed: **Jan. 7, 2013**

(51) **LOC (10) Cl.** ..... **21-02**

(52) **U.S. Cl.**  
USPC ..... **D21/754**

(58) **Field of Classification Search**  
USPC ..... D21/754-757; 150/160; 473/201-203,  
473/300-303  
See application file for complete search history.

(56) **References Cited**

**U.S. PATENT DOCUMENTS**

3,147,012	A	*	9/1964	Sullivan, Jr.	.....	473/549
3,397,891	A		8/1968	Koch		
4,662,415	A	*	5/1987	Proutt	.....	150/160
D319,677	S		9/1991	Randall		
5,118,107	A		6/1992	Bucher		
D356,617	S	*	3/1995	Teskey	.....	D21/754

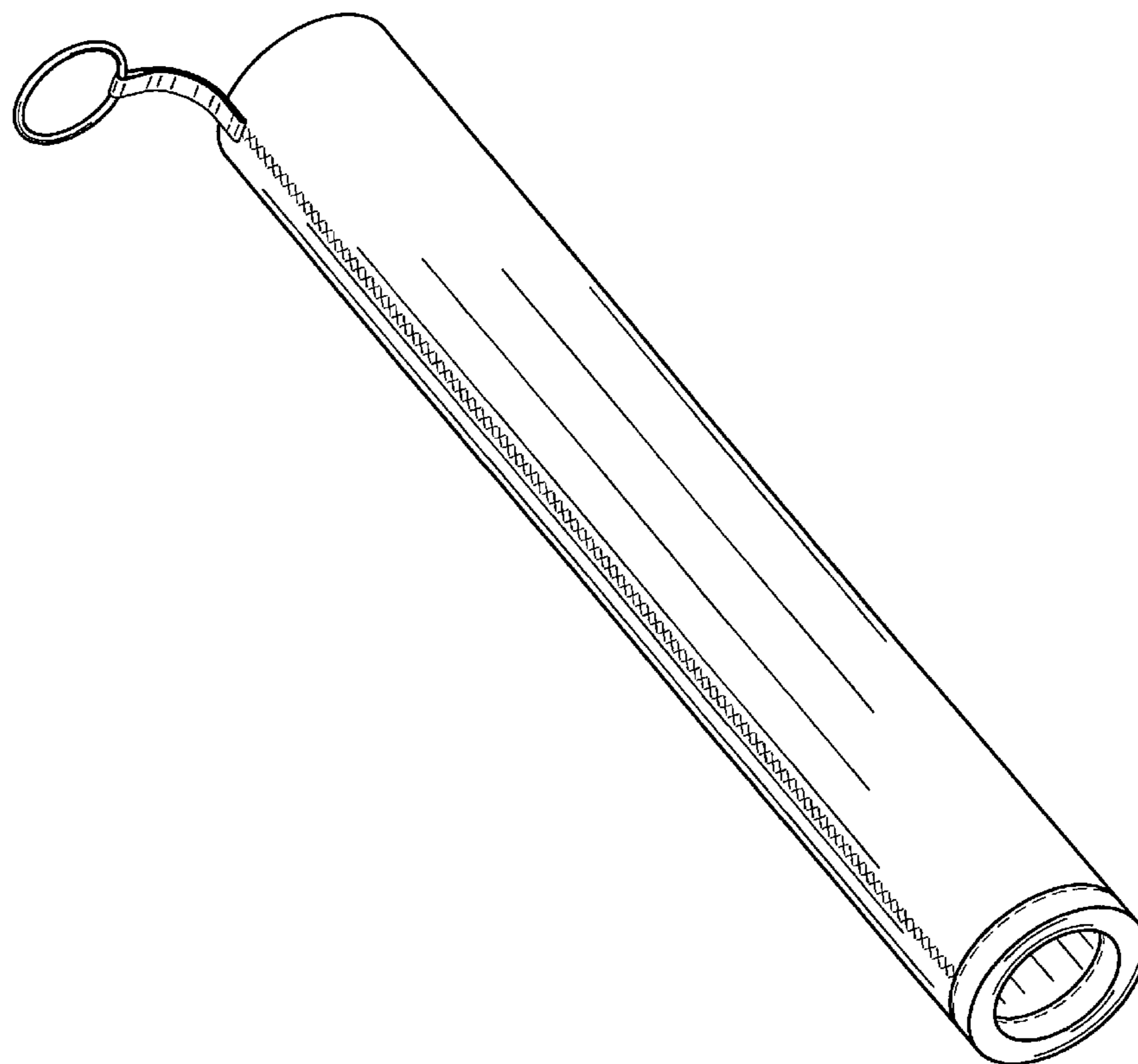
(57) **CLAIM**

The ornamental design for a golf grip cover, as shown and described.

**DESCRIPTION**

FIG. 1 is a perspective view of the back of the golf grip cover  
FIG. 2 is a perspective view of the front of the golf grip cover  
FIG. 3 is a view of the front of the golf grip cover  
FIG. 4 is a view of the back of the golf grip cover  
FIG. 5 is a side view of the golf grip cover  
FIG. 6 is a view looking down at the open end of the golf grip cover; and,  
FIG. 7 is a view looking down at the closed end of the golf grip cover.

**1 Claim, 4 Drawing Sheets**



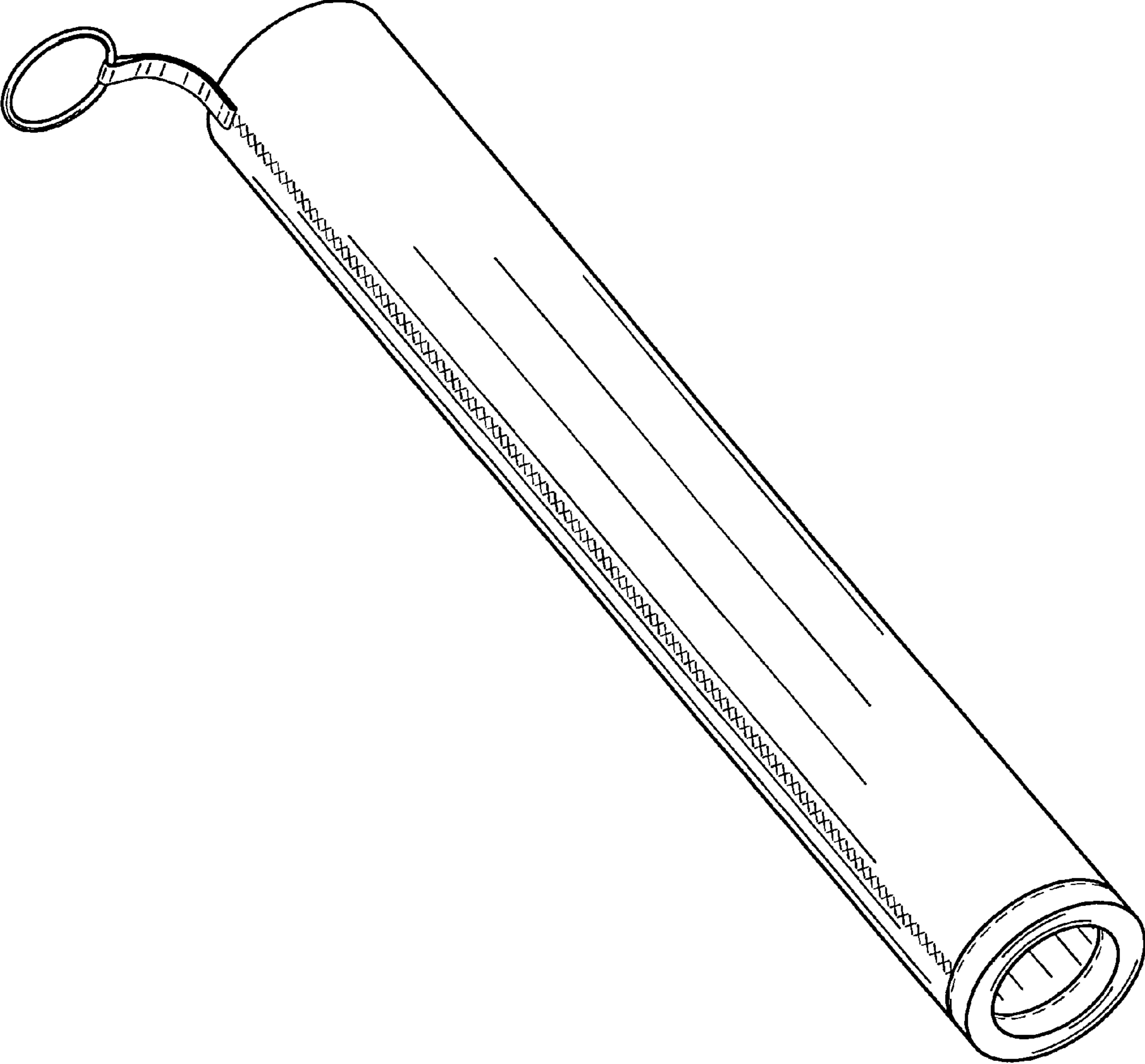


FIG. 1

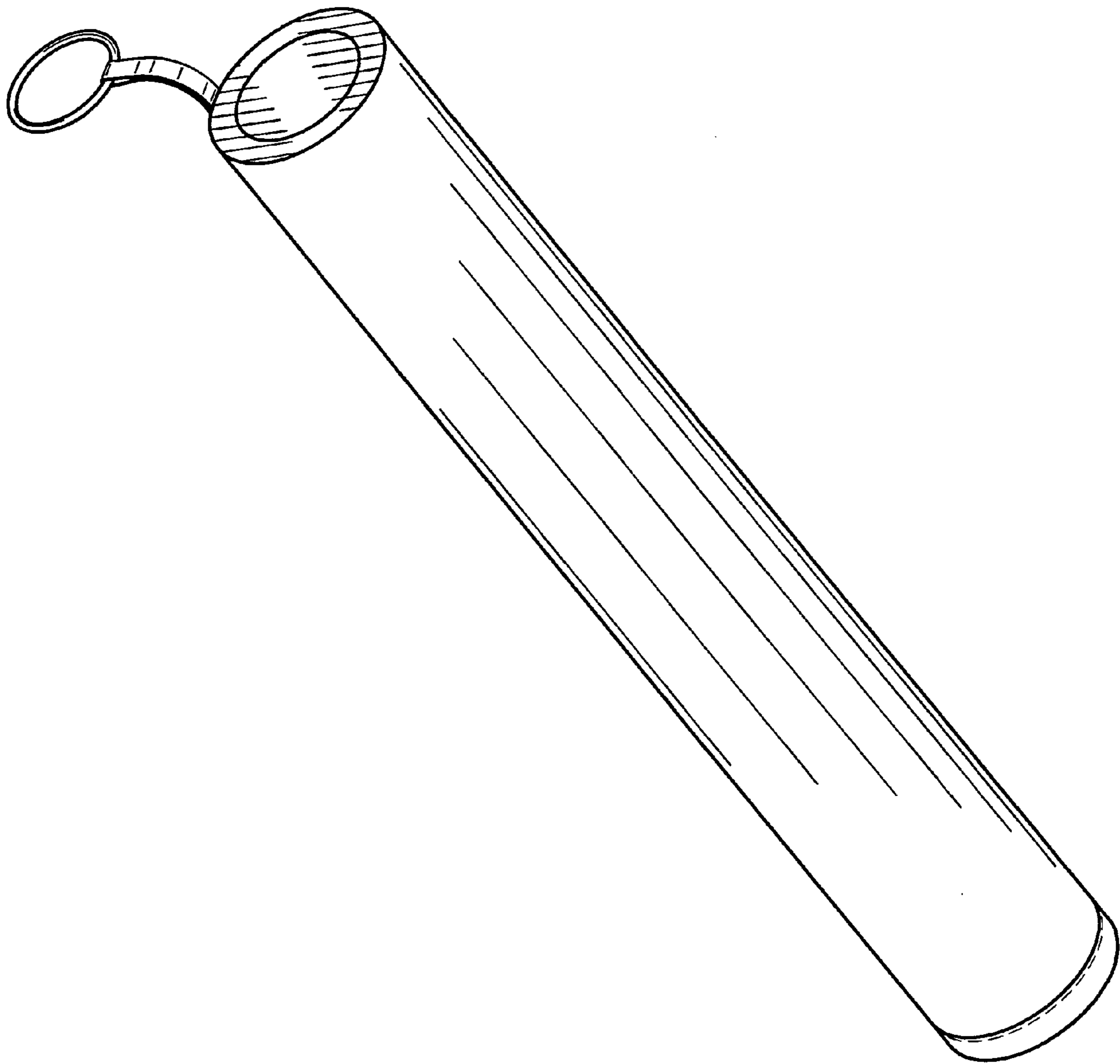


FIG. 2




FIG. 3

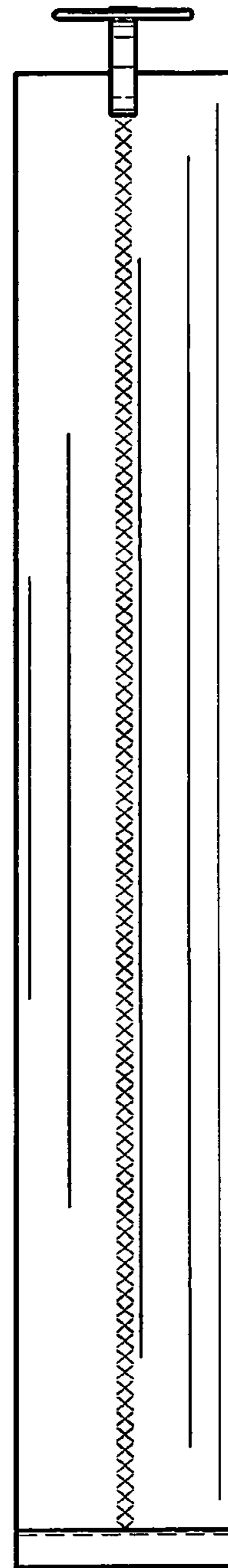


FIG. 4




FIG. 5




FIG. 6




FIG. 7