

US00D697142S

(12) **United States Design Patent**
Sugino et al.

(10) **Patent No.:** **US D697,142 S**
(45) **Date of Patent:** **** Jan. 7, 2014**

(54) **PORTABLE ELECTRONIC COMPUTER**

(71) Applicant: **Nintendo Co., Ltd.**, Kyoto (JP)

(72) Inventors: **Kenichi Sugino**, Kyoto (JP); **Yui Ehara**, Kyoto (JP); **Takaki Fujino**, Kyoto (JP); **Junichiro Miyatake**, Kyoto (JP); **Yuko Zenri**, Kyoto (JP); **Takayoshi Matsui**, Kyoto (JP); **Tetsuya Akama**, Kyoto (JP); **Hironori Akai**, Kyoto (JP); **Munetaka Nishikawa**, Kyoto (JP); **Hiroki Goto**, Kyoto (JP); **Kochi Kawai**, Kyoto (JP); **Kumpei Fujita**, Kyoto (JP)

(73) Assignee: **Nintendo Co., Ltd.**, Kyoto (JP)

(**) Term: **14 Years**

(21) Appl. No.: **29/439,991**

(22) Filed: **Dec. 18, 2012**

(30) **Foreign Application Priority Data**

Jun. 18, 2012 (JP) 2012-014498

(51) **LOC (10) Cl.** **21-01**

(52) **U.S. Cl.**
USPC **D21/333**; D14/345

(58) **Field of Classification Search**
USPC D21/324, 329, 330, 333, 332; D14/496, D14/125, 345, 203.1, 314, 315, 356, 365; 273/148 B; 463/1, 2, 29-36, 45, 47; 345/156, 173, 867, 903; 361/679, 681, 361/672, 500

See application file for complete search history.

(56) **References Cited**

U.S. PATENT DOCUMENTS

D275,971 S 10/1984 Yokoi
4,542,903 A * 9/1985 Yokoi et al. 463/31

D318,884 S 8/1991 Kojo
D347,450 S 5/1994 Nagata et al.
5,988,902 A * 11/1999 Holehan 400/479.1
6,085,204 A * 7/2000 Chijiwa et al. 715/246
D452,280 S 12/2001 Ota et al.
D453,536 S 2/2002 Ota et al.

(Continued)

OTHER PUBLICATIONS

Design U.S. Appl. No. 29/439,972, filed Dec. 18, 2012 (pending).

(Continued)

Primary Examiner — Prabhakar Deshmukh

(74) *Attorney, Agent, or Firm* — Nixon & Vanderhye, P.C.


(57) **CLAIM**

The ornamental design for a portable electronic computer, as shown by solid lines and described.

DESCRIPTION

FIG. 1 is a front, bottom and right perspective view of a portable electronic computer showing our new design, a lid with display being opened;
FIG. 2 is a rear, top and left perspective view thereof;
FIG. 3 is a front view thereof;
FIG. 4 is a rear view thereof;
FIG. 5 is a top plan view thereof;
FIG. 6 is a bottom plan view thereof;
FIG. 7 is a left side view thereof;
FIG. 8 is a right side view thereof;
FIG. 9 is a front, bottom and right perspective view of thereof, the lid with display being closed;
FIG. 10 is a rear, top and left perspective view thereof;
FIG. 11 is a front view thereof;
FIG. 12 is a rear plan view thereof;
FIG. 13 is a top plan view thereof;
FIG. 14 is a bottom plan view thereof;
FIG. 15 is a left side view thereof; and,
FIG. 16 is a right side view thereof.

1 Claim, 7 Drawing Sheets



(56)

References Cited

OTHER PUBLICATIONS

U.S. PATENT DOCUMENTS

6,498,721 B1 * 12/2002 Kim 361/679.06
D484,918 S 1/2004 Okada et al.
D524,870 S 7/2006 Sugino et al.
D532,051 S 11/2006 Sugino et al.
7,193,165 B2 * 3/2007 Kawanobe et al. 200/5 R
D556,759 S 12/2007 Kawanobe et al.
D568,884 S 5/2008 Kawanobe et al.
D643,476 S * 8/2011 Ehara et al. D21/333
D669,541 S * 10/2012 Mercier et al. D21/333
D681,128 S * 4/2013 Ashida et al. D21/332
D686,669 S * 7/2013 Ashida et al. D21/328
D689,138 S * 9/2013 Ashida et al. D21/332
D691,663 S * 10/2013 Ashida et al. D21/332

Design U.S. Appl. No. 29/439,977, filed Dec. 18, 2012 (pending).
Design U.S. Appl. No. 29/439,980, filed Dec. 18, 2012 (pending).
Design U.S. Appl. No. 29/439,983, filed Dec. 18, 2012 (pending).
Design U.S. Appl. No. 29/439,996, filed Dec. 18, 2012 (pending).
Design U.S. Appl. No. 29/440,001, filed Dec. 18, 2012 (pending).
Design U.S. Appl. No. 29/407,809, filed Dec. 2, 2011 (pending).
Design U.S. Appl. No. 29/407,814, filed Dec. 2, 2011 (pending).
Design U.S. Appl. No. 29/448,050, filed Mar. 8, 2013 (pending).

* cited by examiner

FIG. 1

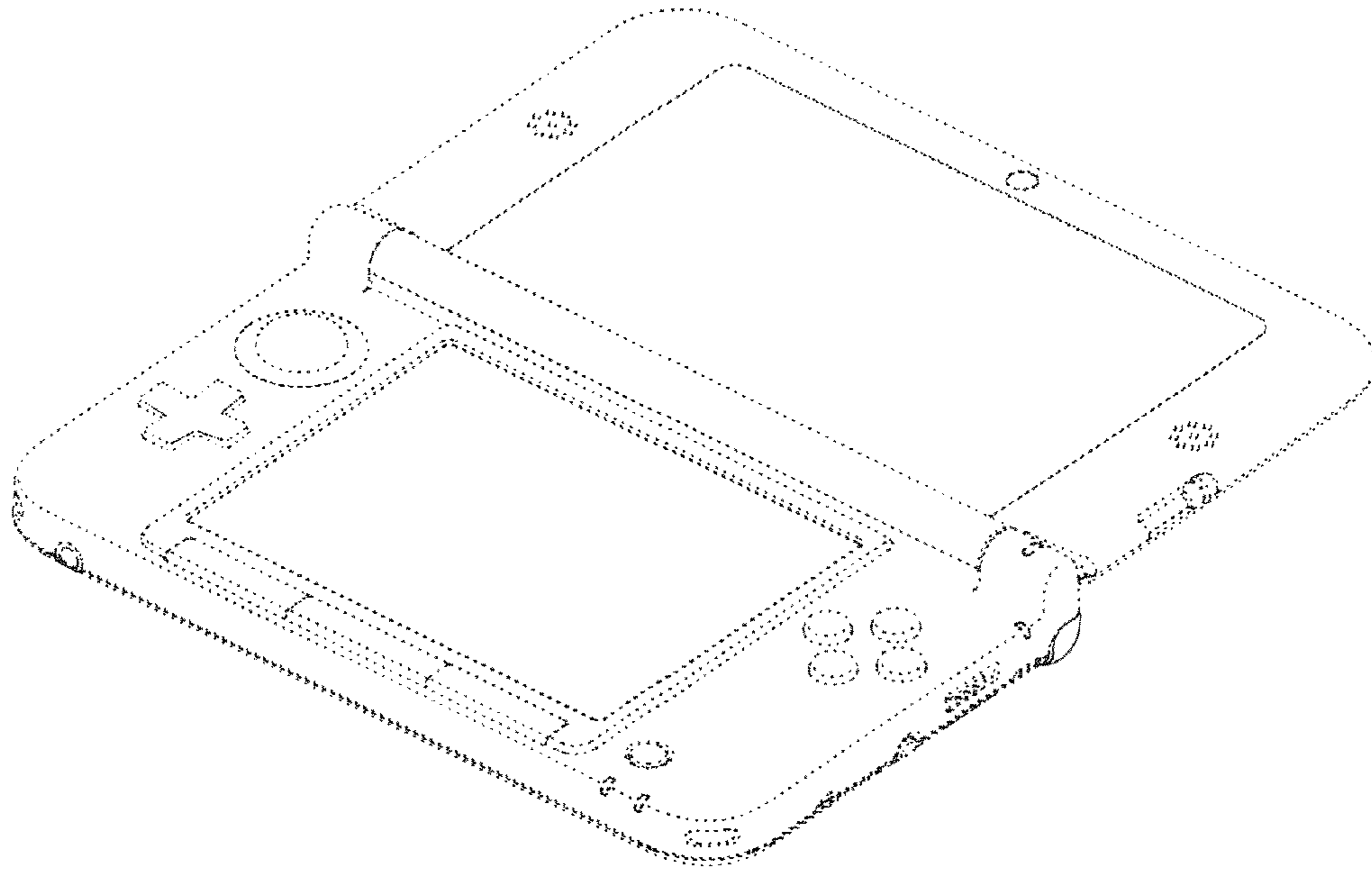


FIG. 2

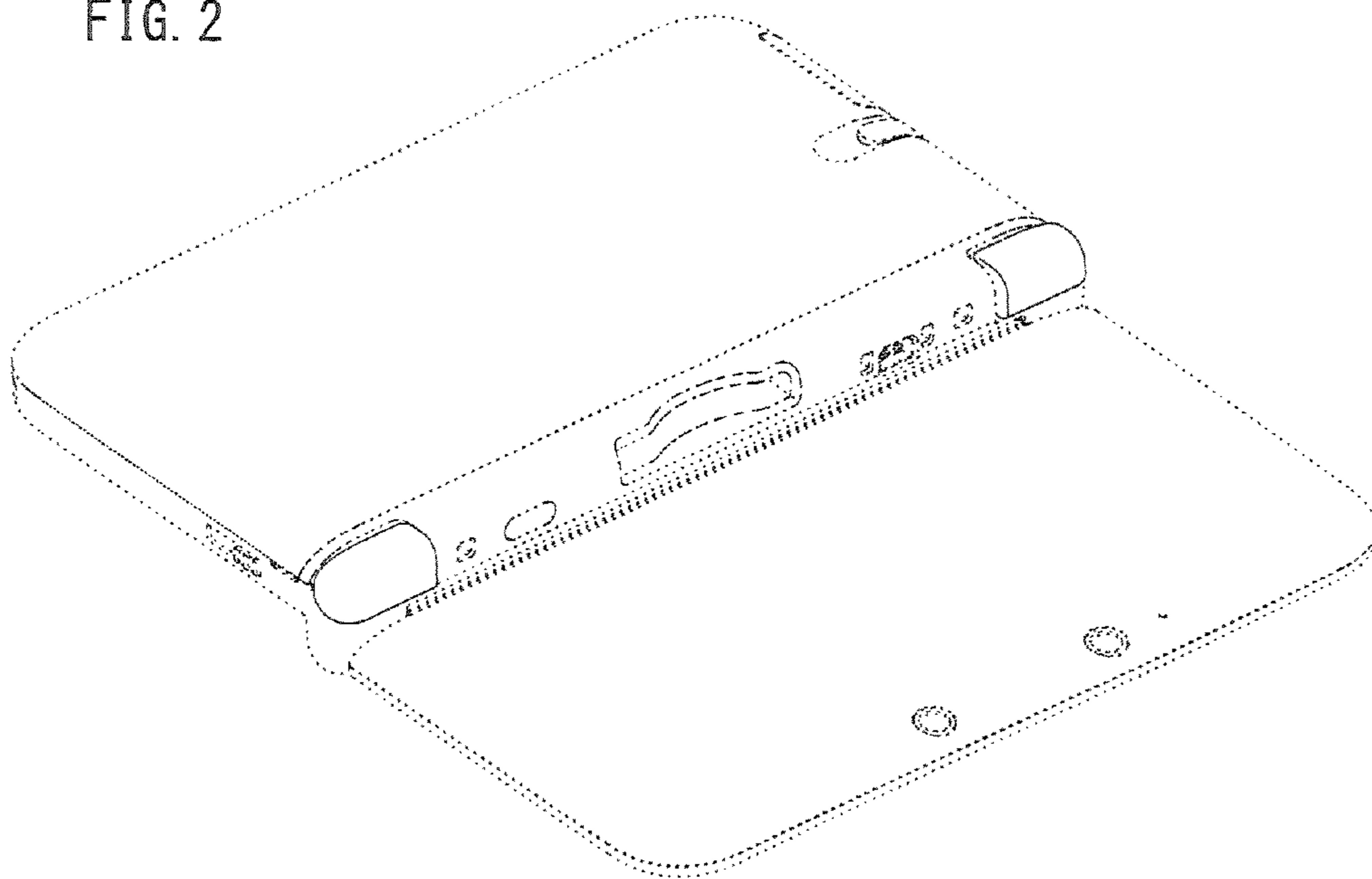


FIG. 3




FIG. 4

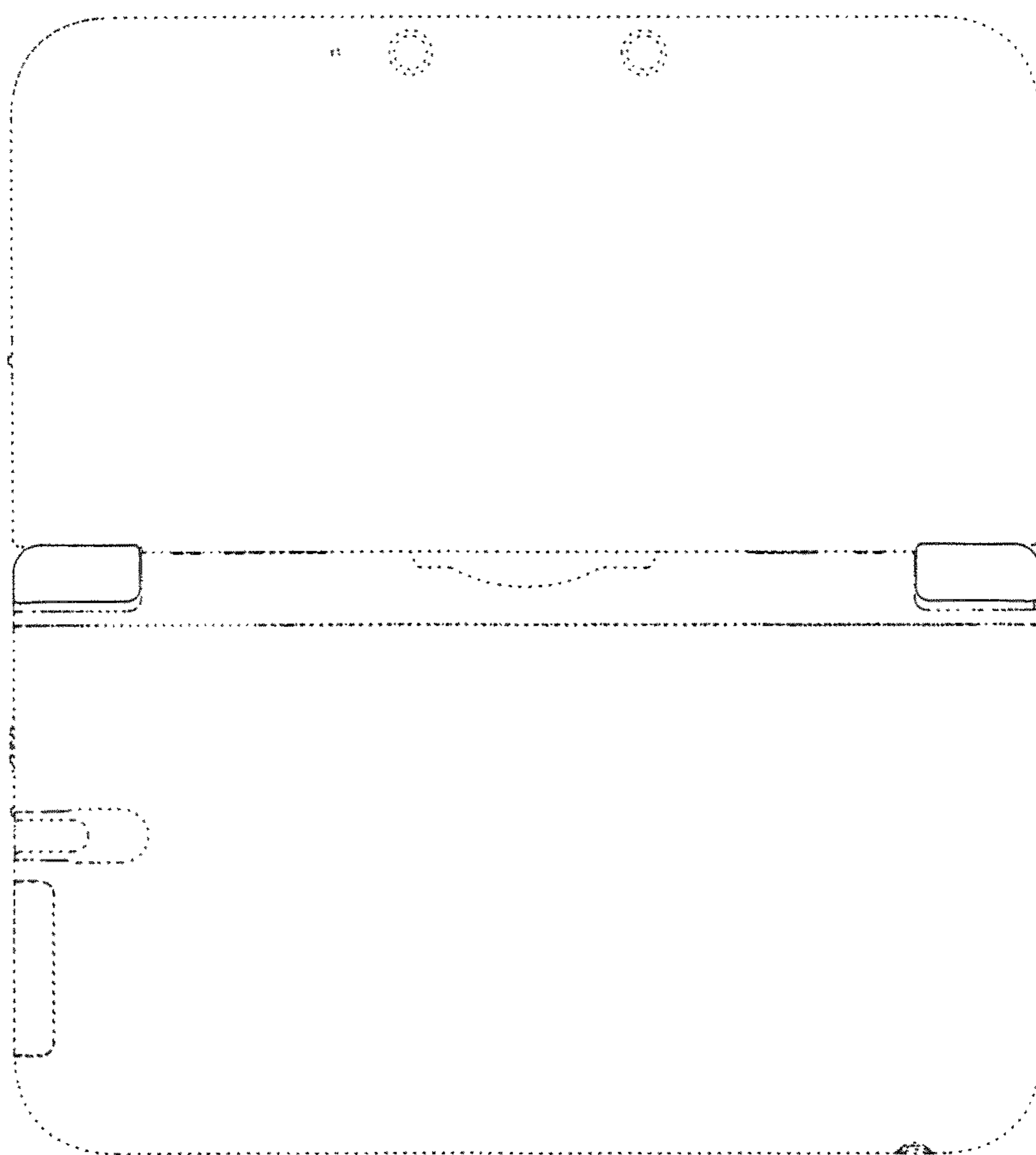


FIG. 5




FIG. 6

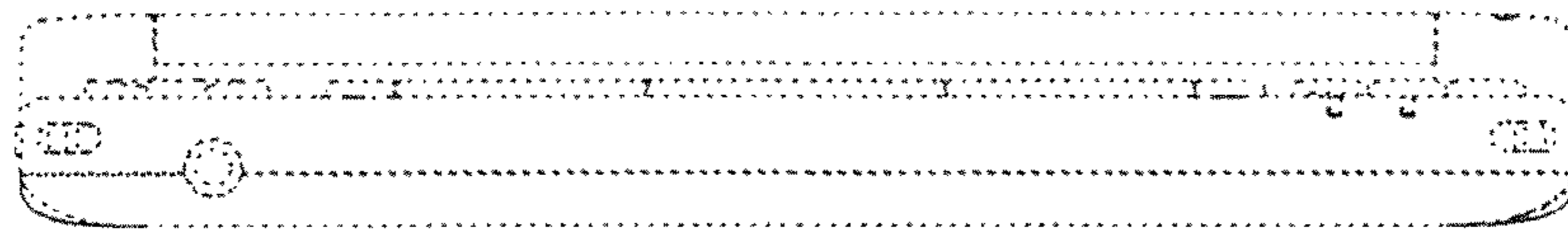


FIG. 7



FIG. 8

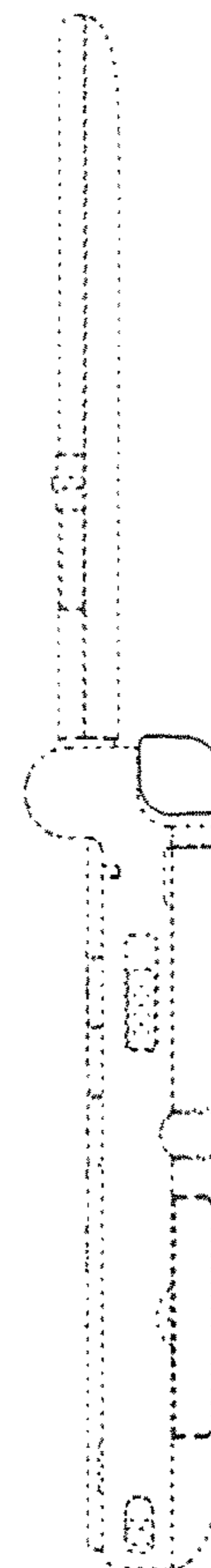


FIG. 9

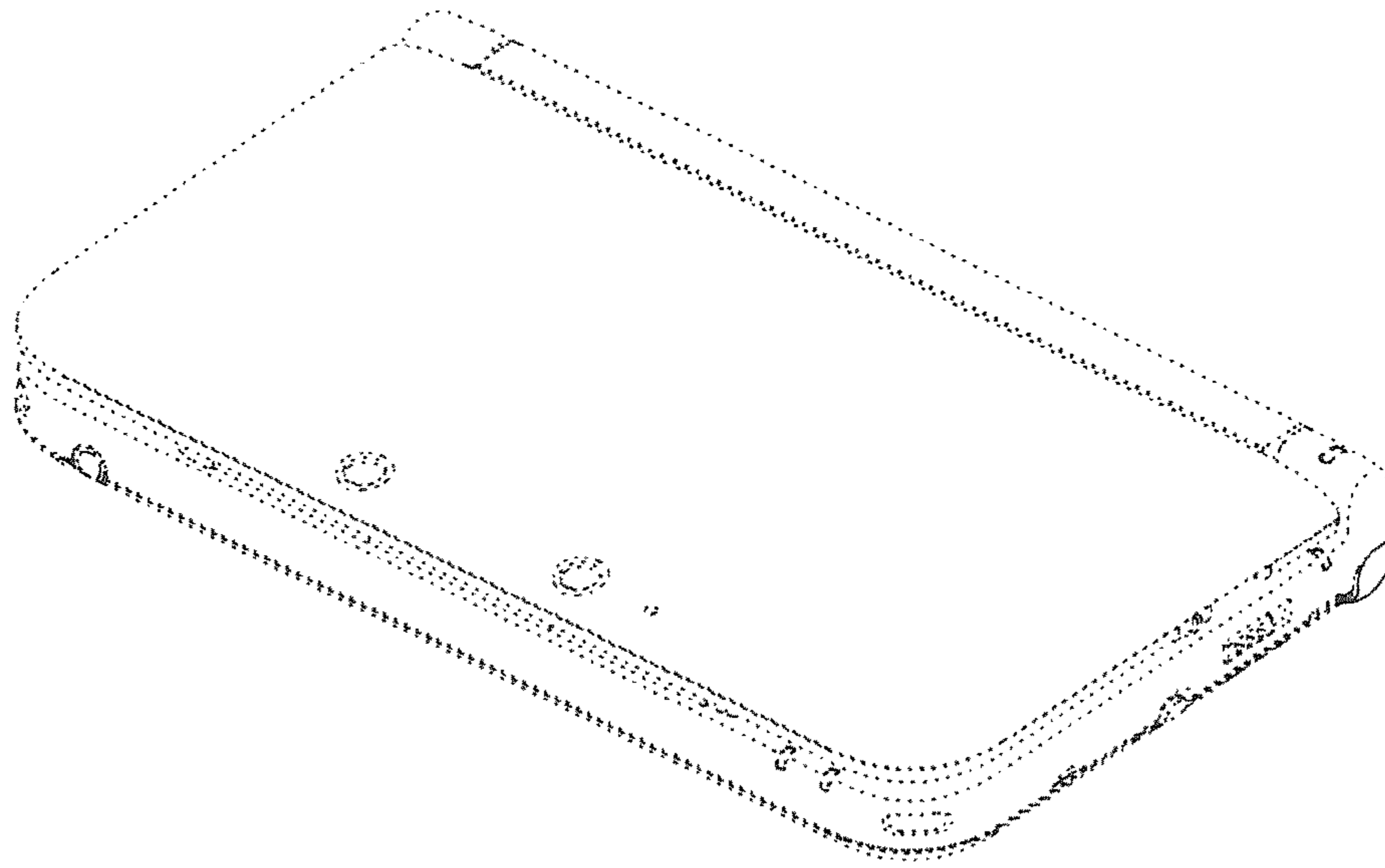


FIG. 10

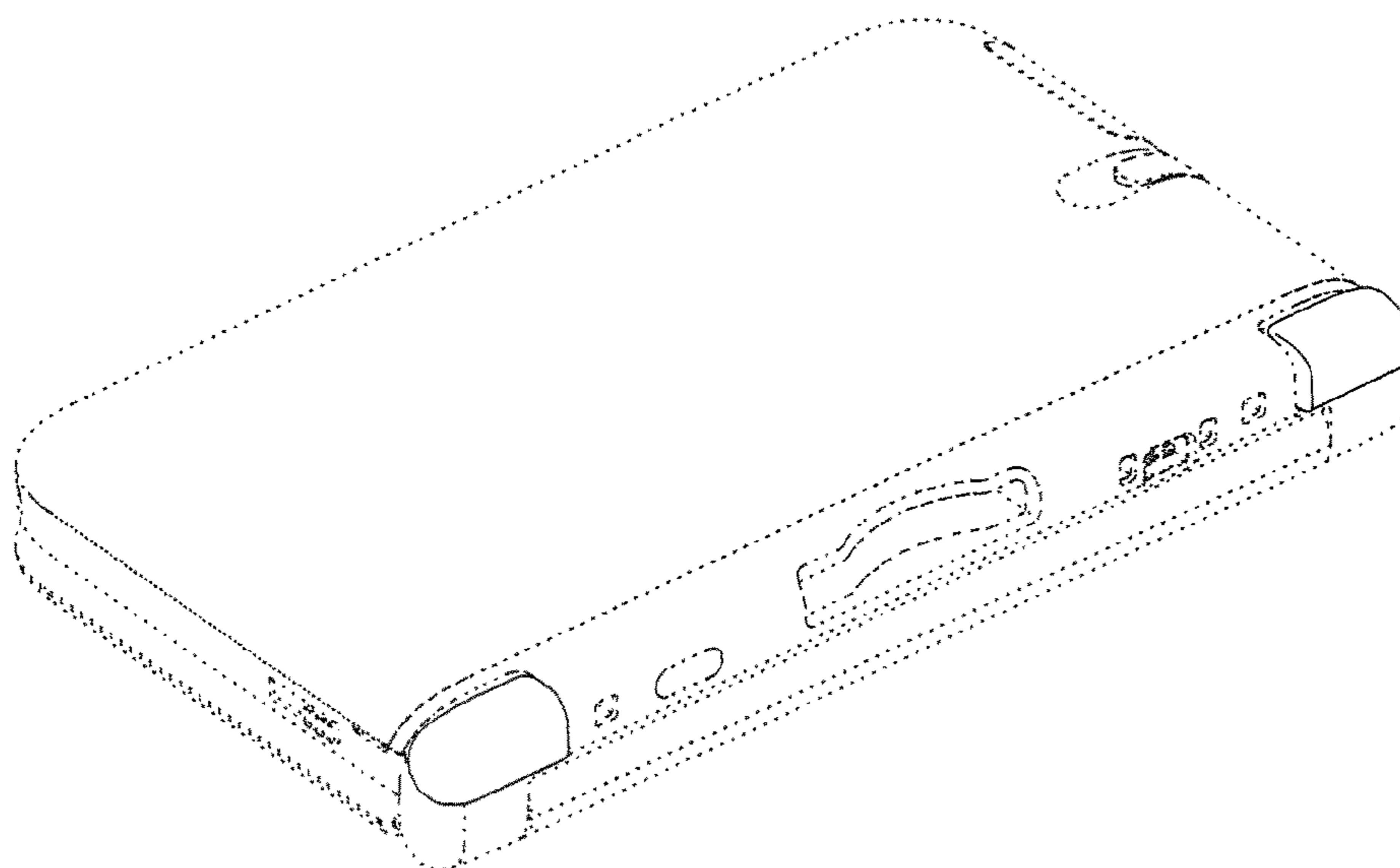


FIG. 11




FIG. 12




FIG. 13




FIG. 14




FIG. 15




FIG. 16

