

US00D697139S

(12) **United States Design Patent**  
**Sugino et al.**

(10) **Patent No.:** **US D697,139 S**  
(45) **Date of Patent:** **\*\* Jan. 7, 2014**

(54) **PORTABLE ELECTRONIC COMPUTER**

(71) Applicant: **Nintendo Co., Ltd.**, Kyoto (JP)

(72) Inventors: **Kenichi Sugino**, Kyoto (JP); **Yui Ehara**, Kyoto (JP); **Takaki Fujino**, Kyoto (JP); **Junichiro Miyatake**, Kyoto (JP); **Yuko Zenri**, Kyoto (JP); **Takayoshi Matsui**, Kyoto (JP); **Tetsuya Akama**, Kyoto (JP); **Hironori Akai**, Kyoto (JP); **Munetaka Nishikawa**, Kyoto (JP); **Hiroki Goto**, Kyoto (JP); **Kochi Kawai**, Kyoto (JP); **Kumpei Fujita**, Kyoto (JP)

(73) Assignee: **Nintendo Co., Ltd.**, Kyoto (JP)

(\*\*) Term: **14 Years**

(21) Appl. No.: **29/439,972**

(22) Filed: **Dec. 18, 2012**

(30) **Foreign Application Priority Data**

Jun. 18, 2012 (JP) ..... 2012-014495

(51) **LOC (10) Cl.** ..... **21-01**

(52) **U.S. Cl.**  
USPC ..... **D21/332**; D14/345

(58) **Field of Classification Search**  
USPC ..... D21/324, 329, 330, 333, 332; D14/496, D14/125, 345, 203.1, 314, 315, 356, 365; 273/148 B; 463/1, 2, 29-36, 45, 47; 345/156, 173, 867, 903; 361/679, 681, 361/672, 500

See application file for complete search history.

(56) **References Cited**

**U.S. PATENT DOCUMENTS**

D275,971 S 10/1984 Yokoi  
4,542,903 A \* 9/1985 Yokoi et al. .... 463/31

D318,884 S 8/1991 Kojo  
D347,450 S 5/1994 Nagata et al.  
5,988,902 A \* 11/1999 Holehan ..... 400/479.1  
6,085,204 A \* 7/2000 Chijiwa et al. .... 715/246  
D452,280 S 12/2001 Ota et al.  
D453,536 S 2/2002 Ota et al.

(Continued)

**OTHER PUBLICATIONS**

Design U.S. Appl. No. 29/439,977, filed Dec. 18, 2012 (pending).

(Continued)

*Primary Examiner* — Prabhakar Deshmukh

(74) *Attorney, Agent, or Firm* — Nixon & Vanderhye, P.C.

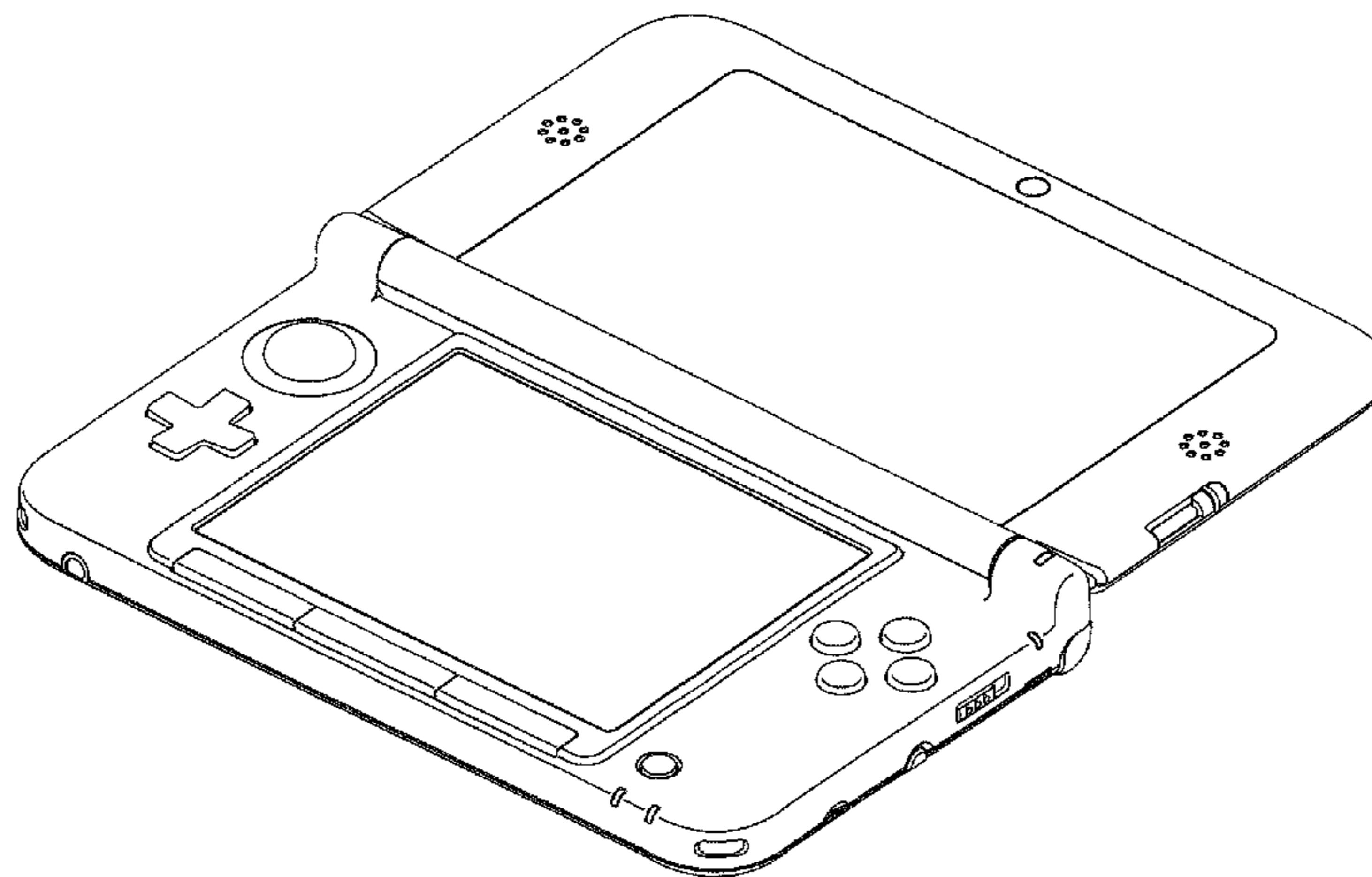
(57) **CLAIM**

The ornamental design for a portable electronic computer, as shown and described.

**DESCRIPTION**

FIG. 1 is a front, bottom and right perspective view of a portable electronic computer showing our new design, a lid with display being opened;  
FIG. 2 is a rear, top and left perspective view thereof;  
FIG. 3 is a front view thereof;  
FIG. 4 is a rear view thereof;  
FIG. 5 is a top plan view thereof;  
FIG. 6 is a bottom plan view thereof;  
FIG. 7 is a left side view thereof;  
FIG. 8 is a right side view thereof;  
FIG. 9 is a front, bottom and right perspective view of thereof, the lid with display being closed;  
FIG. 10 is a rear, top and left perspective view thereof;  
FIG. 11 is a front view thereof;  
FIG. 12 is a rear plan view thereof;  
FIG. 13 is a top plan view thereof;  
FIG. 14 is a bottom plan view thereof;  
FIG. 15 is a left side view thereof; and,  
FIG. 16 is a right side view thereof.

**1 Claim, 7 Drawing Sheets**



(56)

References Cited

OTHER PUBLICATIONS

U.S. PATENT DOCUMENTS

6,498,721 B1 \* 12/2002 Kim ..... 361/679.06  
D477,850 S \* 7/2003 Hussaini et al. .... D21/333  
D484,918 S 1/2004 Okada et al.  
D524,870 S 7/2006 Sugino et al.  
D532,051 S 11/2006 Sugino et al.  
7,193,165 B2 \* 3/2007 Kawanobe et al. .... 200/5 R  
D556,759 S 12/2007 Kawanobe et al.  
D568,884 S 5/2008 Kawanobe et al.  
D645,521 S \* 9/2011 Ehara et al. .... D21/333  
D650,447 S \* 12/2011 Ehara et al. .... D21/330  
D655,758 S \* 3/2012 Sunabe et al. .... D21/333  
D666,679 S \* 9/2012 Ehara et al. .... D21/330  
D669,541 S \* 10/2012 Mercier et al. .... D21/333

Design U.S. Appl. No. 29/439,980, filed Dec. 18, 2012 (pending).  
Design U.S. Appl. No. 29/439,983, filed Dec. 18, 2012 (pending).  
Design U.S. Appl. No. 29/439,991, filed Dec. 18, 2012 (pending).  
Design U.S. Appl. No. 29/439,996, filed Dec. 18, 2012 (pending).  
Design U.S. Appl. No. 29/440,001, filed Dec. 18, 2012 (pending).  
Design U.S. Appl. No. 29/407,809, filed Dec. 2, 2011 (pending).  
Design U.S. Appl. No. 29/407,814, filed Dec. 2, 2011 (pending).  
Design U.S. Appl. No. 29/448,050, filed Mar. 8, 2013 (pending).

\* cited by examiner

FIG. 1




FIG. 2

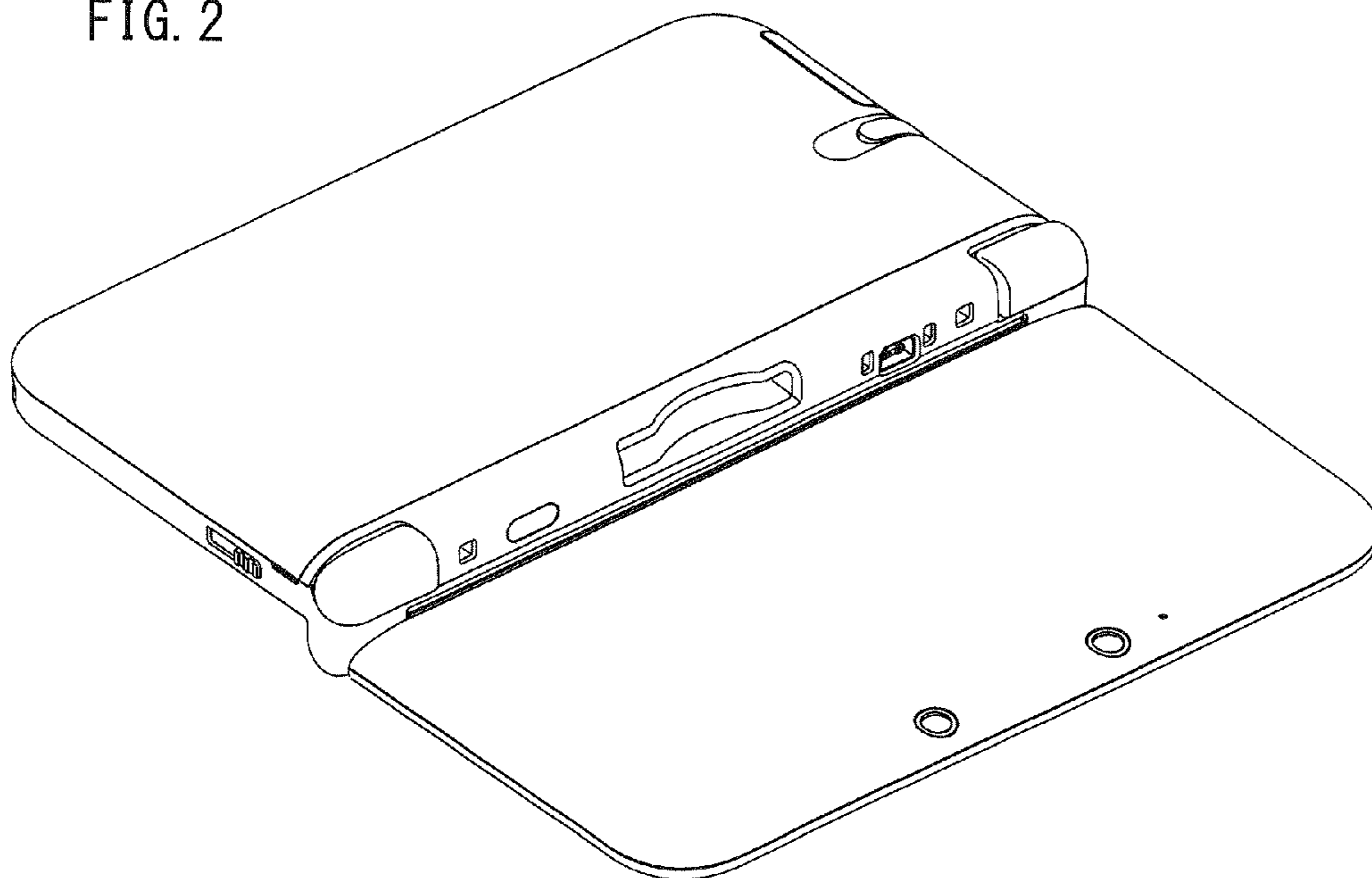


FIG. 3




FIG. 4

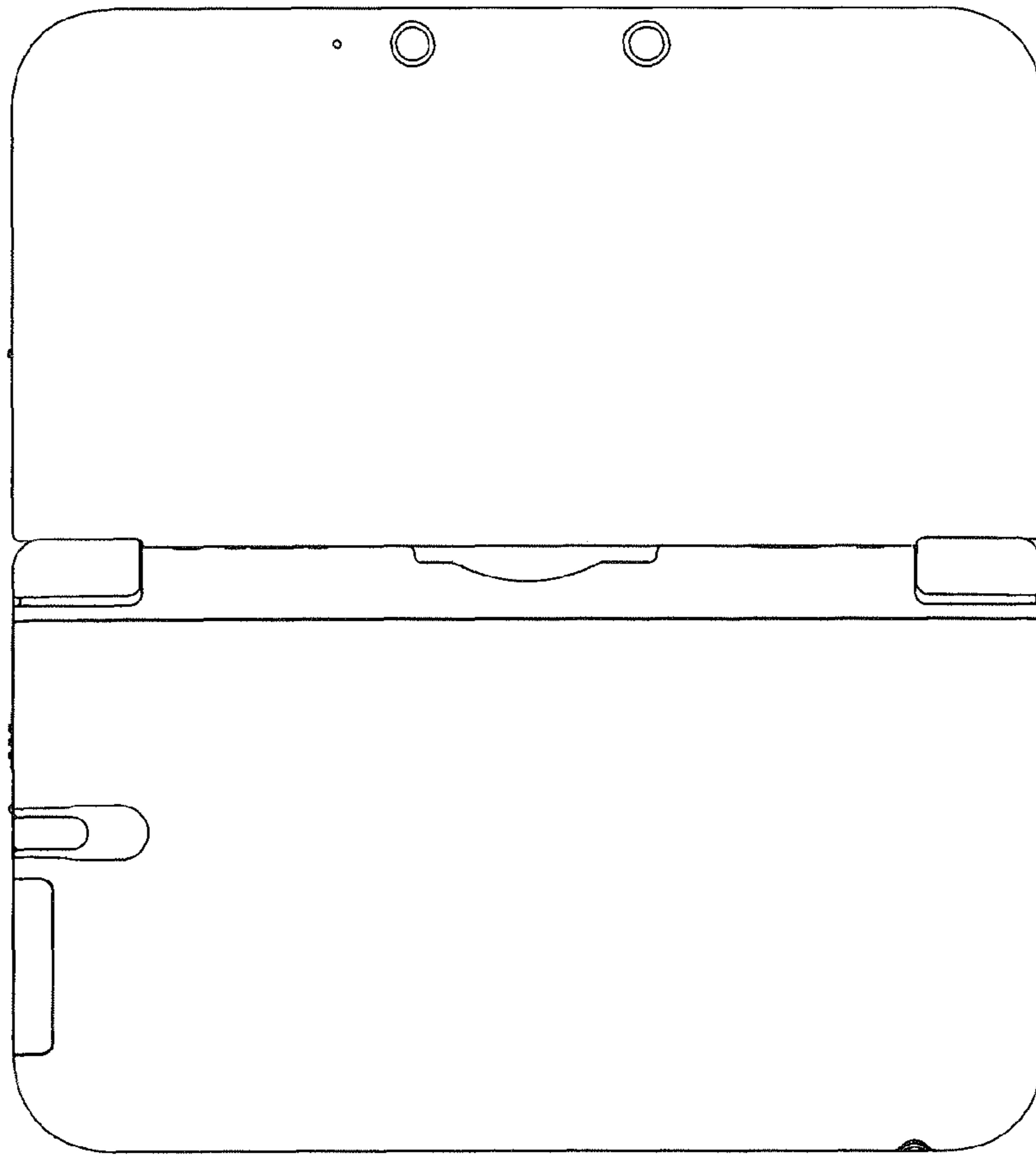




FIG. 5




FIG. 6




FIG. 7

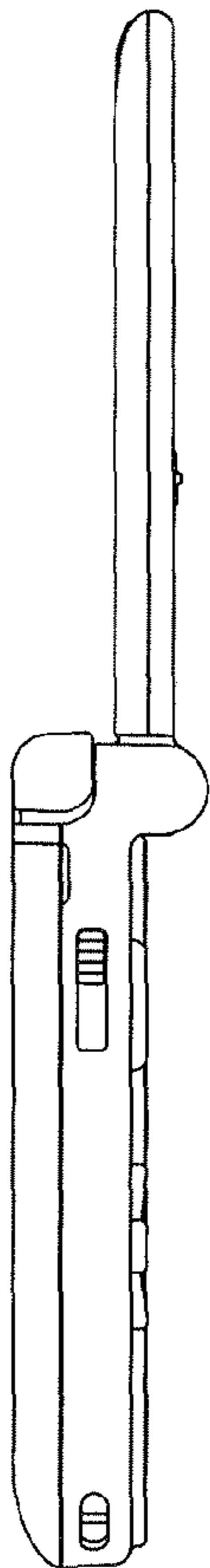


FIG. 8

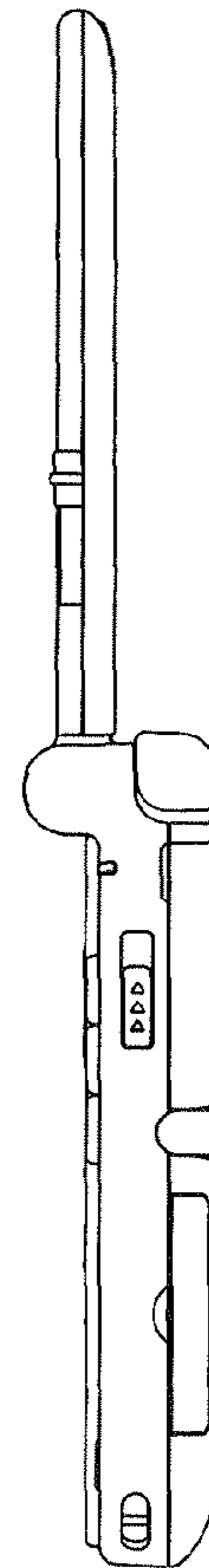


FIG. 9

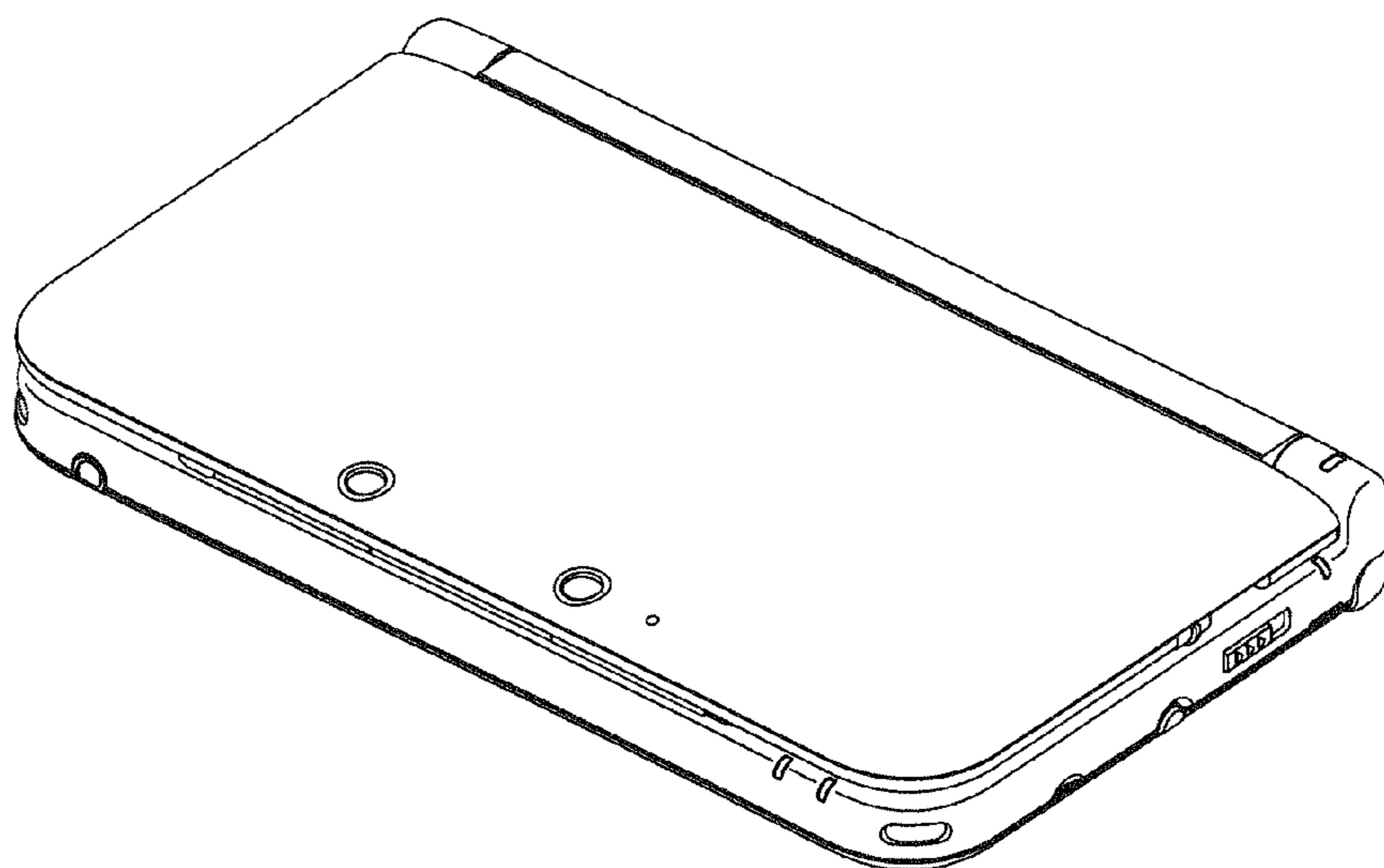


FIG. 10

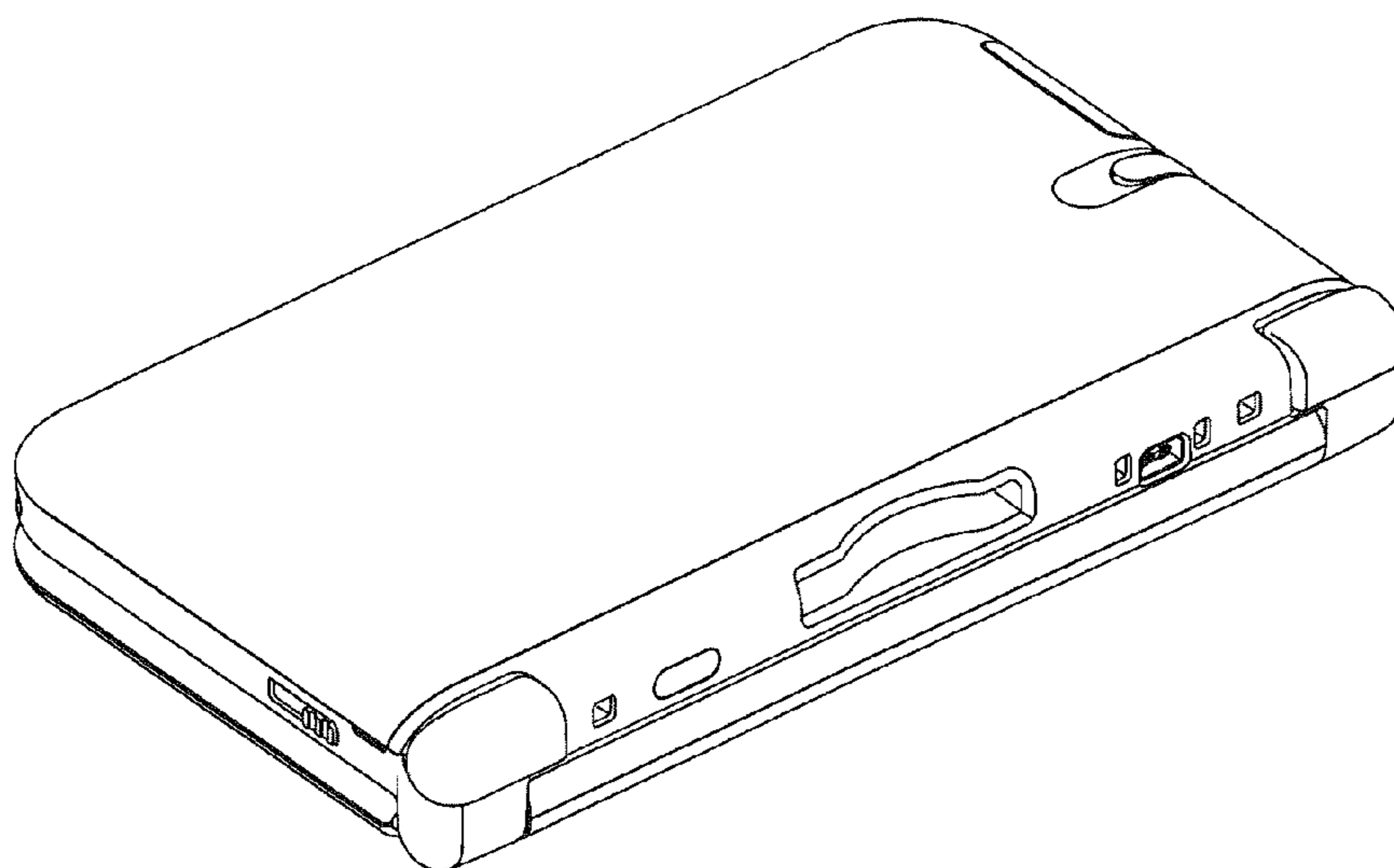


FIG. 11

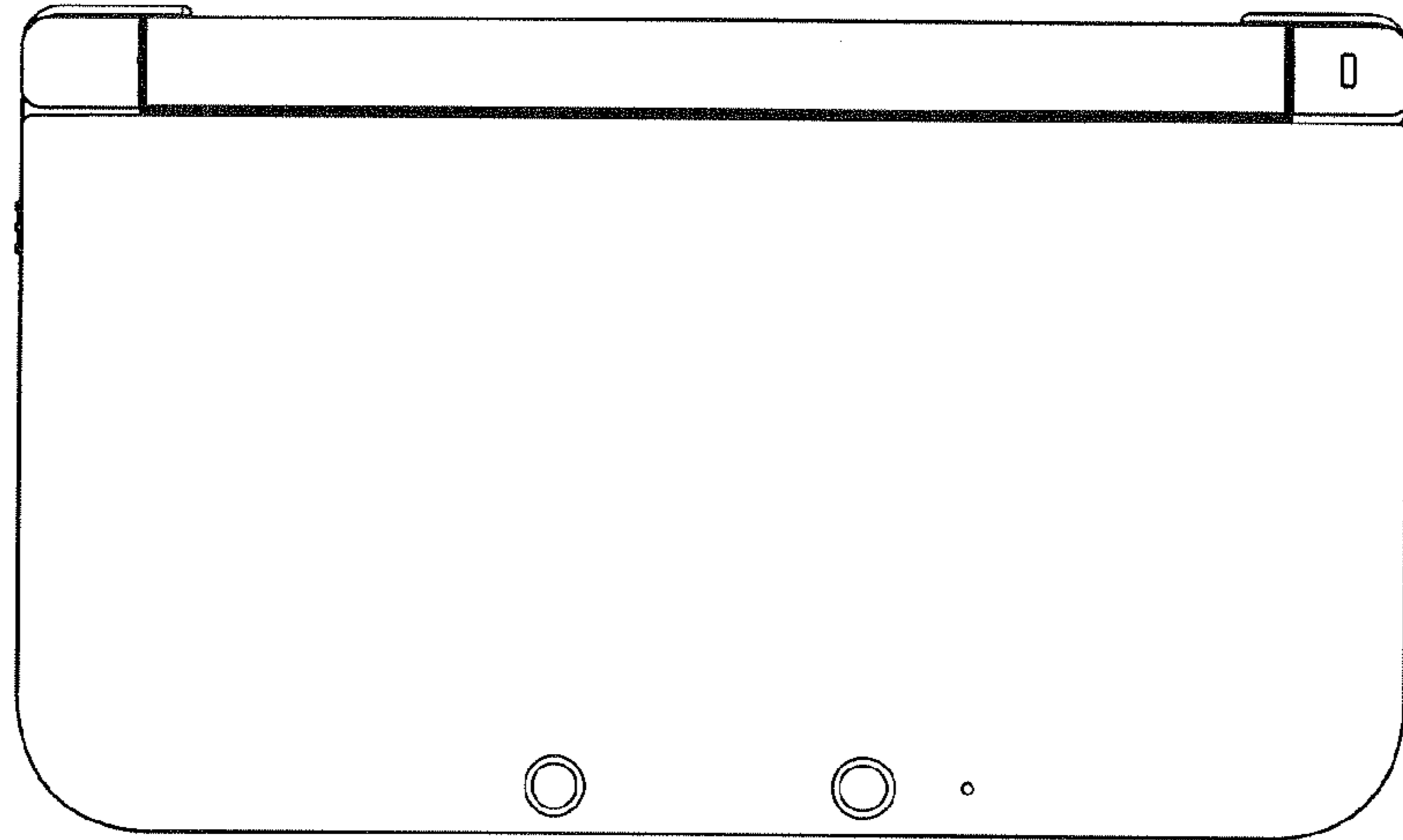


FIG. 12






FIG. 13




FIG. 14




FIG. 15

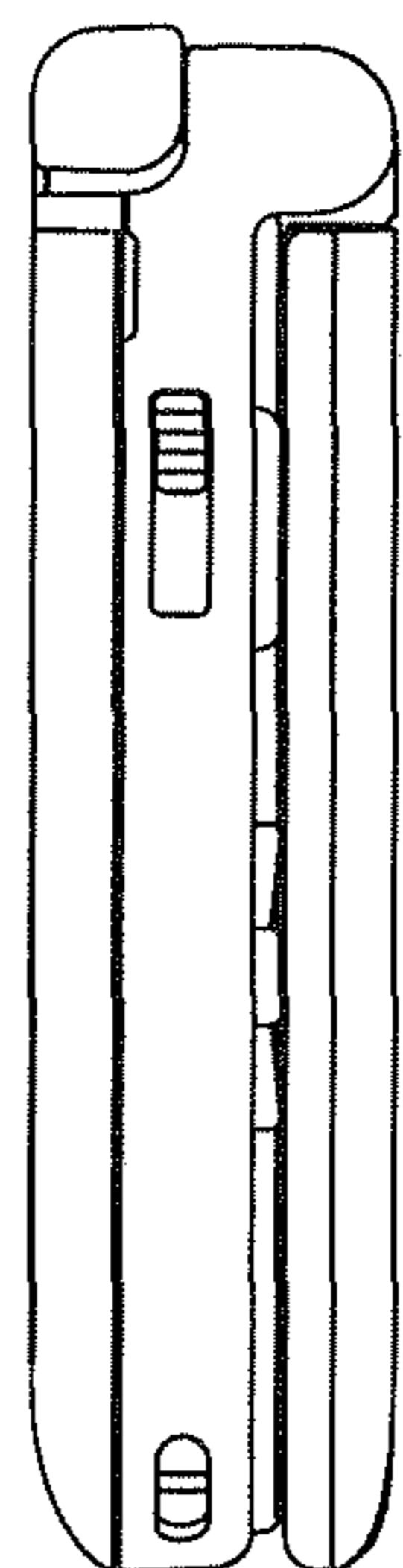


FIG. 16

