



US00D697135S

(12) **United States Design Patent**  
**Tsai**

(10) **Patent No.:** **US D697,135 S**  
(45) **Date of Patent:** **\*\* Jan. 7, 2014**

- (54) **CLIPBOARD CASE**
- (71) Applicant: **Yung-Teng Tsai**, Secaucus, NJ (US)
- (72) Inventor: **Yung-Teng Tsai**, Secaucus, NJ (US)
- (73) Assignee: **Officemate International corp.**, Edison, NJ (US)
- (\*\*) Term: **14 Years**
- (21) Appl. No.: **29/442,781**
- (22) Filed: **May 15, 2013**
- (51) **LOC (10) Cl.** ..... **19-06**
- (52) **U.S. Cl.**  
USPC ..... **D19/88**
- (58) **Field of Classification Search**  
USPC ..... D3/273, 276, 282, 900; D7/698;  
D19/52, 88; 24/67 R; 40/341; 248/447,  
248/452; 281/45  
See application file for complete search history.

(56) **References Cited**

**U.S. PATENT DOCUMENTS**

D398,650 S *	9/1998	Shamoon	.....	D19/88
5,887,902 A *	3/1999	Irwin et al.	.....	281/45
D475,748 S *	6/2003	Shamoon	.....	D19/88
D492,358 S *	6/2004	Chen	.....	D19/88
D500,204 S *	12/2004	Hillman	.....	D3/301
D500,800 S *	1/2005	Shamoon	.....	D19/88
D510,389 S *	10/2005	Shamoon	.....	D19/88
D518,640 S *	4/2006	Hoofnagle	.....	D3/321
D575,826 S *	8/2008	Chen et al.	.....	D19/88
D578,162 S *	10/2008	Chen et al.	.....	D19/88

D580,990 S *	11/2008	Chang	.....	D19/88
D586,400 S *	2/2009	Shamoon	.....	D19/88
D591,343 S *	4/2009	Hussy et al.	.....	D19/27
D599,856 S *	9/2009	Chen et al.	.....	D19/88
D601,631 S *	10/2009	Kent et al.	.....	D19/88
D617,789 S *	6/2010	Akana et al.	.....	D14/318
D627,769 S *	11/2010	Kumagai	.....	D14/248
D627,773 S *	11/2010	Paek	.....	D14/315
D629,842 S *	12/2010	Lapsker	.....	D19/26
D647,969 S *	11/2011	Shamoon	.....	D19/88
2007/0205115 A1 *	9/2007	Lee	.....	206/37

\* cited by examiner

*Primary Examiner* — Elizabeth Albert

(74) *Attorney, Agent, or Firm* — Daniel Kirshner

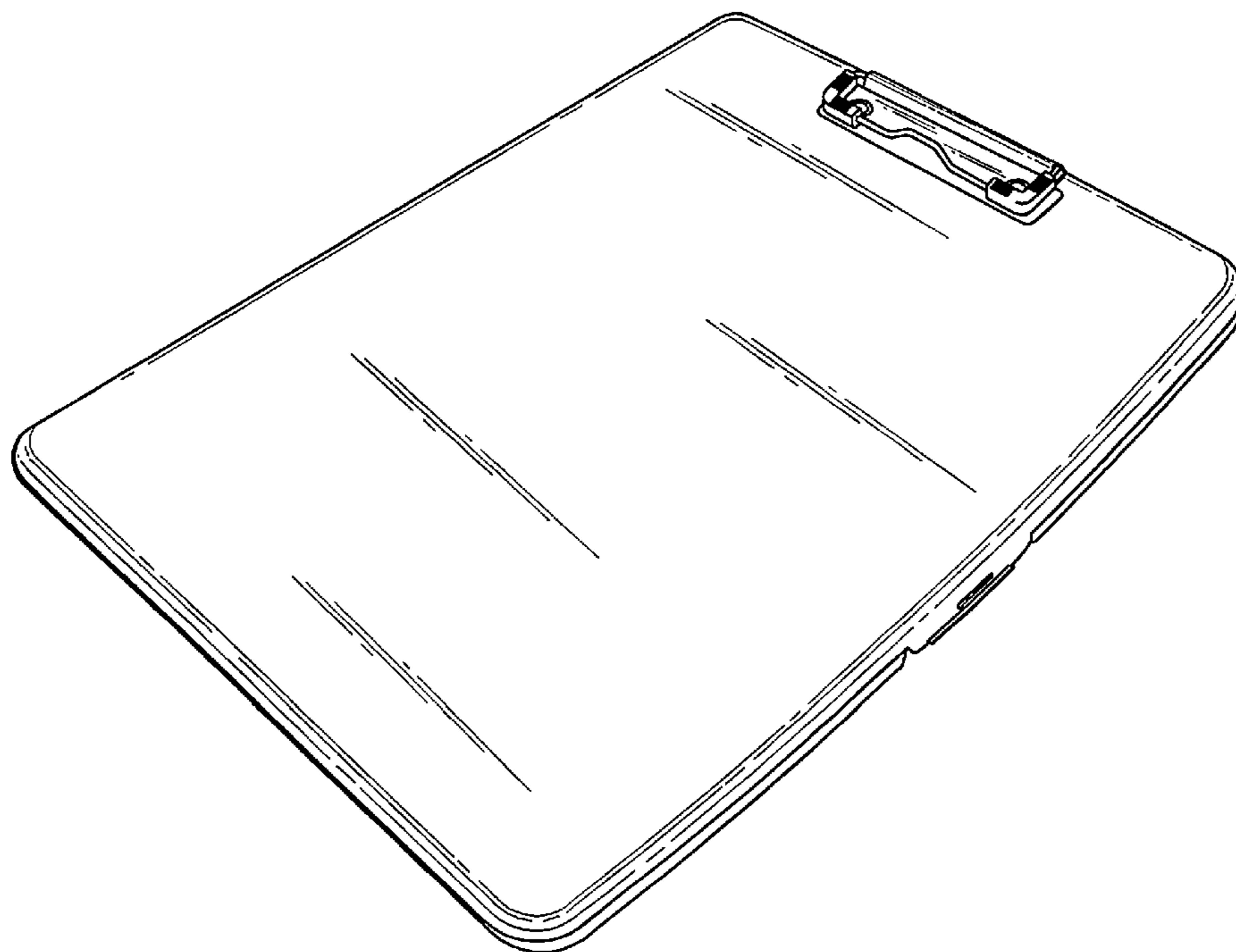
(57) **CLAIM**

The ornamental design for a clipboard case, as shown and described.

**DESCRIPTION**

FIG. 1 is a front perspective view of a clipboard case showing the new design;  
 FIG. 2 is a top view thereof;  
 FIG. 3 is a bottom view thereof;  
 FIG. 4 is a left side view thereof;  
 FIG. 5 is a right side view thereof;  
 FIG. 6 is a front view thereof;  
 FIG. 7 is a back view thereof; and,  
 FIG. 8 is a front perspective view thereof showing the clipboard case in its open configuration.  
 The broken lines in FIG. 3 showing portions of the clipboard are included for the purpose showing features that form no part of the claimed design.

**1 Claim, 8 Drawing Sheets**



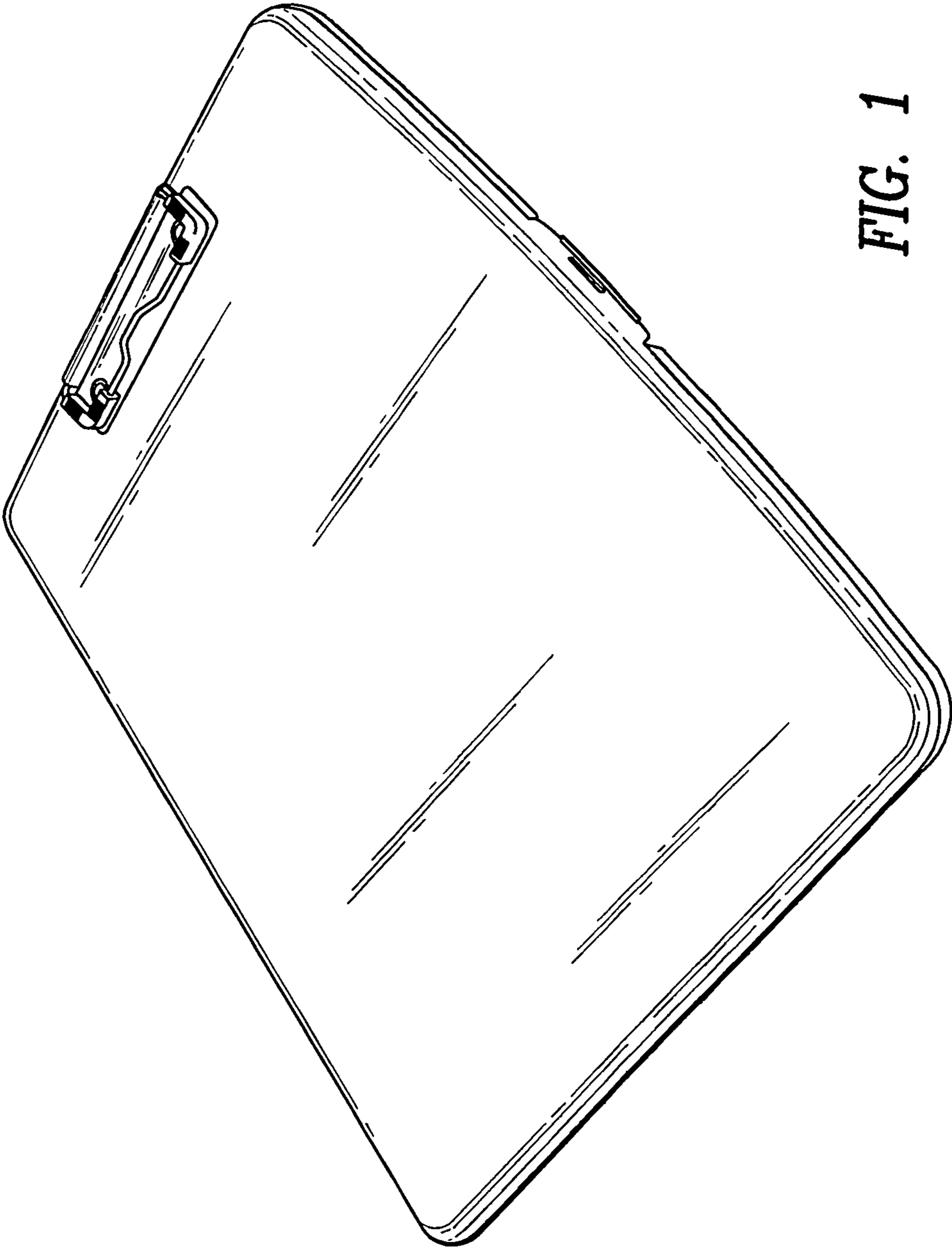

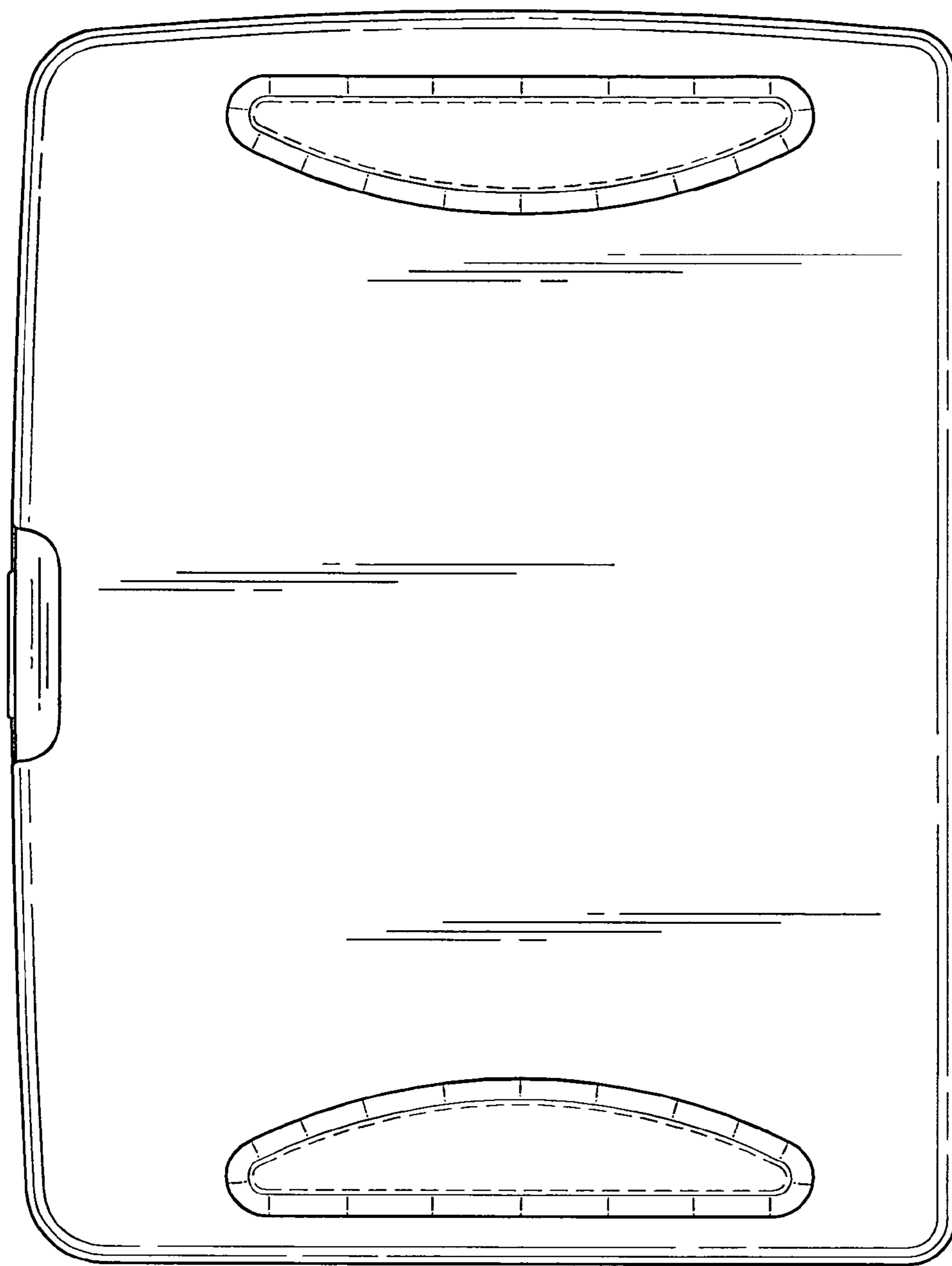


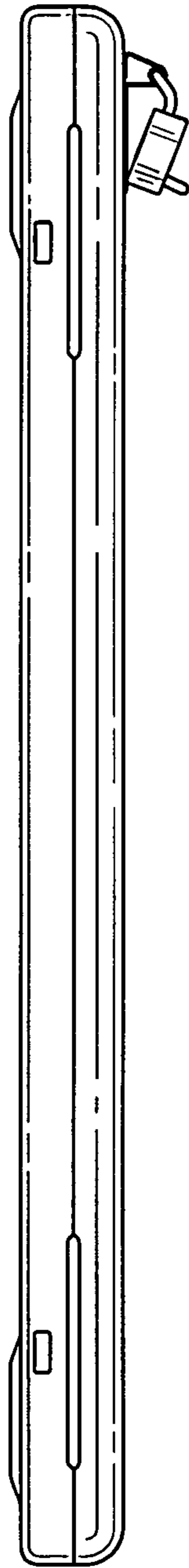
FIG. 1



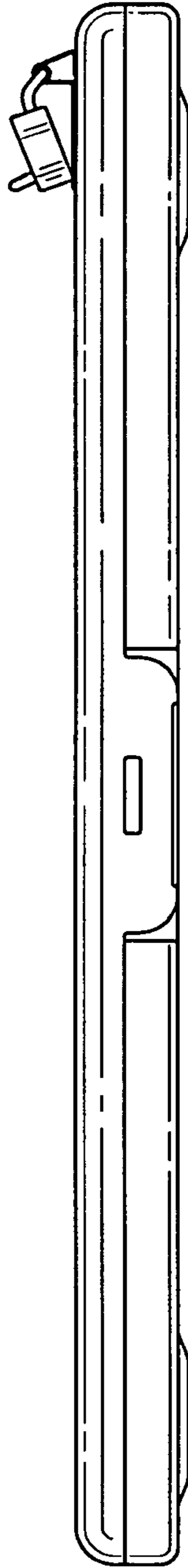
*FIG. 2*



**FIG. 3**




**FIG. 4**



**FIG. 5**



*FIG. 6*



*FIG. 7*



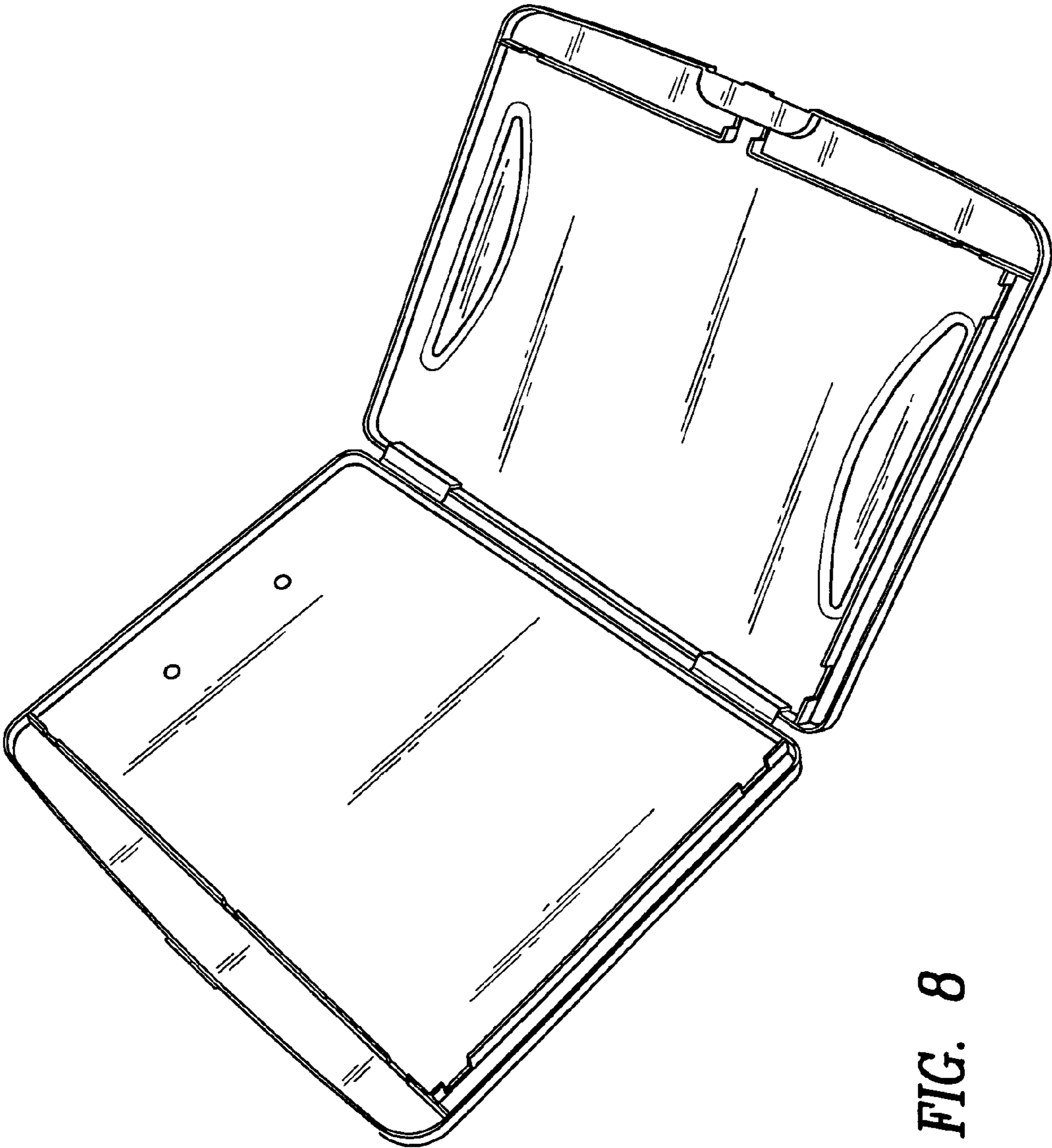


FIG. 8