



US00D697134S

(12) **United States Design Patent**
Fender

(10) **Patent No.:** **US D697,134 S**
(45) **Date of Patent:** **** Jan. 7, 2014**

(54) **ERASER GLOVE**

(71) Applicant: **Taralyn Fender**, Jacksonville, FL (US)

(72) Inventor: **Taralyn Fender**, Jacksonville, FL (US)

(**) Term: **14 Years**

(21) Appl. No.: **29/444,338**

(22) Filed: **Jan. 29, 2013**

(51) **LOC (10) Cl.** **19-06**

(52) **U.S. Cl.**
USPC **D19/53; D2/620**

(58) **Field of Classification Search**
USPC D8/90; D19/53; 2/161.6; 15/105.51,
15/424-434; 401/19, 49, 52, 86, 88;
D2/617, 619, 620; D32/40

See application file for complete search history.

(56) **References Cited**

U.S. PATENT DOCUMENTS

829,739	A *	8/1906	Salve, Jr.	2/163
1,642,128	A *	9/1927	Palicki	2/168
1,823,307	A *	9/1931	Wickman et al.	2/161.6
2,012,869	A *	8/1935	Dickson	2/16
2,136,413	A *	11/1938	Aaron	2/161.6
D113,149	S *	1/1939	Straub	D2/619
2,256,427	A *	9/1941	Gitt	2/16
D133,928	S *	9/1942	Balzano	D2/620
2,357,574	A *	9/1944	Beebe	2/161.6
2,465,136	A *	3/1949	Troccoli	2/161.3
3,484,869	A *	12/1969	Cullinan, Jr.	2/161.6
3,643,386	A *	2/1972	Grzyll	451/523
D254,102	S *	2/1980	Rubin	D2/619
4,272,849	A *	6/1981	Thurston et al.	2/16
4,384,449	A *	5/1983	Byrnes et al.	57/210
D271,060	S *	10/1983	Sami	D32/40
4,691,387	A *	9/1987	Lopez	2/161.3
5,515,547	A *	5/1996	Middleton	2/158
5,697,104	A *	12/1997	Welton	2/159
6,000,059	A *	12/1999	Abts	2/161.6

6,000,060	A *	12/1999	Borucki-Mastej	2/167
6,185,747	B1 *	2/2001	Hughes	2/161.6
6,523,181	B2 *	2/2003	Medves	2/161.6
D475,505	S *	6/2003	Kummings et al.	D2/621
6,658,668	B2 *	12/2003	Newcomb	2/160
6,832,391	B1 *	12/2004	Bower	2/159
6,957,448	B2 *	10/2005	Grilliot et al.	2/161.6
D515,781	S *	2/2006	McCullough	D2/619
D526,180	S *	8/2006	Holden	D8/90
D536,509	S *	2/2007	Lietz	D2/617
7,237,273	B2 *	7/2007	Hernandez	2/161.6
D587,409	S *	2/2009	Raymond	D29/117.2
D591,481	S *	5/2009	Raymond	D2/617
D593,720	S *	6/2009	Nourian	D32/40
D632,457	S *	2/2011	Schary et al.	D2/621
D648,918	S *	11/2011	Gledhill	D2/617
8,192,296	B2 *	6/2012	Pinkart	473/205
2005/0010990	A1 *	1/2005	Jang	2/161.6
2008/0022436	A1 *	1/2008	Hull	2/161.6
2009/0089915	A1 *	4/2009	Franke	2/161.8
2010/0071114	A1 *	3/2010	Jaeger	2/161.6
2010/0192278	A1 *	8/2010	Powell	2/160

* cited by examiner

Primary Examiner — Elizabeth Albert

(74) *Attorney, Agent, or Firm* — Gulf Coast Intellectual Property Group


(57) **CLAIM**

The ornamental design for an eraser glove, as shown and described.

DESCRIPTION

FIG. 1 is a perspective view of the present invention, and FIG. 2 is a top view of the present invention, and FIG. 3 is a bottom view of the present invention; and FIG. 4 is a right side view of the present invention; and, FIG. 5 is a left side view of the present invention. Wherein the broken lines showing a person and a board in FIG. 1 are included for the purpose of showing environmental features that form no part of the claimed design.

1 Claim, 3 Drawing Sheets



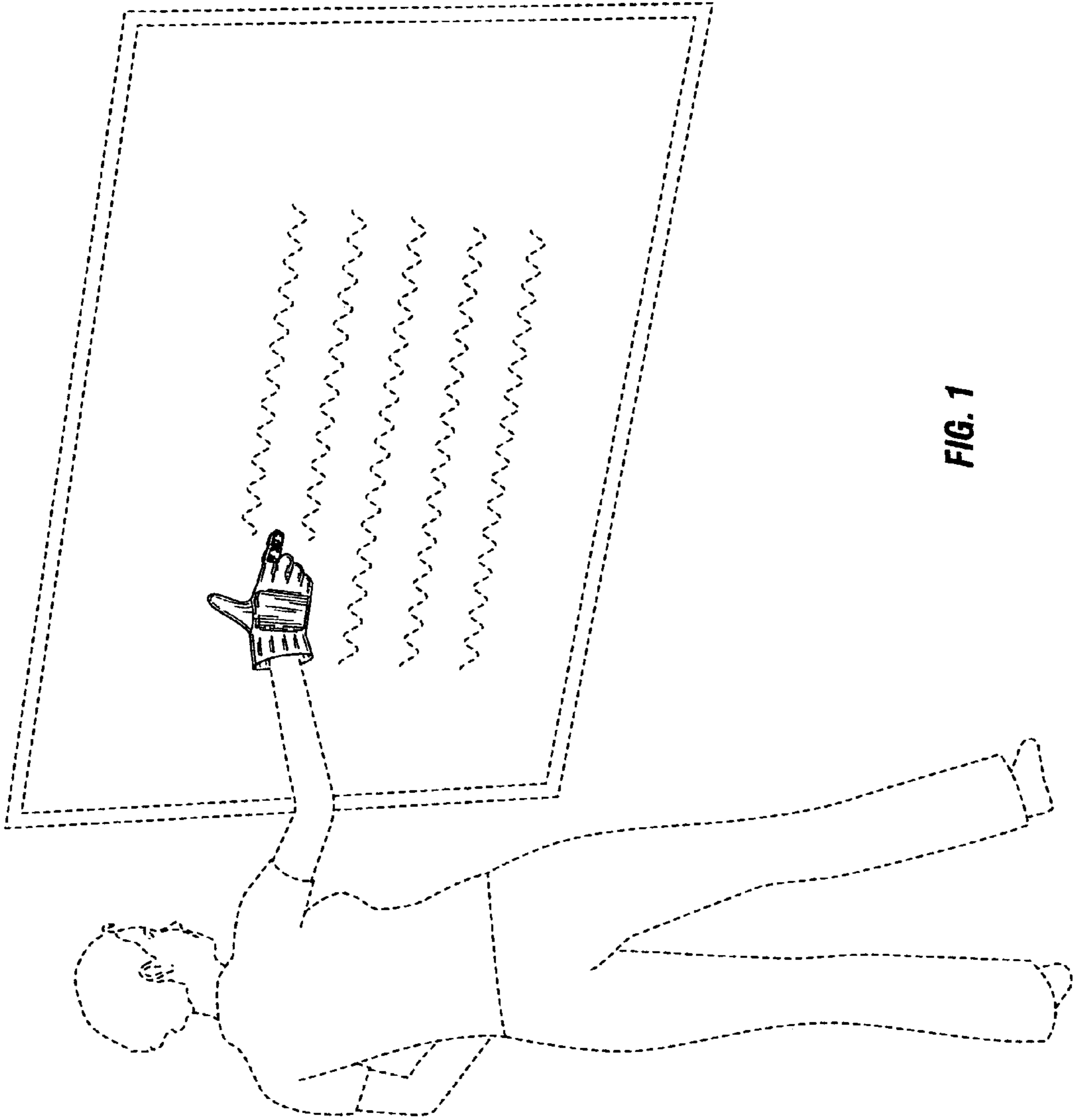


FIG. 1




FIG. 3




FIG. 2




FIG. 5

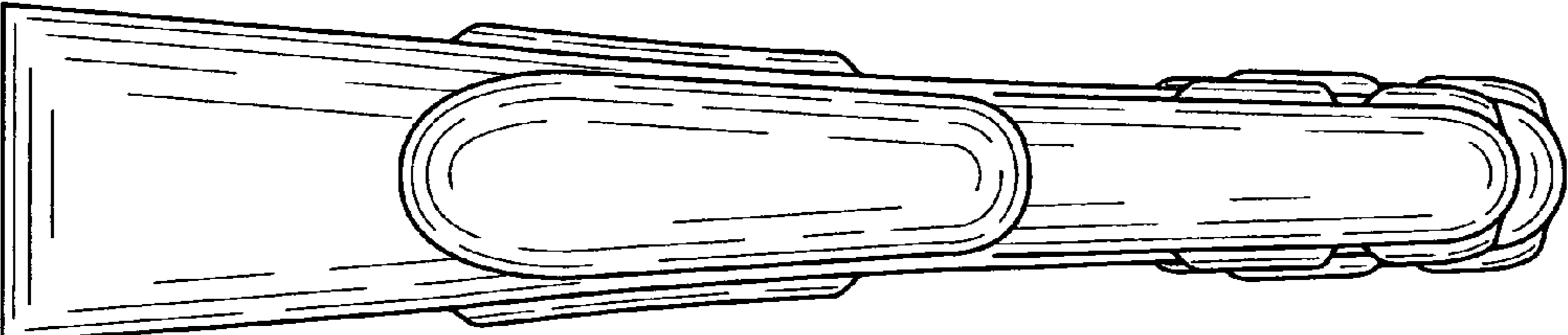


FIG. 4