



US00D697133S

(12) **United States Design Patent**  
**Lovern et al.**

(10) **Patent No.:** **US D697,133 S**  
(45) **Date of Patent:** **\*\* \*Jan. 7, 2014**

(54) **UNIFORM SCRAPBOOK**

D629,460 S \* 12/2010 Lovern et al. .... D19/26  
D656,190 S \* 3/2012 Gordon ..... D19/28  
D656,191 S \* 3/2012 Gordon ..... D19/28

(76) Inventors: **Heather T. Lovern**, Lilburn, GA (US);  
**Charles B. Lovern**, Lilburn, GA (US)

\* cited by examiner

(\* ) Notice: This patent is subject to a terminal disclaimer.

*Primary Examiner* — T. Chase Nelson  
*Assistant Examiner* — Kathleen M Sims  
(74) *Attorney, Agent, or Firm* — Lynda Kouroupis

(\*\*) Term: **14 Years**

(57) **CLAIM**

(21) Appl. No.: **29/423,624**

The ornamental design for a uniform scrapbook, as shown and described.

(22) Filed: **Jun. 3, 2012**

**DESCRIPTION**

(51) **LOC (10) Cl.** ..... **19-04**

(52) **U.S. Cl.**  
USPC ..... **D19/28**

(58) **Field of Classification Search**  
USPC ..... D19/26–28; D2/739, 741, 840–842,  
D2/844–845, 847, 849; 281/15.1, 19.1,  
281/21.1, 22, 29, 38, 51; 402/3–4, 19,  
402/34–43, 73–75; 2/106, 115–116  
See application file for complete search history.

FIG. 1 is a perspective view of our ornamental design for a uniform scrapbook.

FIG. 2 is a top plan view of the uniform scrapbook of FIG. 1.  
FIG. 3 is a bottom plan view of the uniform scrapbook of FIG. 1.

FIG. 4 is a left side elevation view of the uniform scrapbook of FIG. 1.

FIG. 5 is a right side elevation view of the uniform scrapbook of FIG. 1.

FIG. 6 is a rear elevation view of the uniform scrapbook of FIG. 1.

FIG. 7 is a front elevation view of the uniform scrapbook of FIG. 1; and,

FIG. 8 shows a perspective view of the uniform scrapbook of FIG. 1 in an open condition.

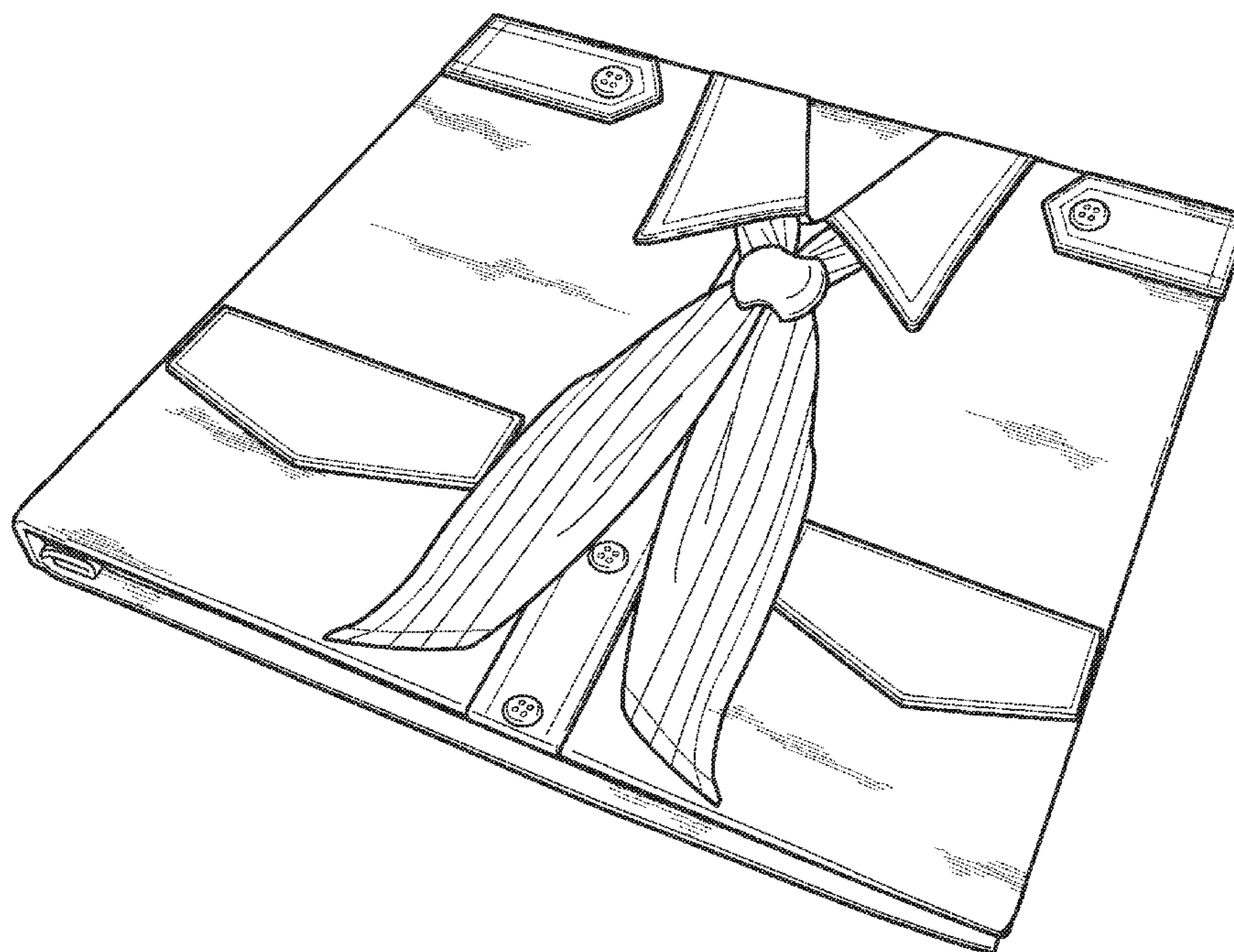
The broken line showing of external topstitching in FIGS. 1 and 2 is included for the purpose of showing conventional stitching of the uniform scrapbook and forms no part of the claimed design. The broken line showing of internal elements shown in the figures is for illustrative purposes only and forms no part of the claimed design.

(56) **References Cited**

**U.S. PATENT DOCUMENTS**

2,240,902	A	*	5/1941	Fishman	.....	2/115
2,272,796	A	*	2/1942	Doumaux	.....	2/115
D135,715	S	*	5/1943	King	.....	D2/739
D166,092	S	*	3/1952	McDonald	.....	D2/849
D227,619	S	*	7/1973	Osher	.....	D19/27
D339,821	S	*	9/1993	Ohnishi	.....	D19/26
D390,339	S	*	2/1998	Dipietro	.....	D2/840
D393,656	S	*	4/1998	Bear et al.	.....	D19/26
D530,367	S	*	10/2006	Payne et al.	.....	D19/28
D596,952	S	*	7/2009	Kim	.....	D9/721

**1 Claim, 6 Drawing Sheets**



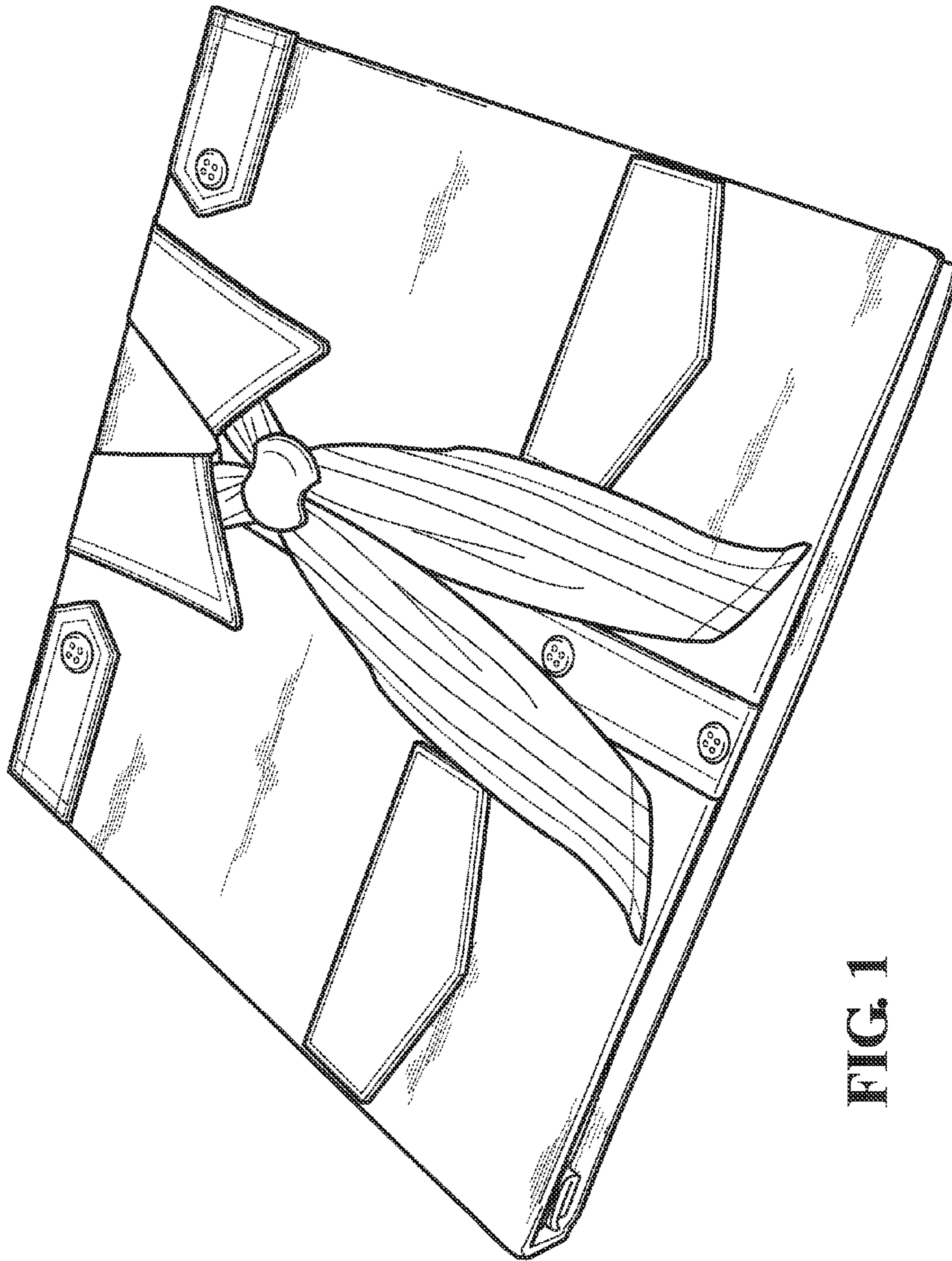


FIG. 1

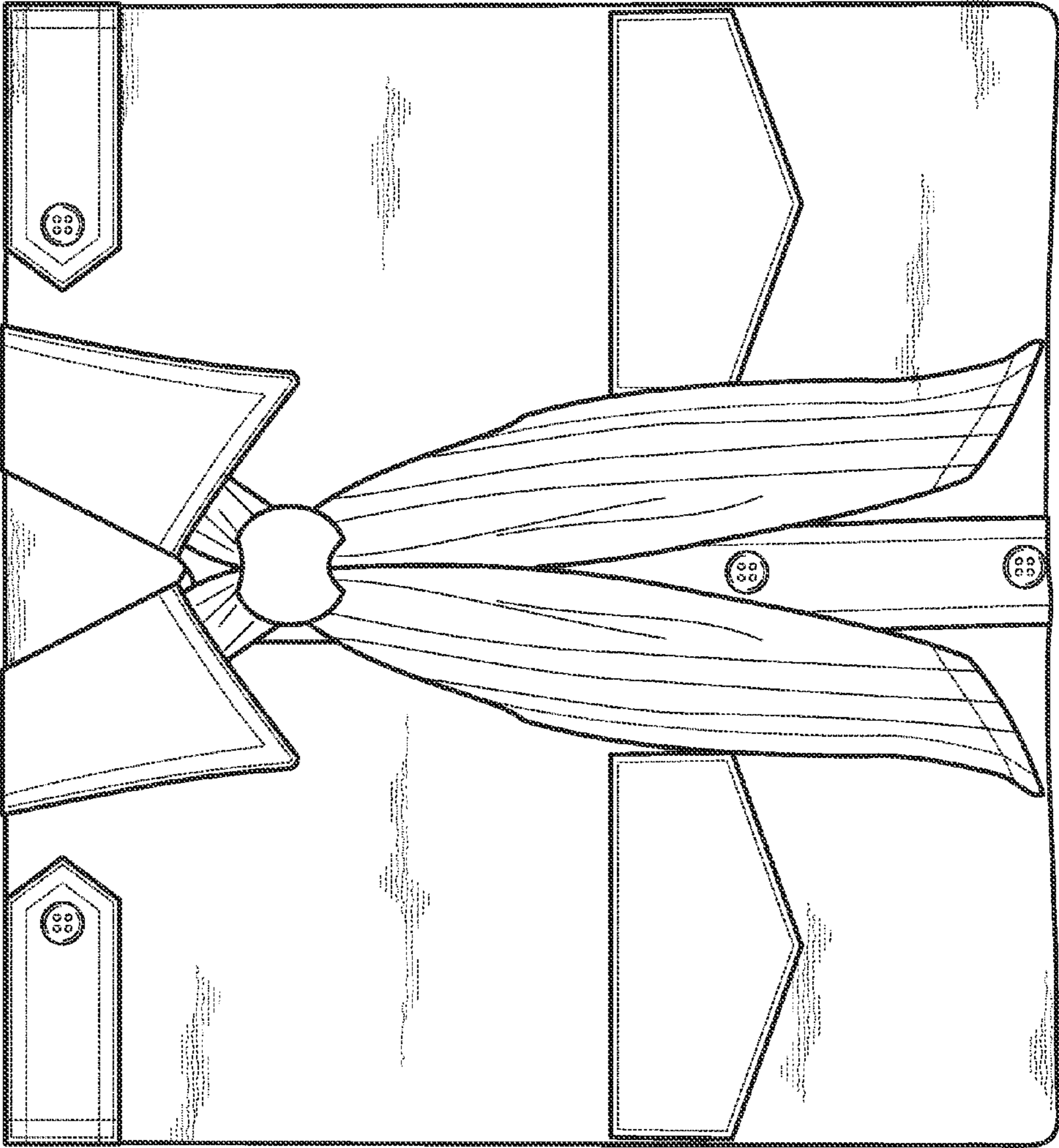


FIG. 2




FIG. 3



FIG. 5

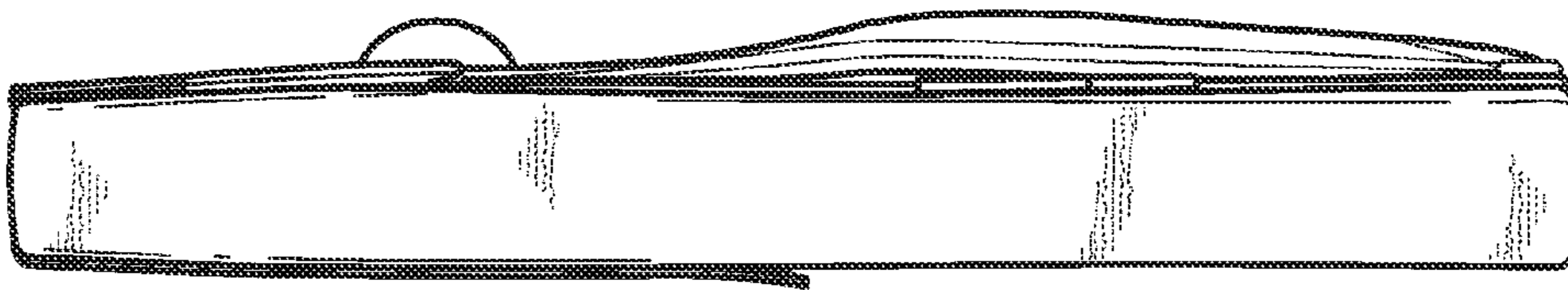


FIG. 4

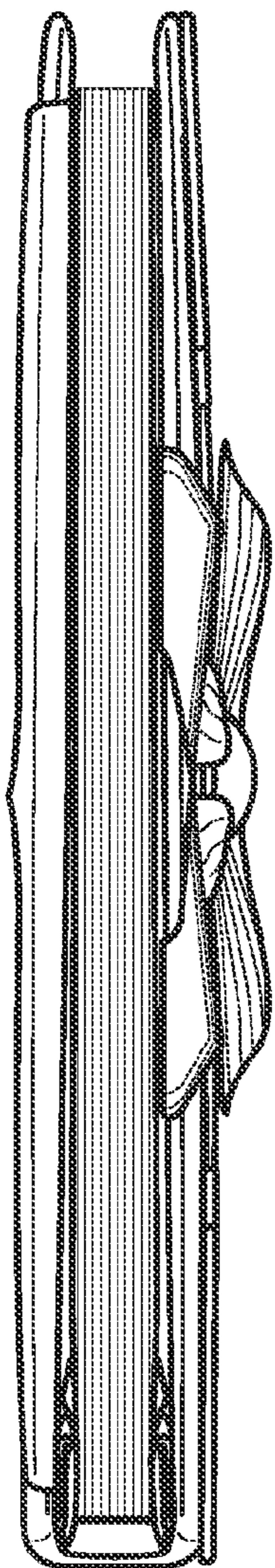


FIG. 6

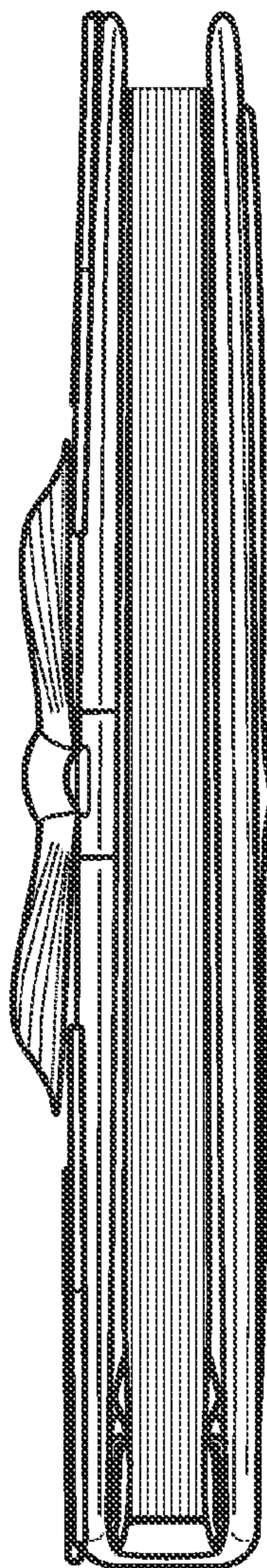


FIG. 7

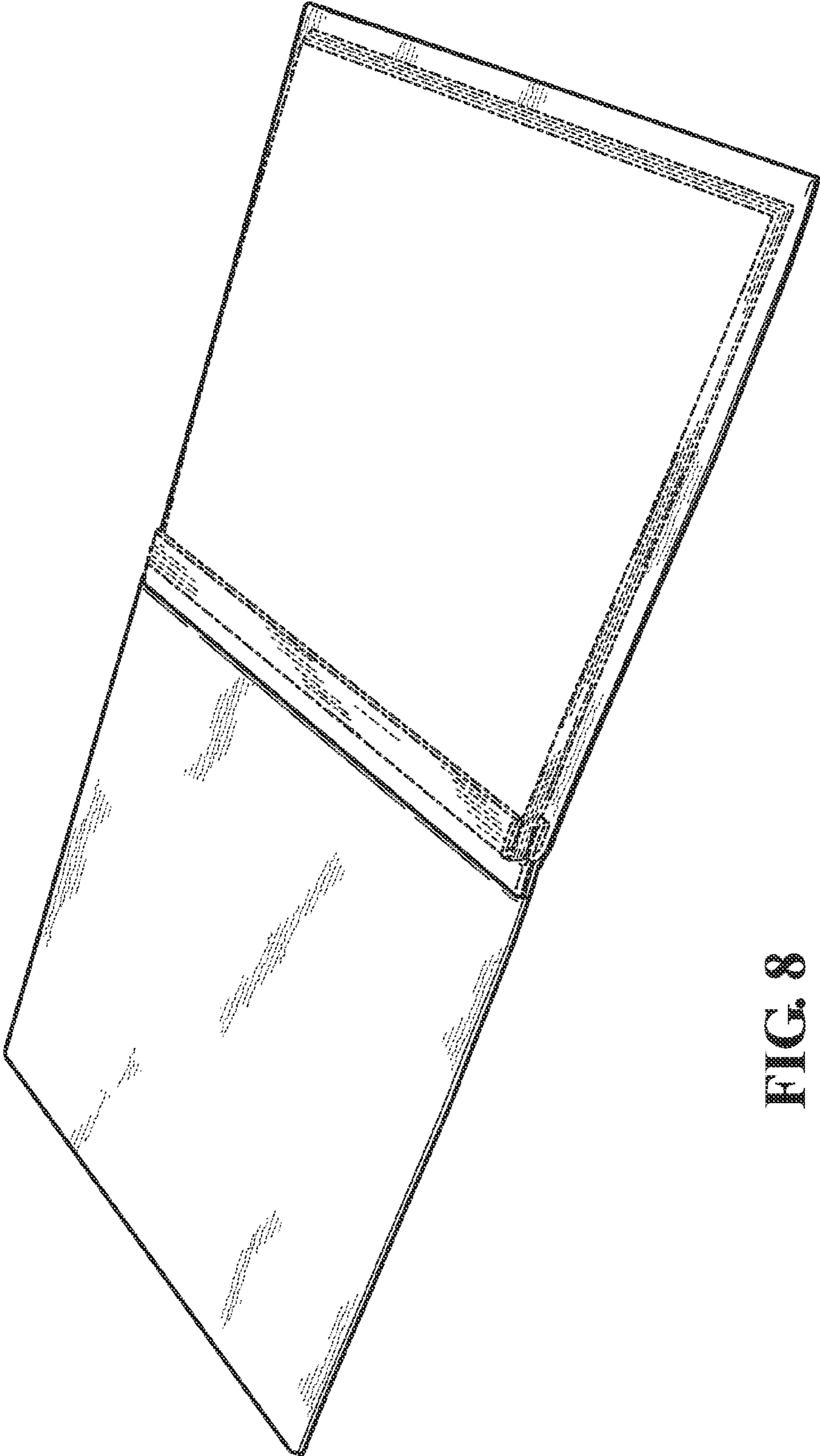


FIG. 8