



US00D697111S

(12) **United States Design Patent**
Huschka

(10) **Patent No.:** **US D697,111 S**
(45) **Date of Patent:** **** Jan. 7, 2014**

(54) **V-SHAPED EYEGLASS LENS WITH SEMI-SHAPE APERTURE**

(71) Applicant: **Esotika Enterprises LLC**, Paramount, CA (US)

(72) Inventor: **Todd Huschka**, Madison, WI (US)

(73) Assignee: **KM Fashion Eyewear, LLC**, Paramount, CA (US)

(**) Term: **14 Years**

(21) Appl. No.: **29/450,241**

(22) Filed: **Mar. 15, 2013**

(51) **LOC (10) Cl.** **16-06**

(52) **U.S. Cl.**
USPC **D16/101**; D16/315; D16/306

(58) **Field of Classification Search**
USPC D16/101, 300-342, 900; D29/109-110;
351/41, 44, 51-52, 62, 158, 92,
351/103-123, 140-153, 45-46; 2/426-432,
2/447-449, 441, 434-437, 13, 15;
D21/483, 659-661; D14/372
See application file for complete search history.

(56) **References Cited**

U.S. PATENT DOCUMENTS

D74,365 S *	2/1928	Giglio	D16/326
D408,432 S *	4/1999	Jumara	D16/315
D622,748 S	8/2010	Huschka		
D655,732 S	3/2012	Huschka		
D655,733 S	3/2012	Huschka		

D655,734 S	3/2012	Huschka
D666,647 S	9/2012	Huschka
D666,648 S	9/2012	Huschka
D666,649 S	9/2012	Huschka
D666,650 S	9/2012	Huschka
D666,651 S	9/2012	Huschka
D666,652 S	9/2012	Huschka

* cited by examiner

Primary Examiner — Raphael Barkai

(74) *Attorney, Agent, or Firm* — Lance M. Pritikin

(57) **CLAIM**

The ornamental design for a V-shaped eyeglass lens with semi-shape aperture, as shown and described.

DESCRIPTION

FIG. 1 is a front environmental view of the V-shaped eyeglass lens with semi-shape aperture, depicting a semi-diamond aperture;

FIG. 2 is a front perspective view of the V-shaped eyeglass lens with semi-shape aperture, depicting the semi-diamond aperture;

FIG. 3 is a front view thereof;

FIG. 4 is a rear view thereof;

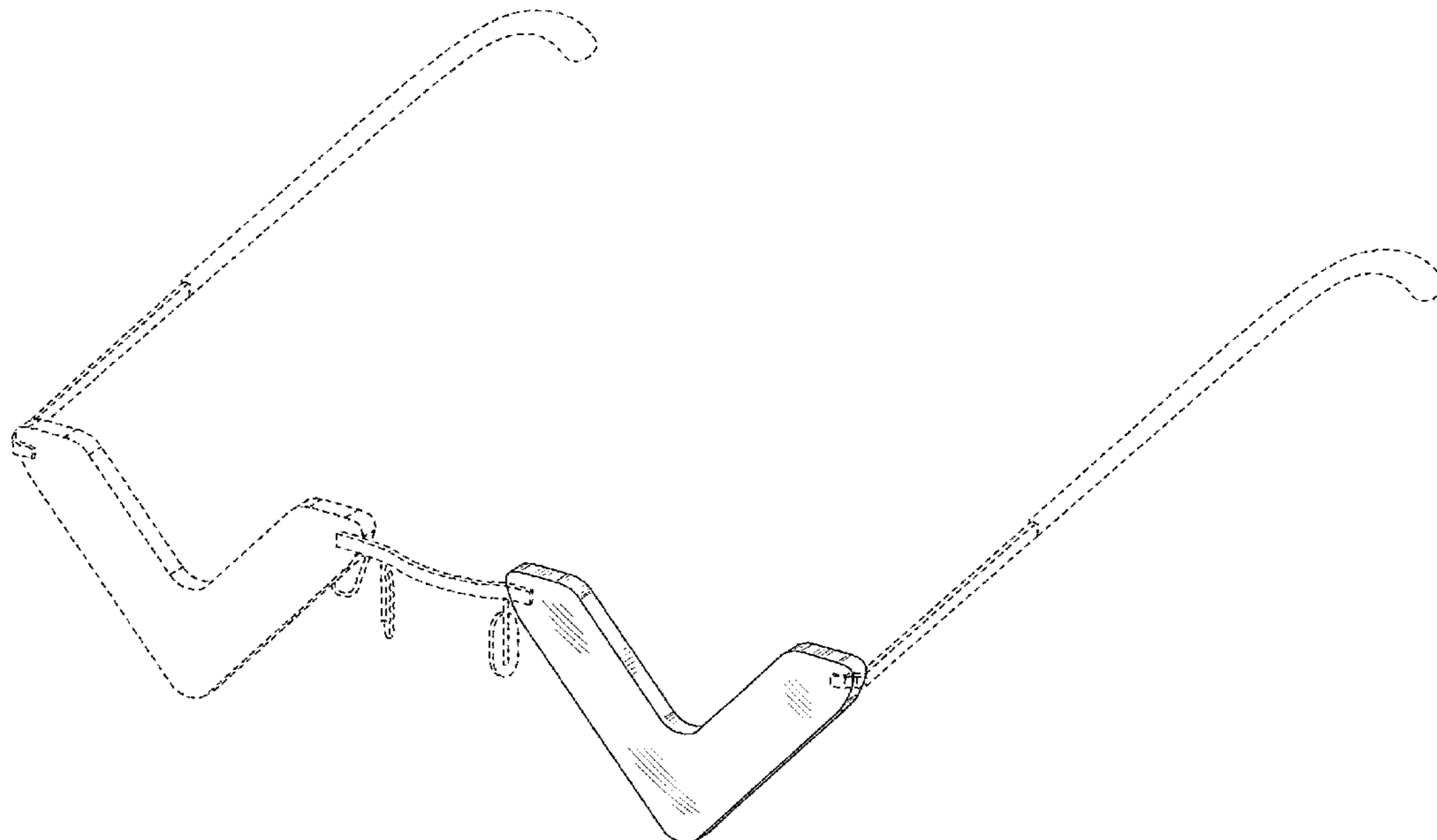
FIG. 5 is a right side view thereof with a left side being a mirror image;

FIG. 6 is a top view thereof; and,

FIG. 7 is a bottom view thereof.

The broken lines are included for illustrative purposes only and form no part of the claimed design.

1 Claim, 3 Drawing Sheets



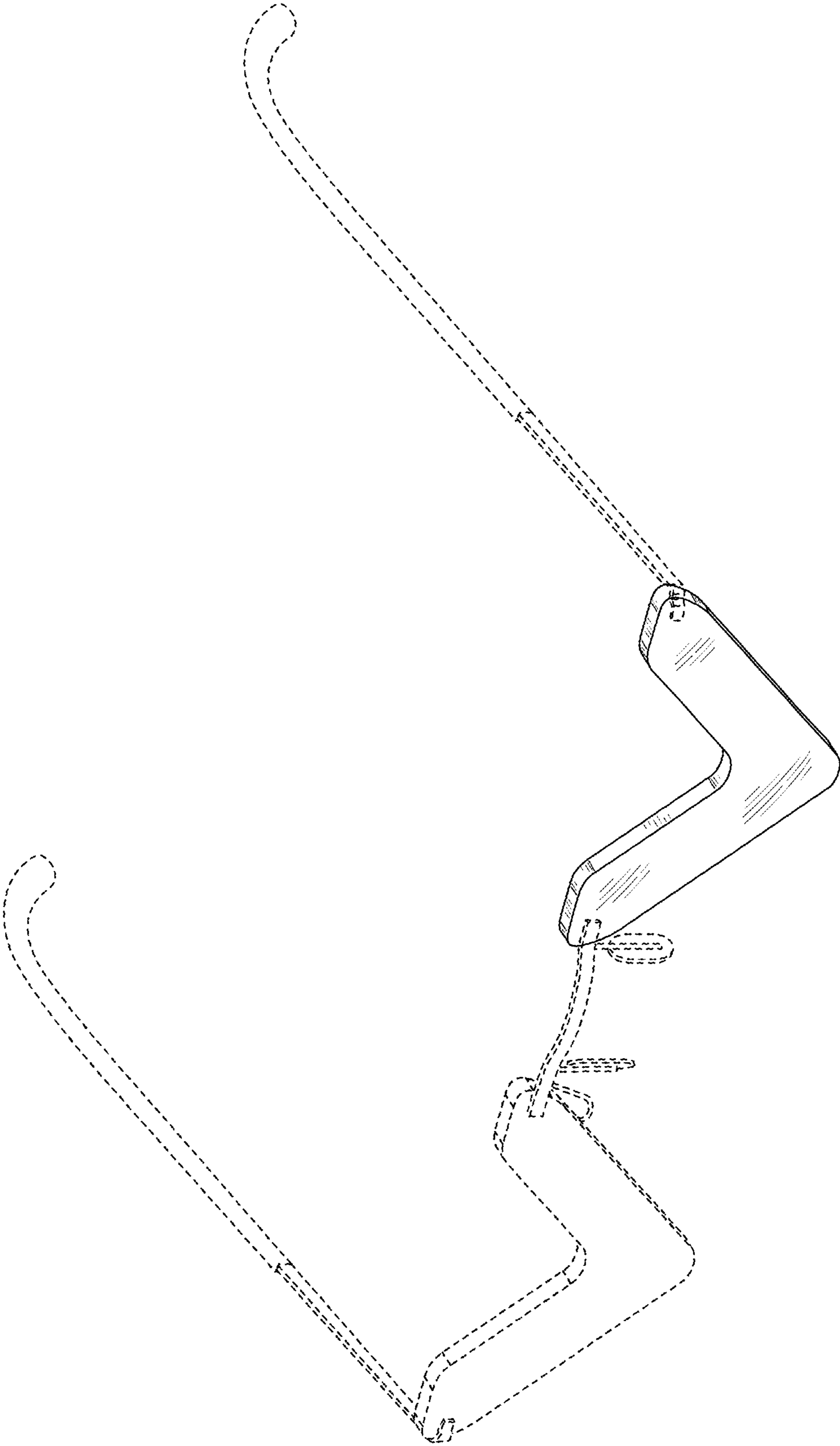


FIG. 1

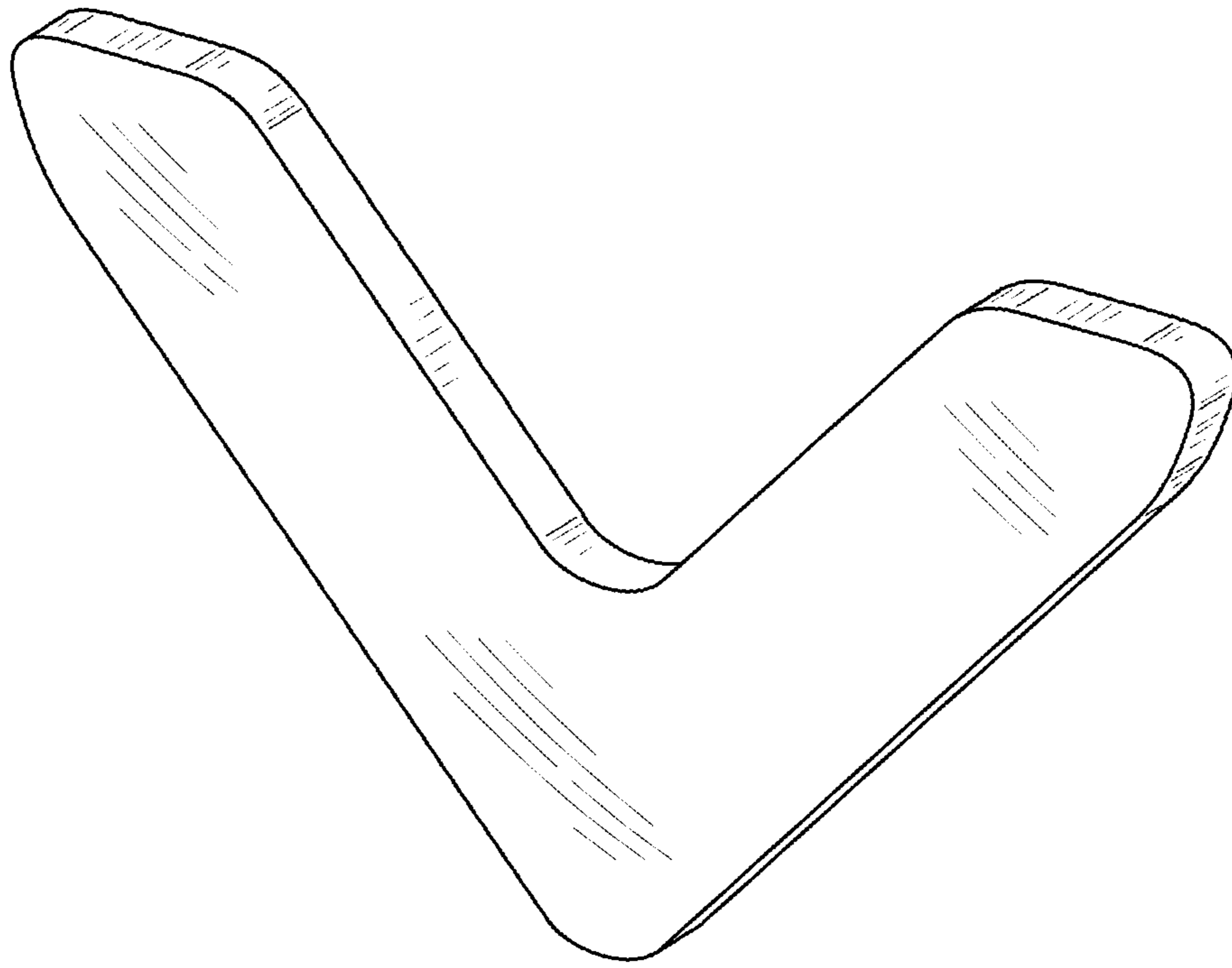


FIG. 2

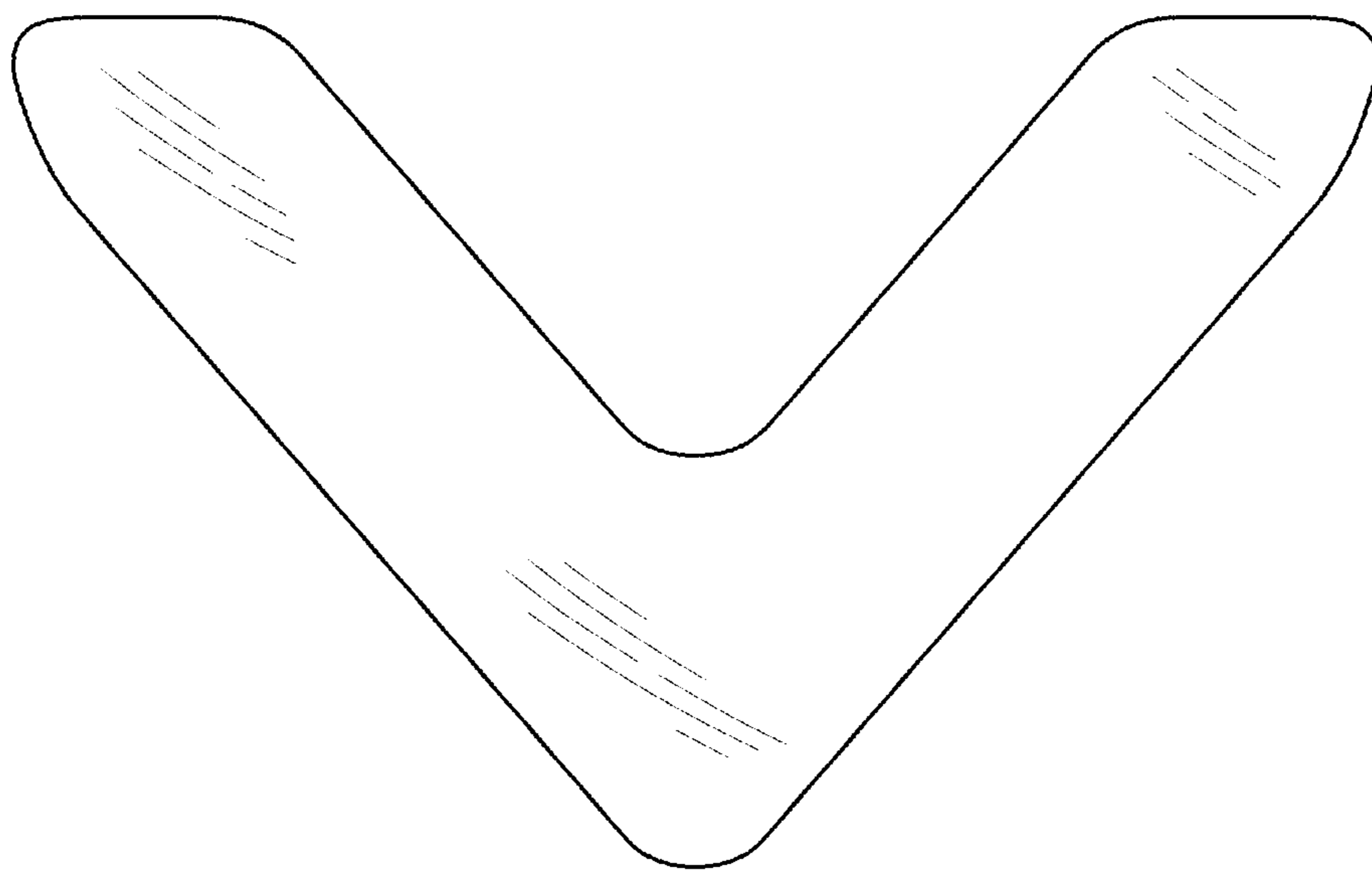


FIG. 3

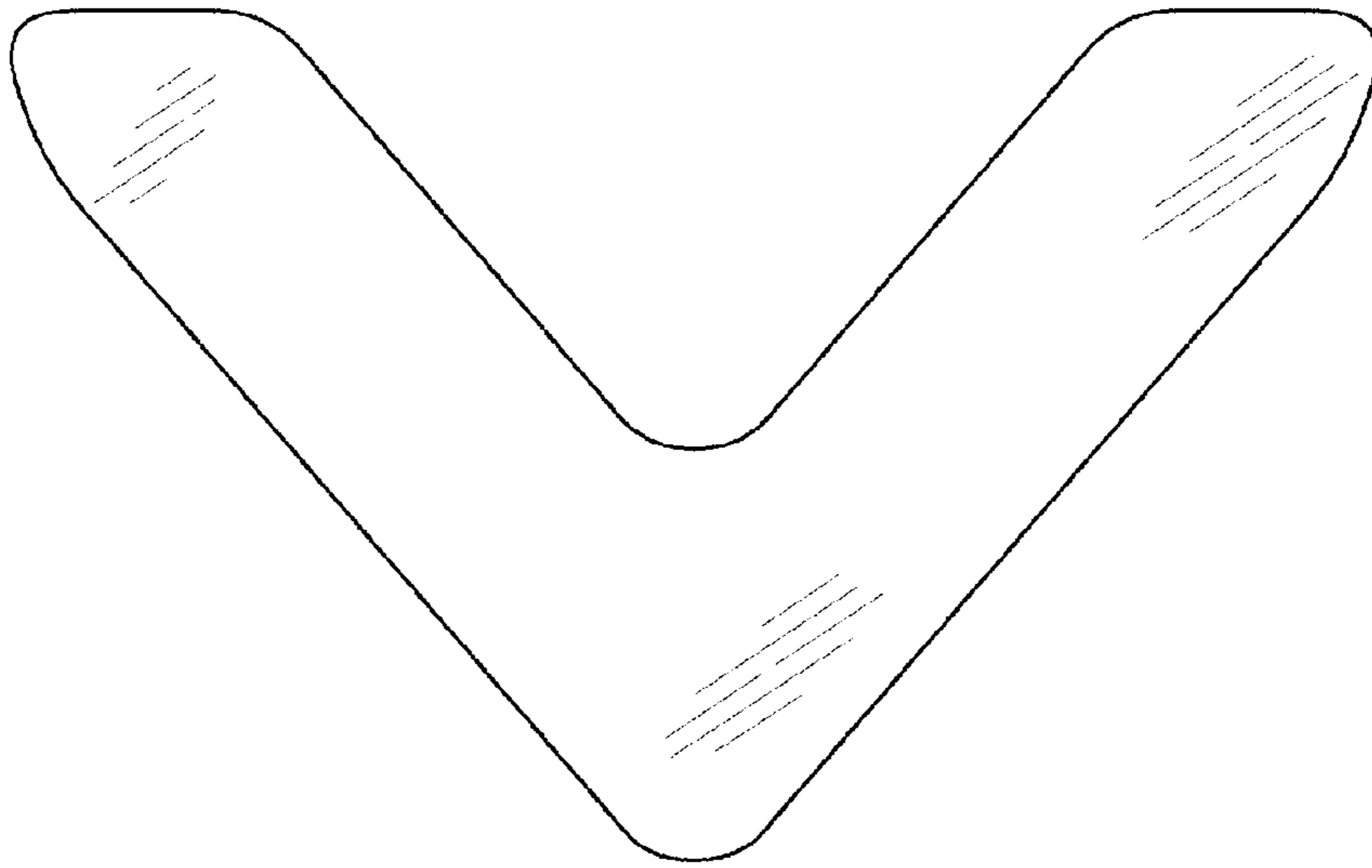


FIG. 4

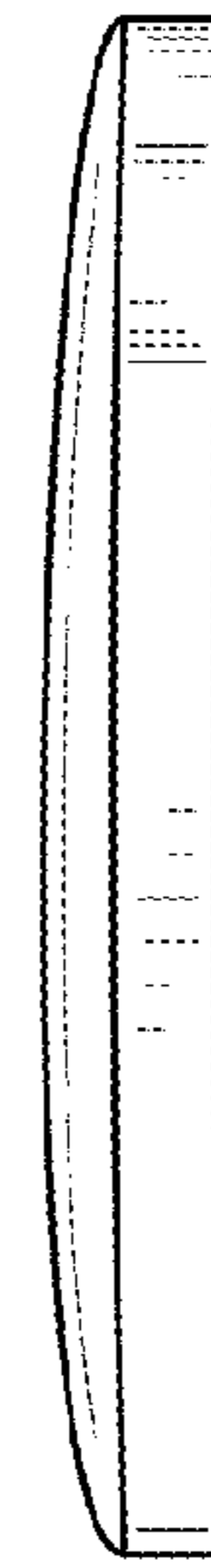


FIG. 5




FIG. 6



FIG. 7