



US00D697110S

(12) **United States Design Patent**
Huschka

(10) **Patent No.:** **US D697,110 S**
(45) **Date of Patent:** **** Jan. 7, 2014**

(54) **HORIZONTAL SEMI-OCTAGONAL EYEGLASS LENS WITH SEMI-SHAPE APERTURE**

D655,733 S 3/2012 Huschka
D655,734 S 3/2012 Huschka
D666,647 S 9/2012 Huschka
D666,648 S 9/2012 Huschka
D666,649 S 9/2012 Huschka
D666,650 S 9/2012 Huschka
D666,651 S 9/2012 Huschka
D666,652 S 9/2012 Huschka

(71) Applicant: **Esotika Enterprises LLC**, Paramount, CA (US)

(72) Inventor: **Todd Huschka**, Madison, WI (US)

* cited by examiner

(73) Assignee: **KM Fashion Eyewear, LLC**, Paramount, CA (US)

Primary Examiner — Raphael Barkai

(74) *Attorney, Agent, or Firm* — Lance M. Pritikin

(**) Term: **14 Years**

(21) Appl. No.: **29/450,234**

(22) Filed: **Mar. 15, 2013**

(51) **LOC (10) Cl.** **16-06**

(52) **U.S. Cl.**

USPC **D16/101**; D16/315; D16/306

(58) **Field of Classification Search**

USPC D16/101, 300–342, 900; D29/109–110;
351/41, 44, 51–52, 62, 158, 92,
351/103–123, 140–153, 45–46; 2/426–432,
2/447–449, 441, 434–437, 13, 15;
D21/483, 659–661; D14/372

See application file for complete search history.

(56) **References Cited**

U.S. PATENT DOCUMENTS

D74,365 S * 2/1928 Giglio D16/326
D408,432 S * 4/1999 Jumara D16/315
D622,748 S 8/2010 Huschka
D655,732 S 3/2012 Huschka

(57) **CLAIM**

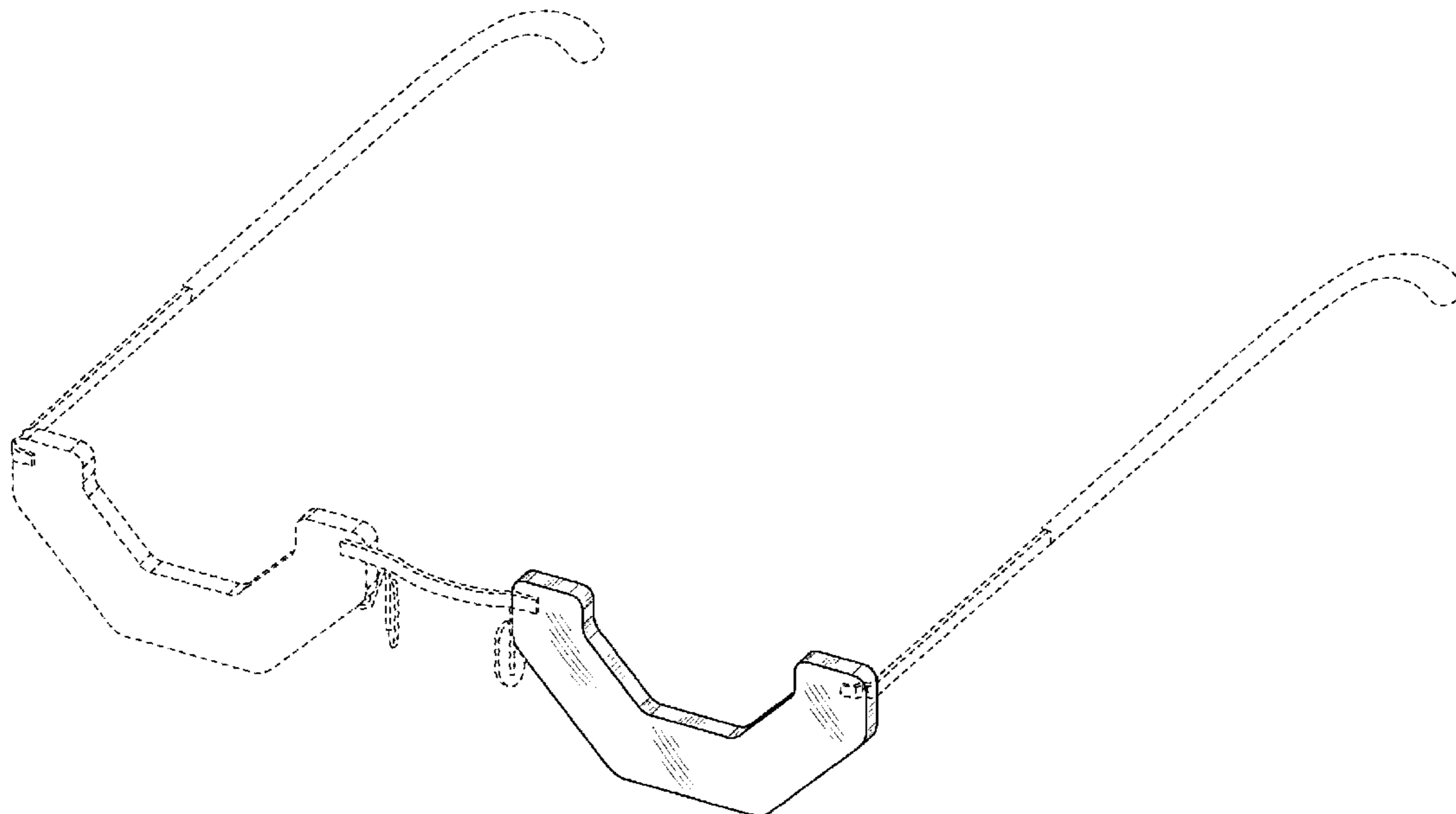
The ornamental design for a horizontal semi-octagonal eyeglass lens with semi-shape aperture, as shown and described.

DESCRIPTION

FIG. 1 is a front environmental view of the horizontal semi-octagonal eyeglass lens with semi-shape aperture, depicting a horizontal semi-octagonal aperture;
FIG. 2 is a front perspective view of the horizontal semi-octagonal eyeglass lens with semi-shape aperture, depicting the horizontal semi-octagonal aperture;
FIG. 3 is a front view thereof;
FIG. 4 is a rear view thereof;
FIG. 5 is a right side view thereof with a left side being a mirror image;
FIG. 6 is a top view thereof; and,
FIG. 7 is a bottom view thereof.

The broken lines are included for illustrative purposes only and form no part of the claimed design.

1 Claim, 3 Drawing Sheets



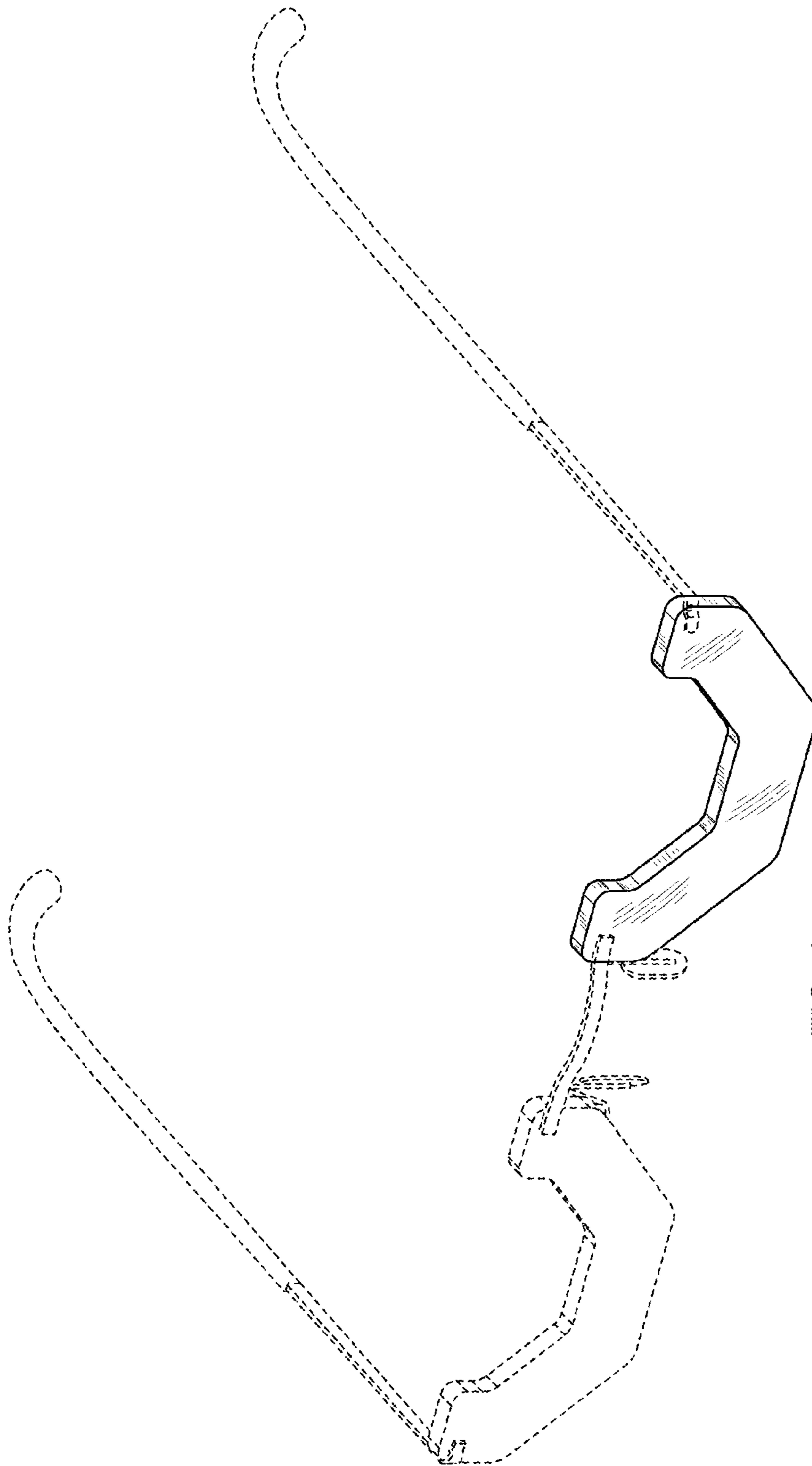


FIG. 1

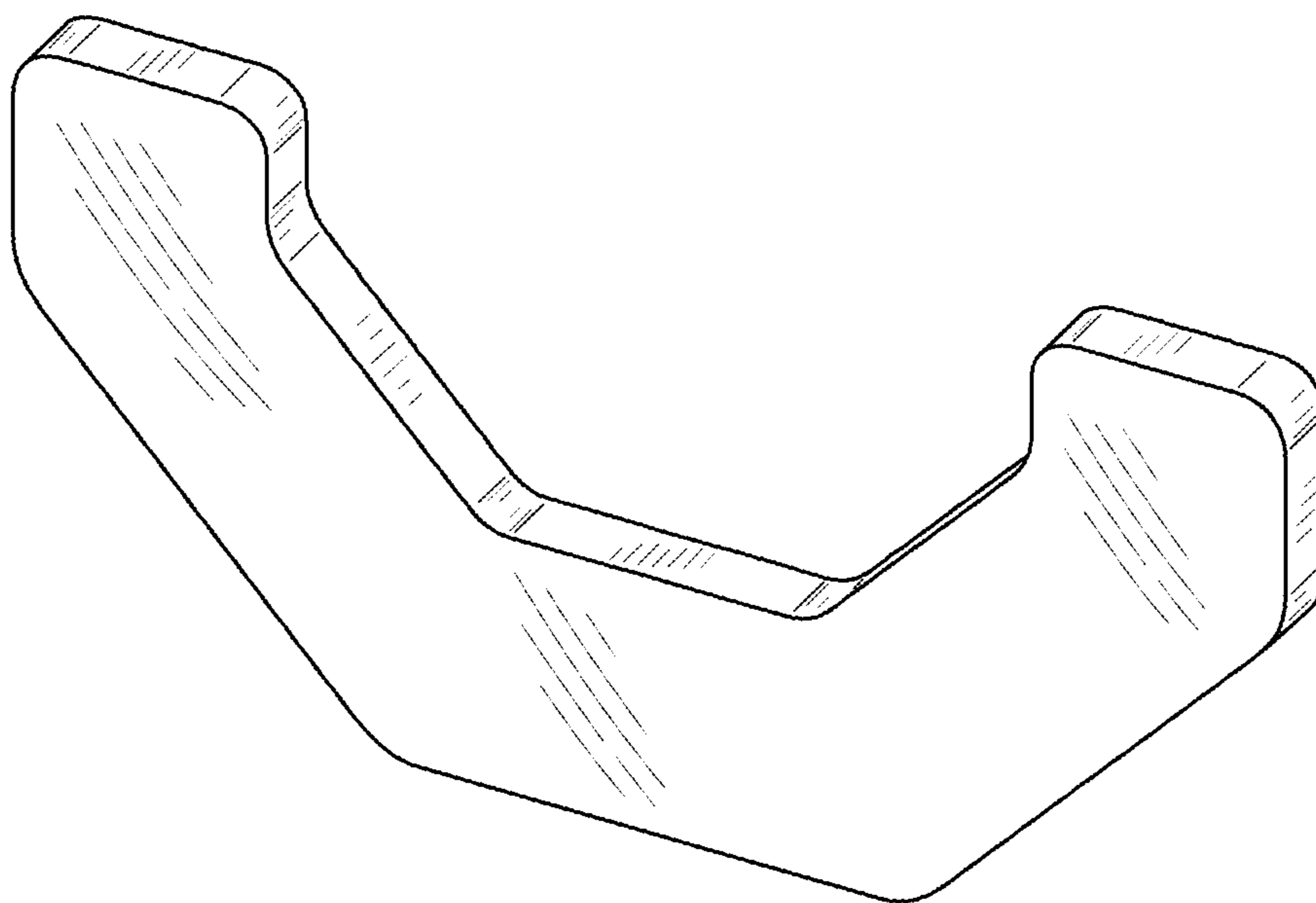


FIG. 2

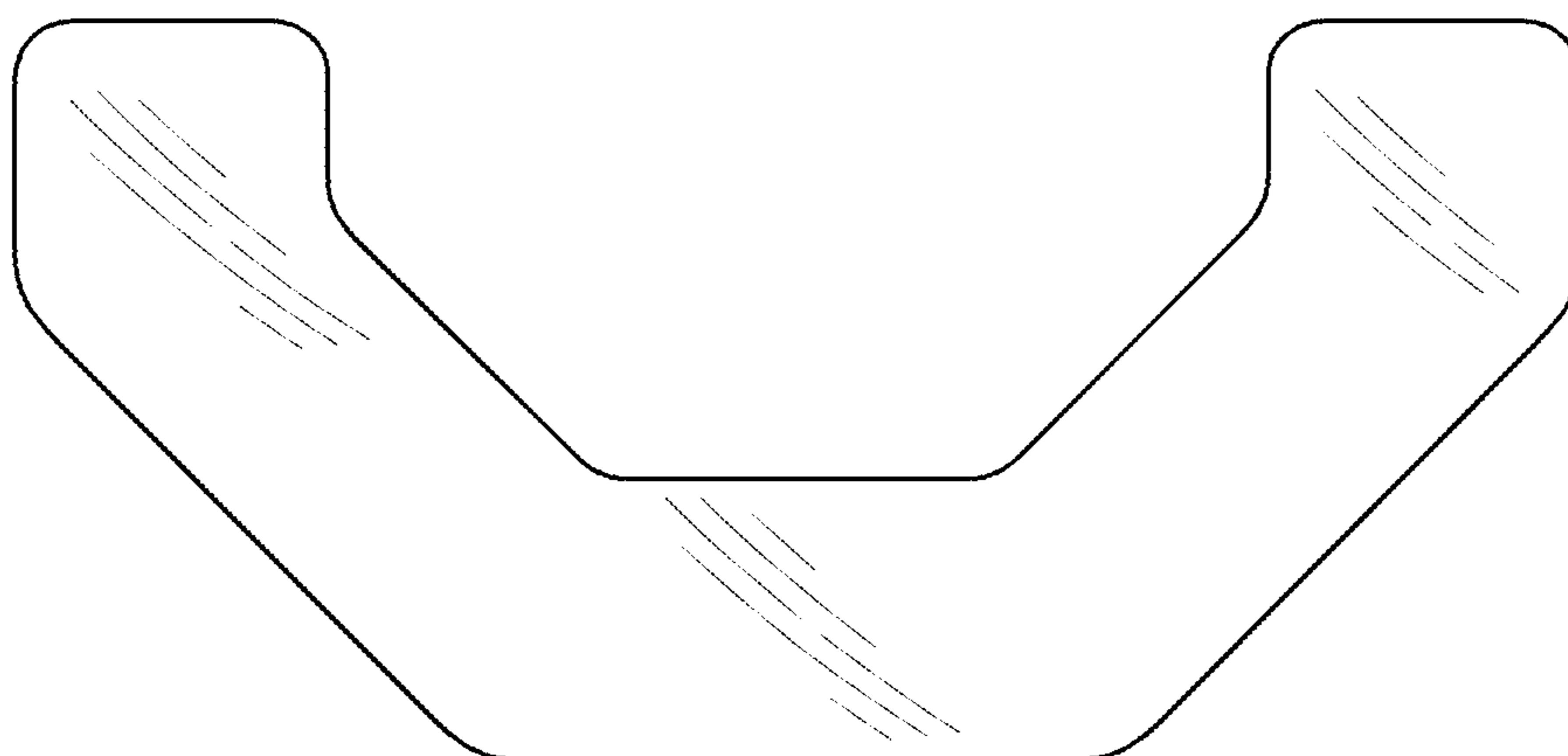


FIG. 3

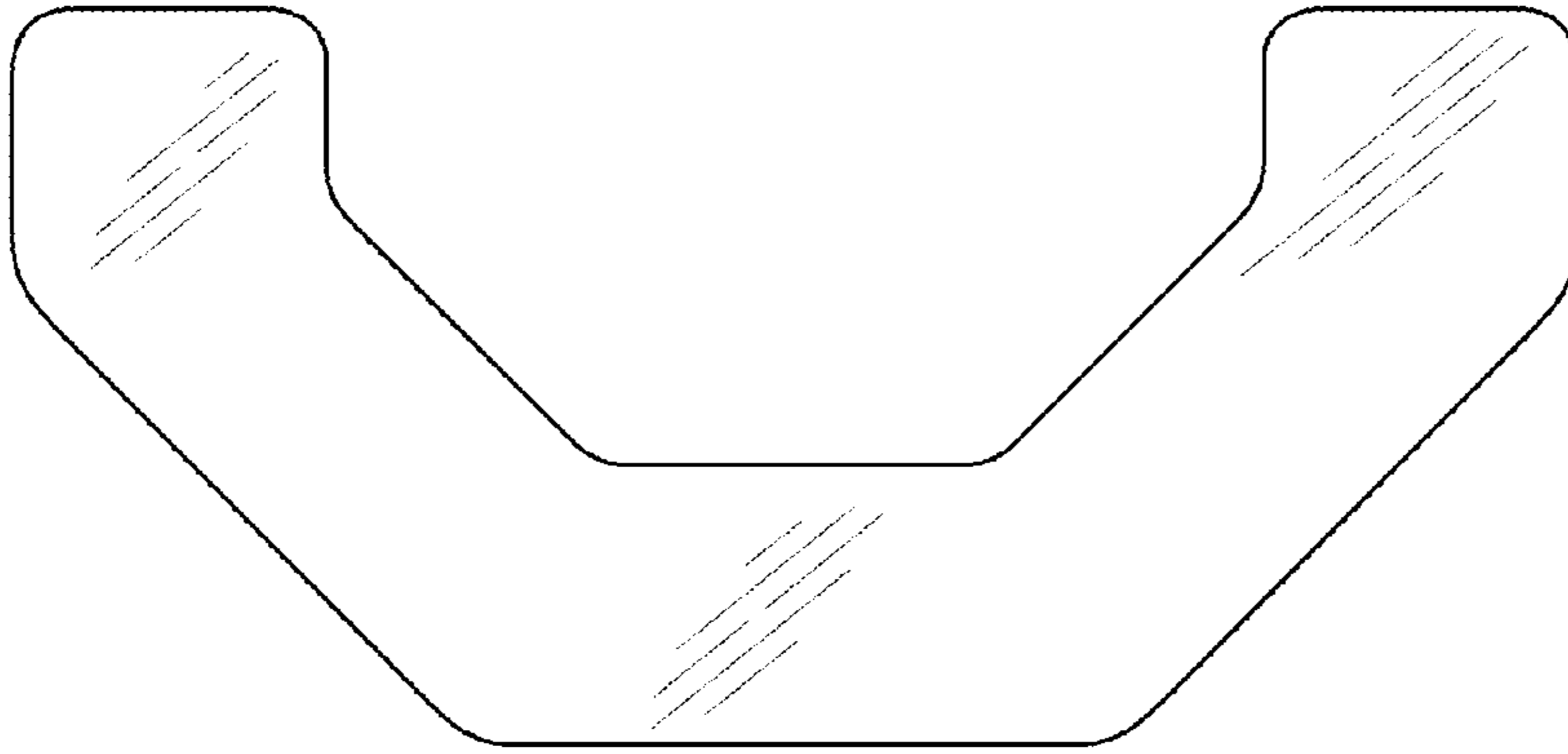


FIG. 4

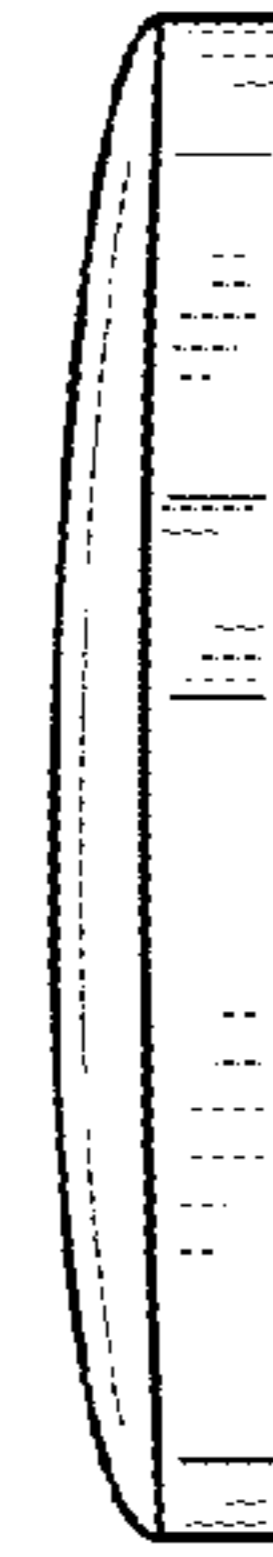


FIG. 5

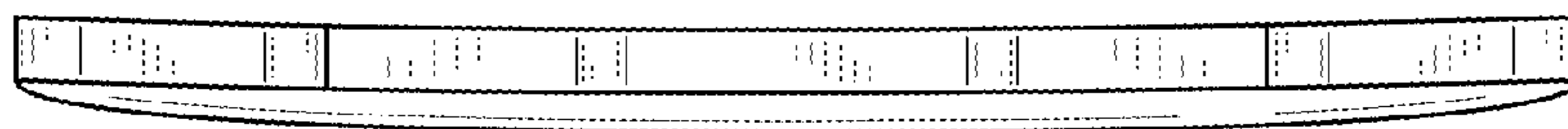


FIG. 6

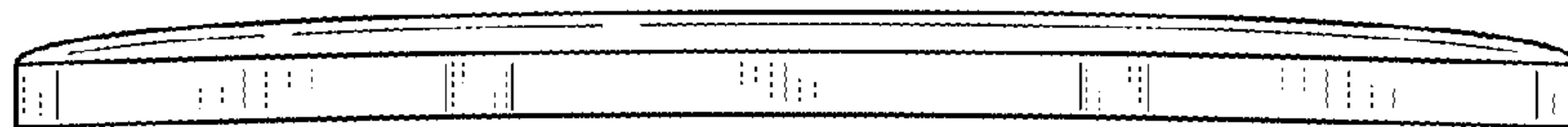


FIG. 7