

US00D697096S

(12) **United States Design Patent**
Euna et al.

(10) **Patent No.:** **US D697,096 S**
(45) **Date of Patent:** **** Jan. 7, 2014**

(54) **REFRIGERATOR**

(71) Applicant: **Samsung Electronics Co., Ltd.**,
Gyeonggi-do (KR)
(72) Inventors: **O Euna**, Seoul (KR); **Jung Saehoon**,
Seoul (KR); **Park Bowen**, Kyunggi-do
(KR)
(73) Assignee: **Samsung Electronics Co., Ltd.**,
Suwon-Si (KR)

(**) Term: **14 Years**

(21) Appl. No.: **29/440,454**

(22) Filed: **Dec. 21, 2012**

(51) **LOC (10) Cl.** **15-07**

(52) **U.S. Cl.**
USPC **D15/91**

(58) **Field of Classification Search**
USPC D15/79-89, 91; 62/3.1, 3.6, 3.63, 3.64,
62/389-400, 440, 441, 467, 531, 265;
312/236, 352, 400-408
See application file for complete search history.

(56) **References Cited**

U.S. PATENT DOCUMENTS

D446,656 S *	8/2001	Enderby	D5/37
D536,712 S *	2/2007	Kim	D15/85
D551,264 S *	9/2007	Reed et al.	D15/91
D553,652 S *	10/2007	Park et al.	D15/86
D569,398 S *	5/2008	Seo et al.	D15/87

D573,614 S *	7/2008	Reed et al.	D15/91
D578,559 S *	10/2008	Lee et al.	D15/85
D579,031 S *	10/2008	Lee et al.	D15/85
D587,729 S *	3/2009	Choi et al.	D15/85
D593,583 S *	6/2009	Choi et al.	D15/83
D595,315 S *	6/2009	Lee et al.	D15/85
D601,595 S *	10/2009	Yoon et al.	D15/85
D601,596 S *	10/2009	Yoon et al.	D15/85
D615,999 S *	5/2010	Yamaguchi et al.	D15/85
D629,022 S *	12/2010	Cho et al.	D15/85
D656,967 S *	4/2012	Yi et al.	D15/86
D665,828 S *	8/2012	Hong et al.	D15/91
D671,571 S *	11/2012	Shim et al.	D15/85
D673,191 S *	12/2012	Jidam et al.	D15/91
D674,413 S *	1/2013	Euna et al.	D15/85
D681,074 S *	4/2013	Shim et al.	D15/85
D681,075 S *	4/2013	Yi et al.	D15/86

* cited by examiner

Primary Examiner — Mitchell Siegel

(74) *Attorney, Agent, or Firm* — Ladas & Parry LLP

(57) **CLAIM**

We claim the ornamental design for a refrigerator, as shown.

DESCRIPTION

FIG. 1 is a front/right-side/top perspective view of a refrigerator showing our new design;
FIG. 2 is a front-side elevational view thereof;
FIG. 3 is a rear-side elevational view thereof;
FIG. 4 is a left-side elevational view thereof;
FIG. 5 is a right-side elevational view thereof;
FIG. 6 is a top-side elevational view thereof; and,
FIG. 7 is a bottom-side elevational view thereof.

1 Claim, 7 Drawing Sheets

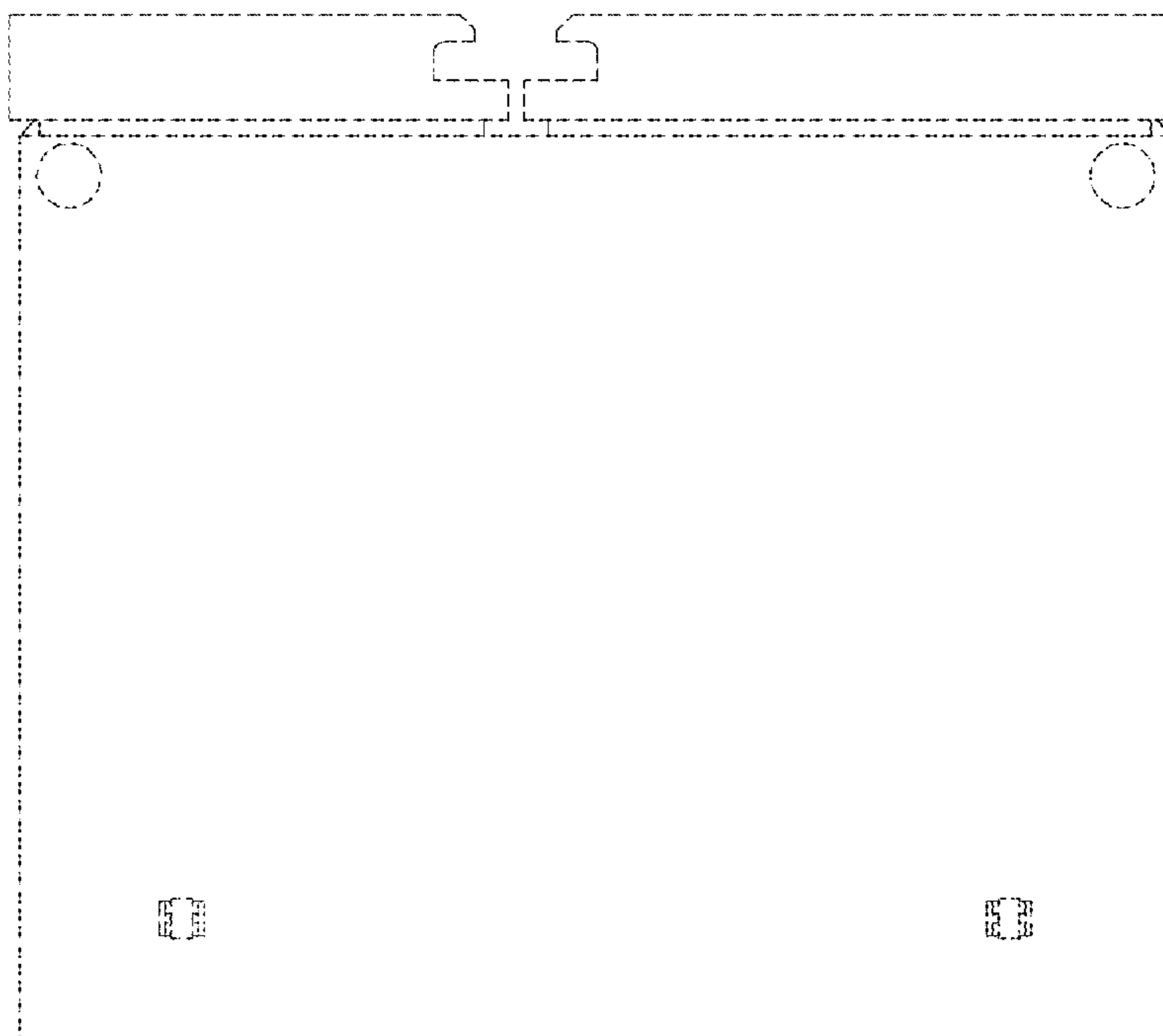


FIG. 1

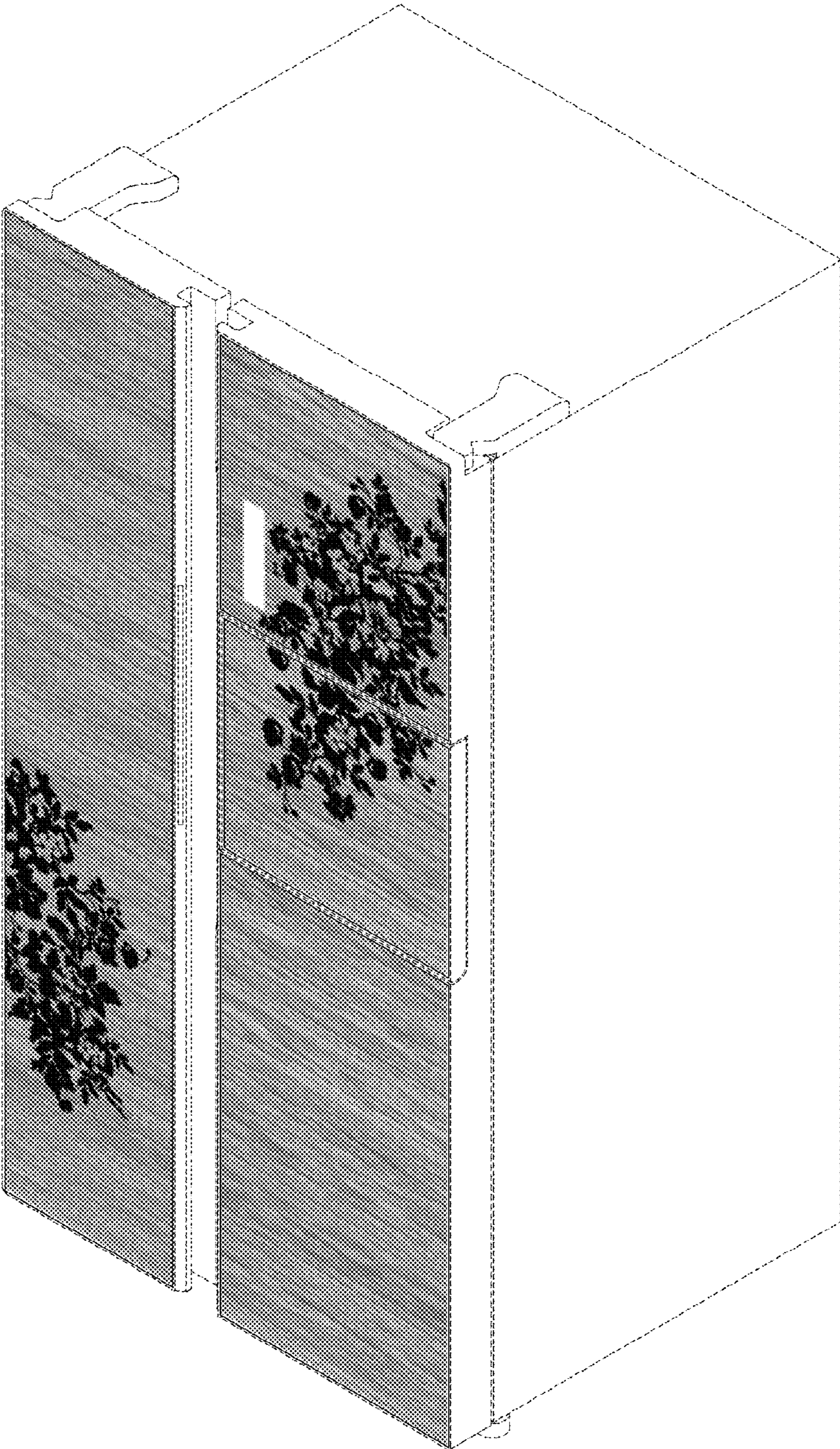


FIG. 2




FIG. 3




FIG. 4




FIG. 5



FIG. 6

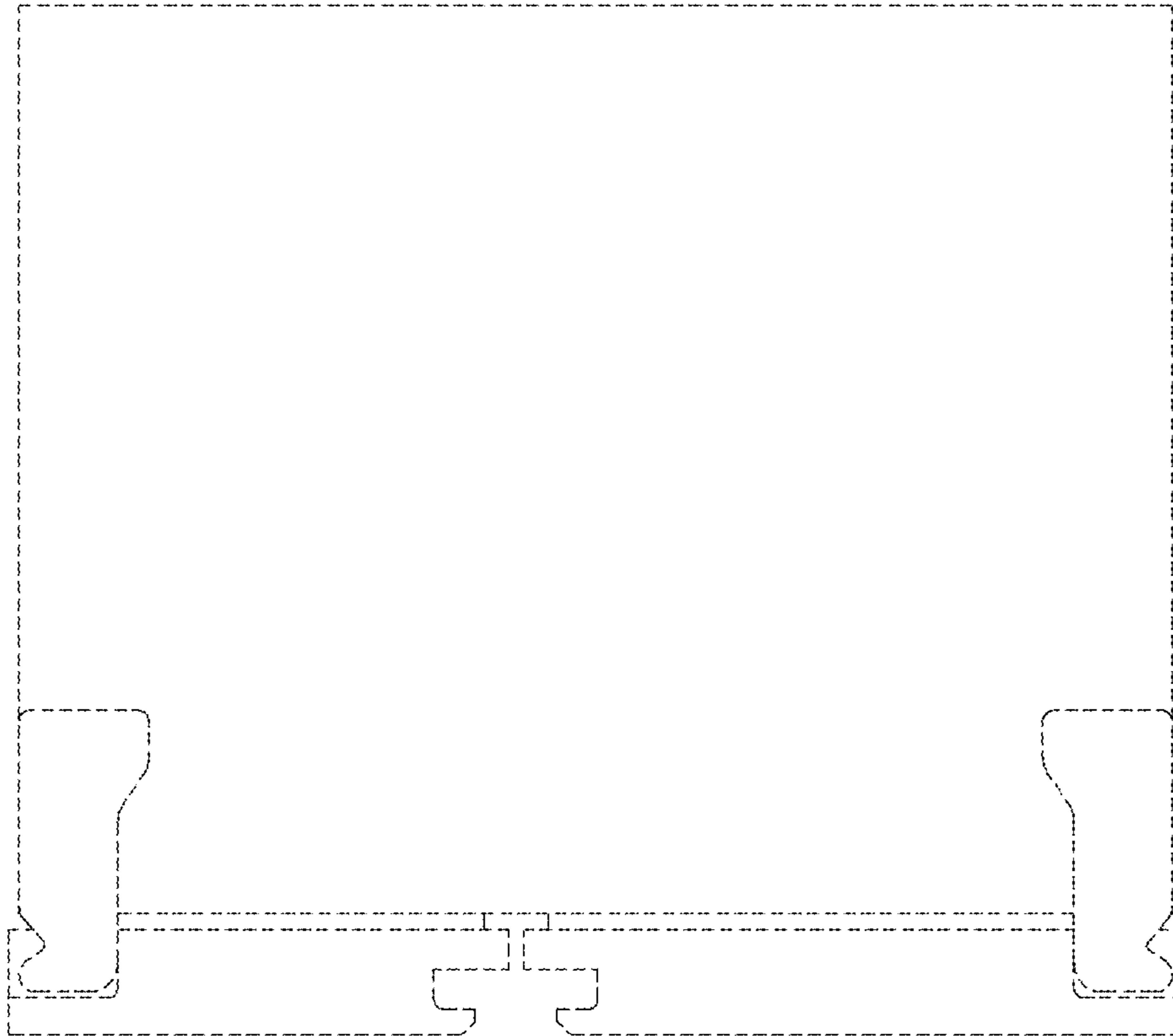


FIG. 7

