



US00D697057S

(12) **United States Design Patent**
Kwon et al.

(10) **Patent No.:** **US D697,057 S**
(45) **Date of Patent:** **** Jan. 7, 2014**

(54) **REMOTE CONTROL**

(71) Applicant: **LG Electronics Inc.**, Seoul (KR)

(72) Inventors: **Areum Kwon**, Seoul (KR); **Hyunbyung Cha**, Seoul (KR)

(73) Assignee: **LG Electronics Inc.**, Seoul (KR)

(**) Term: **14 Years**

(21) Appl. No.: **29/459,632**

(22) Filed: **Jul. 2, 2013**

(30) **Foreign Application Priority Data**

Jan. 3, 2013 (KR) 30-2013-0000257

(51) **LOC (10) Cl.** **14-03**

(52) **U.S. Cl.**
USPC **D14/218**

(58) **Field of Classification Search**
USPC D14/218, 455; D13/168; D21/566;
D10/104, 106; 345/169; 348/14.05,
348/114, 211.99, 734; 340/825.24; 341/22;
455/92, 95, 128, 151.1-151.4, 352,
455/355, FOR. 121; 700/65
See application file for complete search history.

(56) **References Cited**

U.S. PATENT DOCUMENTS

D366,876 S *	2/1996	Labohm	D14/218
D375,748 S *	11/1996	Hartman	D14/218
D383,134 S *	9/1997	Patton	D14/218
5,767,841 A *	6/1998	Hartman	345/167
D420,006 S *	2/2000	Tonino	D14/218
D426,232 S *	6/2000	Silbermann et al.	D14/218
D478,052 S *	8/2003	Thomas, Jr.	D13/168
D502,929 S *	3/2005	Copeland et al.	D13/168
D511,750 S *	11/2005	Badarello	D13/168
D512,027 S *	11/2005	Sarasjoki et al.	D13/168
D513,233 S *	12/2005	Stauffer	D13/168
D527,712 S *	9/2006	Indio da Costa	D13/168

D528,510 S *	9/2006	Schmieta et al.	D13/168
D532,777 S *	11/2006	Yu et al.	D14/218
D547,304 S *	7/2007	Francz et al.	D14/218
D569,814 S *	5/2008	Ikeda et al.	D13/168
D584,291 S *	1/2009	Tsao	D14/218
D595,267 S *	6/2009	Dozoretz et al.	D14/218
D595,669 S *	7/2009	Endo et al.	D13/168
D612,839 S *	3/2010	Kato	D14/218
D620,925 S *	8/2010	Geck et al.	D14/218
D645,848 S *	9/2011	Arnholt et al.	D14/218
D657,778 S *	4/2012	Chiu	D14/218
D688,232 S *	8/2013	Zhang	D14/218
2004/0203523 A1 *	10/2004	Harmon	455/90.3
2005/0024321 A1 *	2/2005	Tsai	345/156
2005/0137000 A1 *	6/2005	Toh et al.	455/575.4

OTHER PUBLICATIONS

Article from internet newspaper, YonHapNews, Dec. 16, 2012, printed from <http://www.yonhapnews.co.kr/economy/2012/12/15/0302000000AKR20121215032900003.HTML>.

* cited by examiner

Primary Examiner — John Windmuller

(74) *Attorney, Agent, or Firm* — Morgan, Lewis & Bockius LLP

(57) **CLAIM**

The ornamental design for a remote control, as shown and described.

DESCRIPTION

FIG. 1 is a front, right side, perspective view of a remote control showing our new design;
FIG. 2 is a front view thereof;
FIG. 3 is a rear view thereof;
FIG. 4 is a left side view thereof;
FIG. 5 is a right side view thereof;
FIG. 6 is a top view thereof; and,
FIG. 7 is a bottom view thereof.
The broken lines in the figures depict portions of the remote control that form no part of the claimed design.

1 Claim, 6 Drawing Sheets

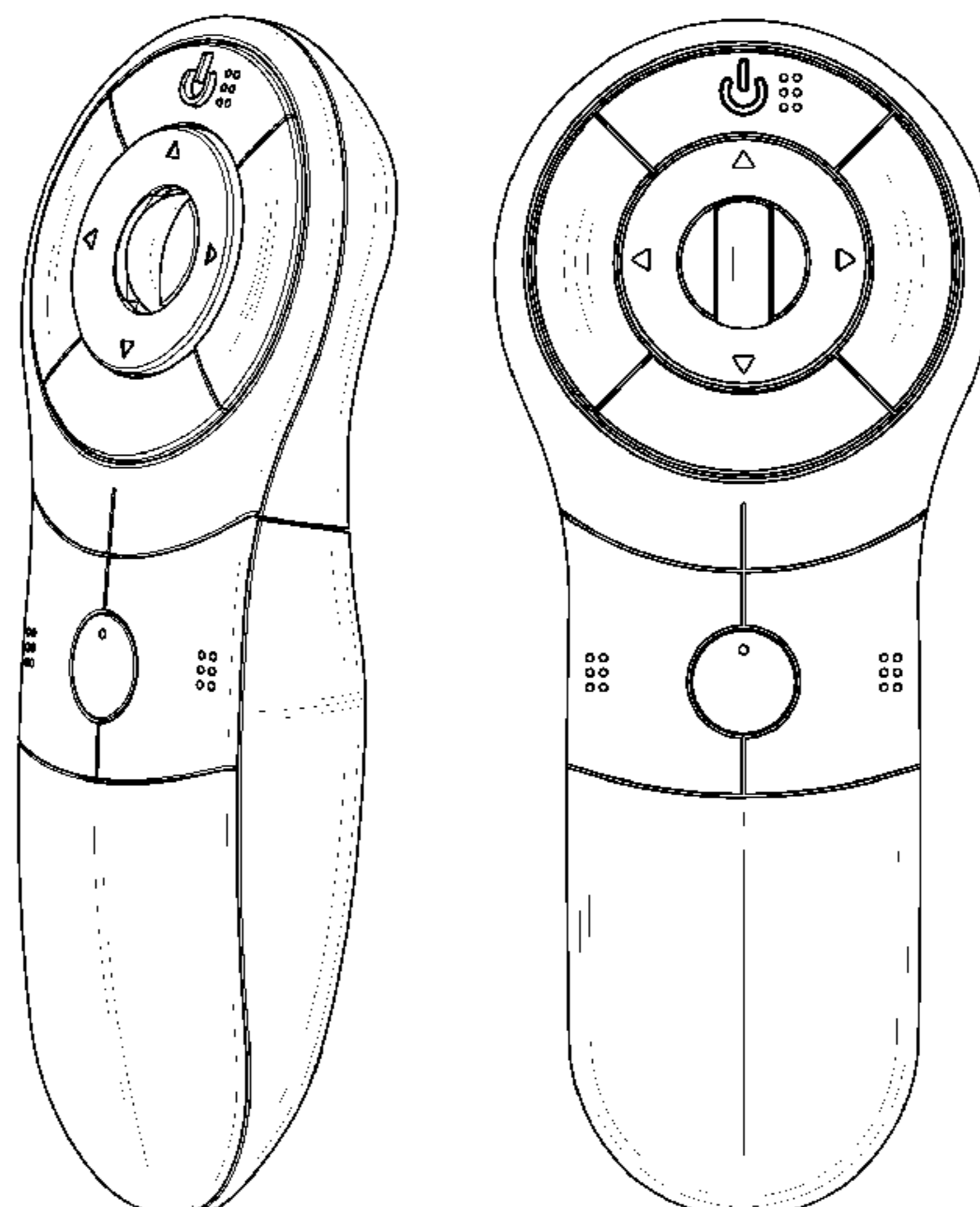


FIG. 1

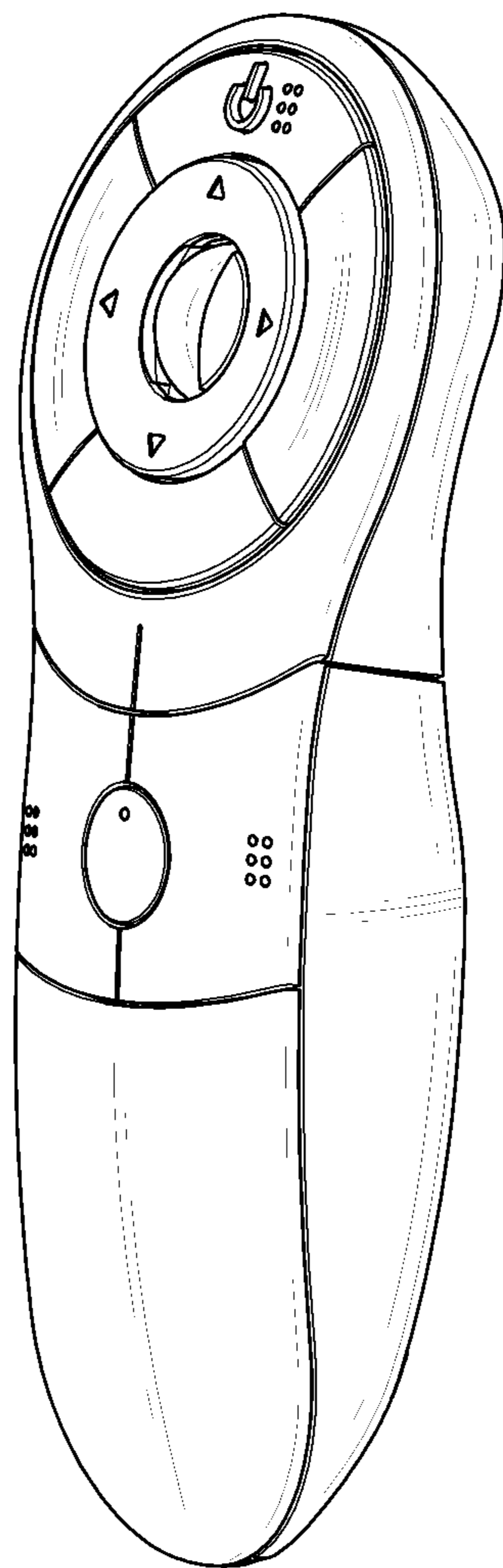


FIG. 2

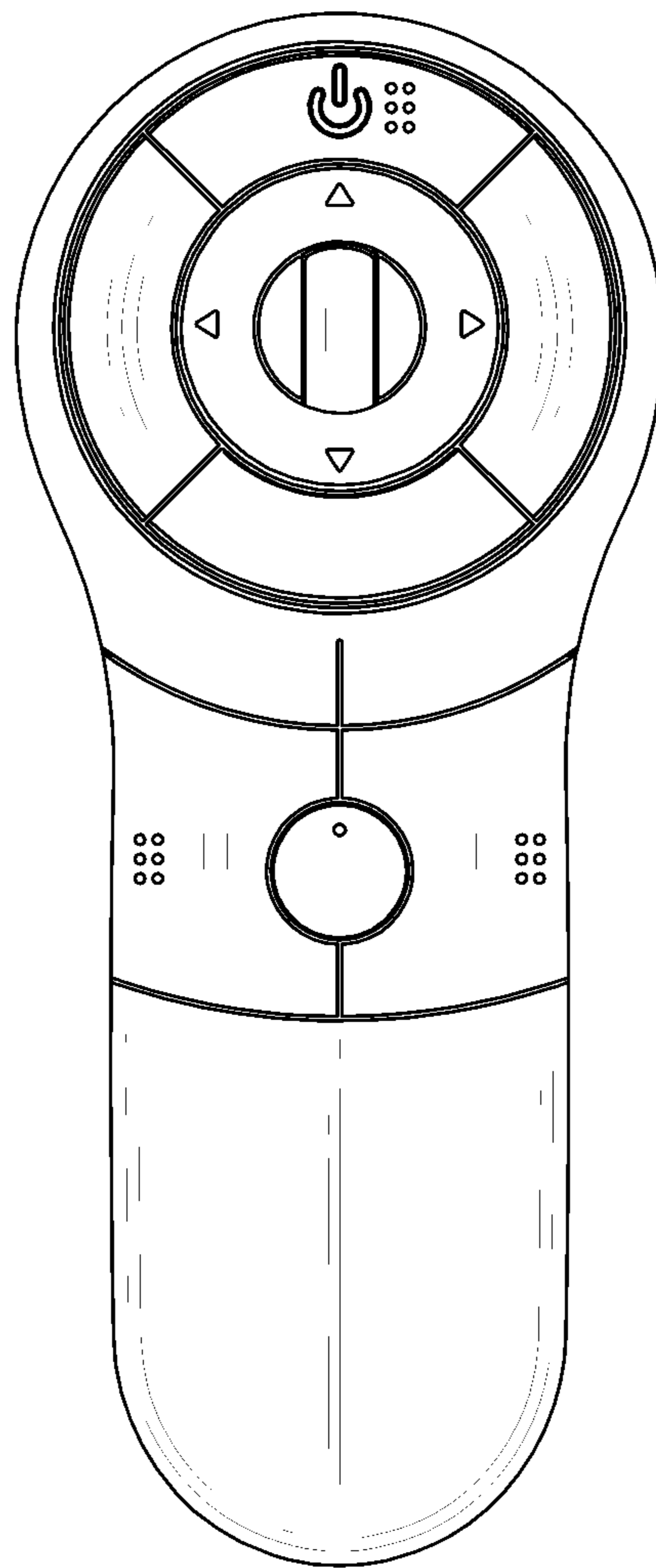


FIG. 3

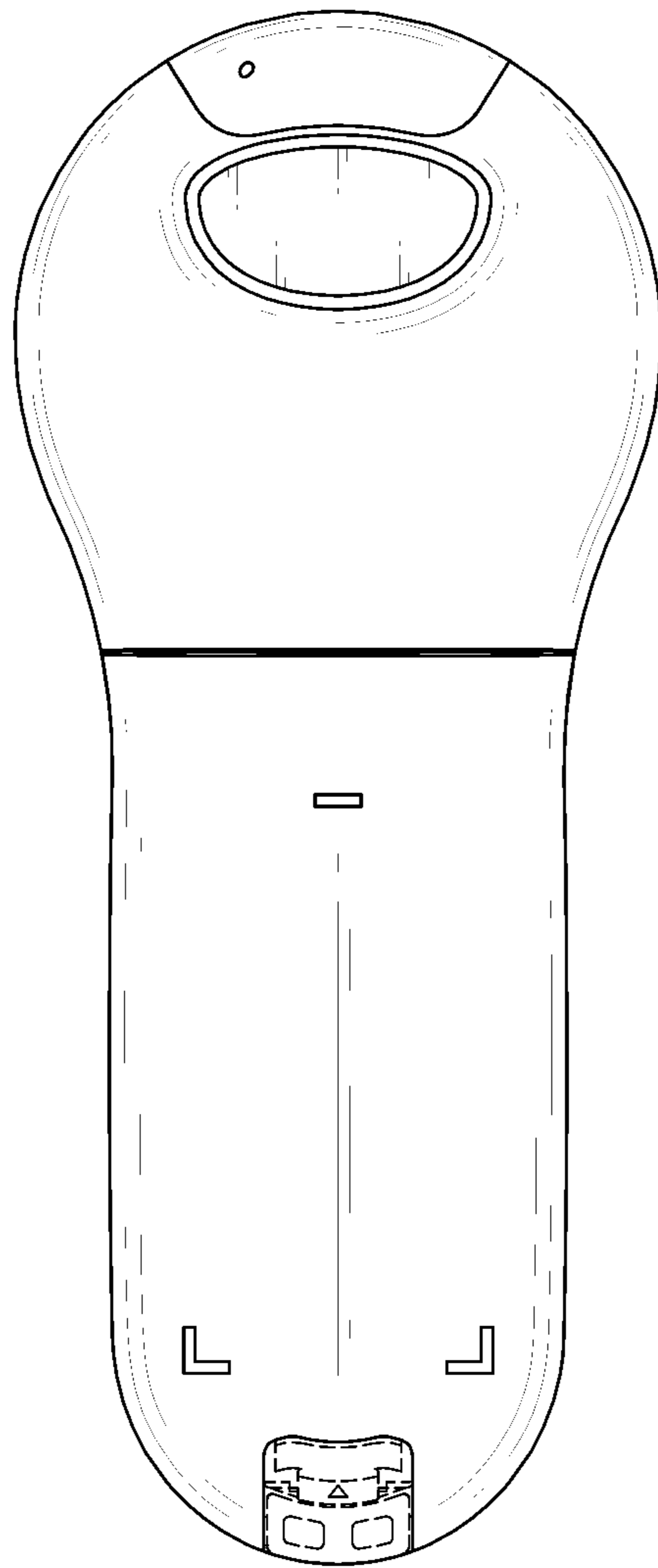


FIG. 4

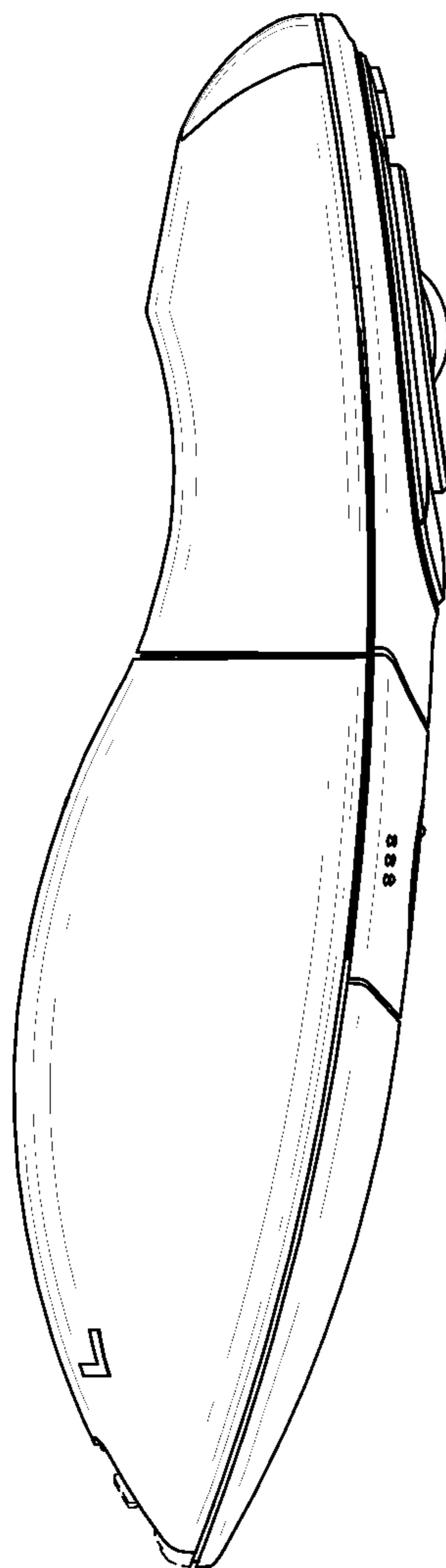


FIG. 5

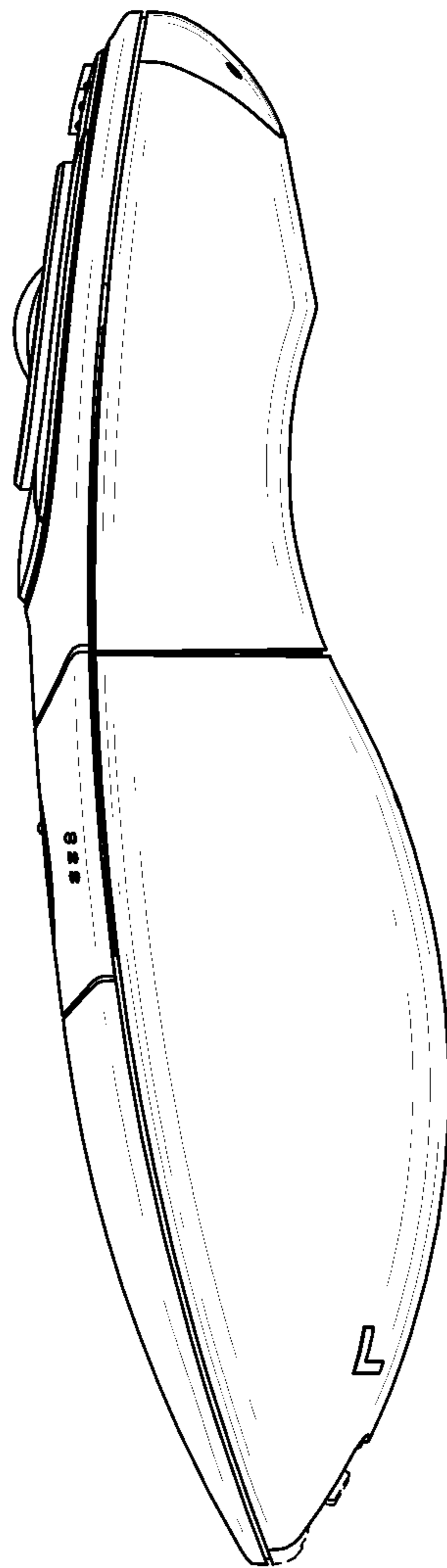


FIG. 6

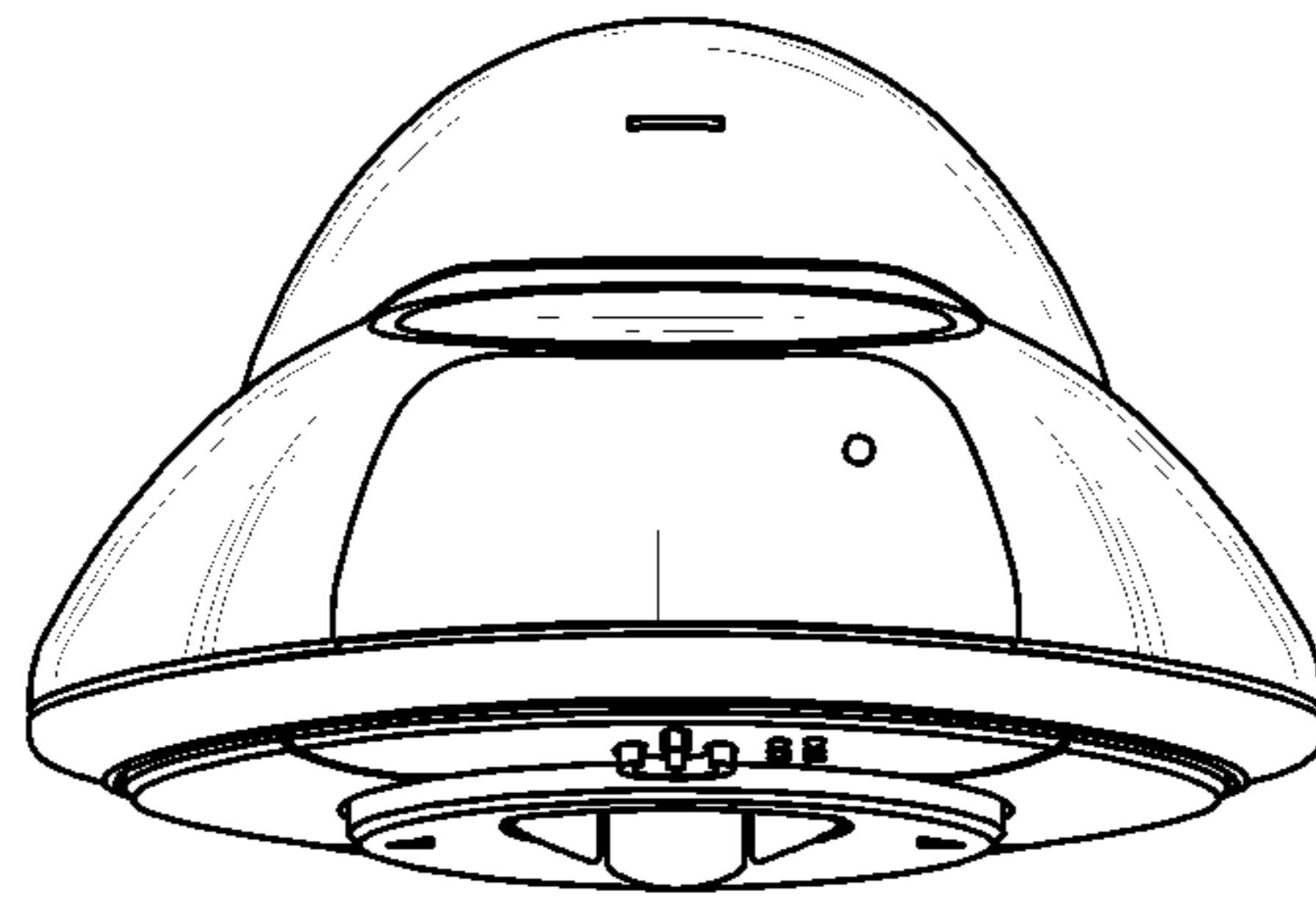


FIG. 7

