



US00D697035S

(12) **United States Design Patent**
Huang

(10) **Patent No.:** **US D697,035 S**
(45) **Date of Patent:** **** Jan. 7, 2014**

(54) **WIRELESS SWITCH**

(56) **References Cited**

(71) Applicant: **Philio Technology Corporation**, New Taipei (TW)

(72) Inventor: **Cheng-Hung Huang**, New Taipei (TW)

(73) Assignee: **Philio Technology Corporation**, New Taipei (TW)

(**) Term: **14 Years**

(21) Appl. No.: **29/445,832**

(22) Filed: **Feb. 17, 2013**

(51) **LOC (10) Cl.** **14-03**

(52) **U.S. Cl.**
USPC **D13/168**

(58) **Field of Classification Search**
USPC D13/158, 168; D10/49, 50, 70, 104.1, D10/106.1, 106.6; D14/218; 315/158, 159, 315/295; 340/4.3, 4.42, 12.22, 12.23, 340/12.24, 12.29, 12.3, 13.2, 13.21, 13.24, 340/539.1, 539.14, 539.22, 539.27, 539.26, 340/540, 541, 639.5; 341/176; 700/17, 65, 700/83, 86

See application file for complete search history.

U.S. PATENT DOCUMENTS

5,015,994	A *	5/1991	Hoberman et al.	340/567
D343,386	S *	1/1994	Mueller	D13/158
5,586,048	A *	12/1996	Coveley	702/189
D381,283	S *	7/1997	Soreo	D10/106.6
5,739,753	A *	4/1998	Porter	340/555
5,790,040	A *	8/1998	Kreier et al.	340/693.1
D417,165	S *	11/1999	Takeda et al.	D10/106.6
7,095,320	B2 *	8/2006	Wang	340/539.22
D528,510	S *	9/2006	Schmieta et al.	D13/168
7,129,850	B1 *	10/2006	Shih	340/693.5
D606,946	S *	12/2009	Zheng	D13/168
D611,914	S *	3/2010	Chiang et al.	D13/164
D625,294	S *	10/2010	Wada	D14/218
D628,103	S *	11/2010	Schmalz et al.	D10/70
2008/0303661	A1 *	12/2008	Chick	340/541

* cited by examiner


Primary Examiner — Selina Sikder

(57) **CLAIM**
The ornamental design for wireless switch, as shown.

DESCRIPTION

FIG. 1 is a front perspective view of a wireless switch showing my new design;
FIG. 2 is a front elevational view thereof;
FIG. 3 is a rear elevational view thereof;
FIG. 4 is a left side elevational view thereof;
FIG. 5 is a right side elevational view thereof;
FIG. 6 is a top plan view thereof; and,
FIG. 7 is a bottom plan view thereof.

1 Claim, 6 Drawing Sheets






Fig.1




Fig.2




Fig.3




Fig.4

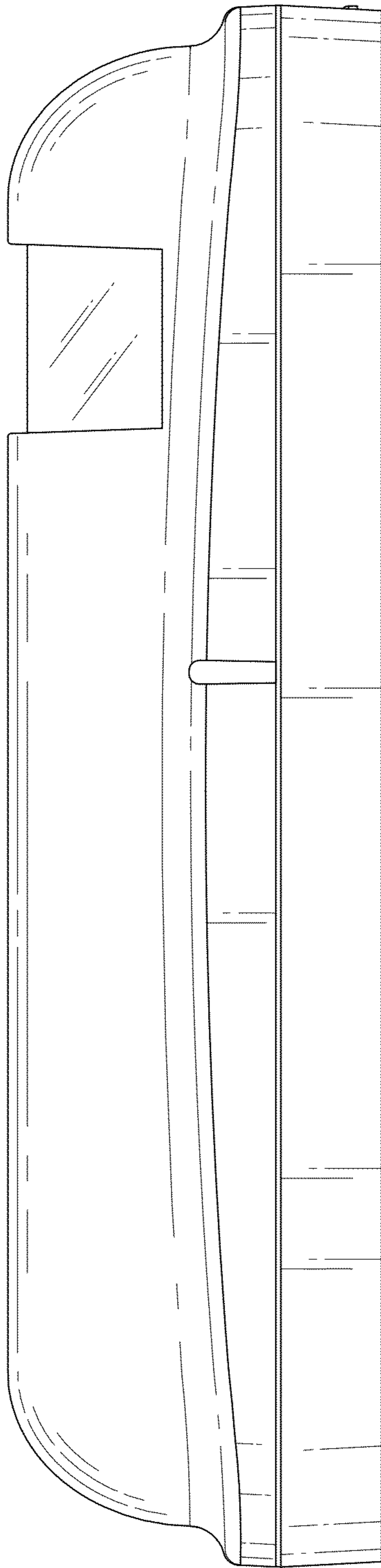


Fig.5

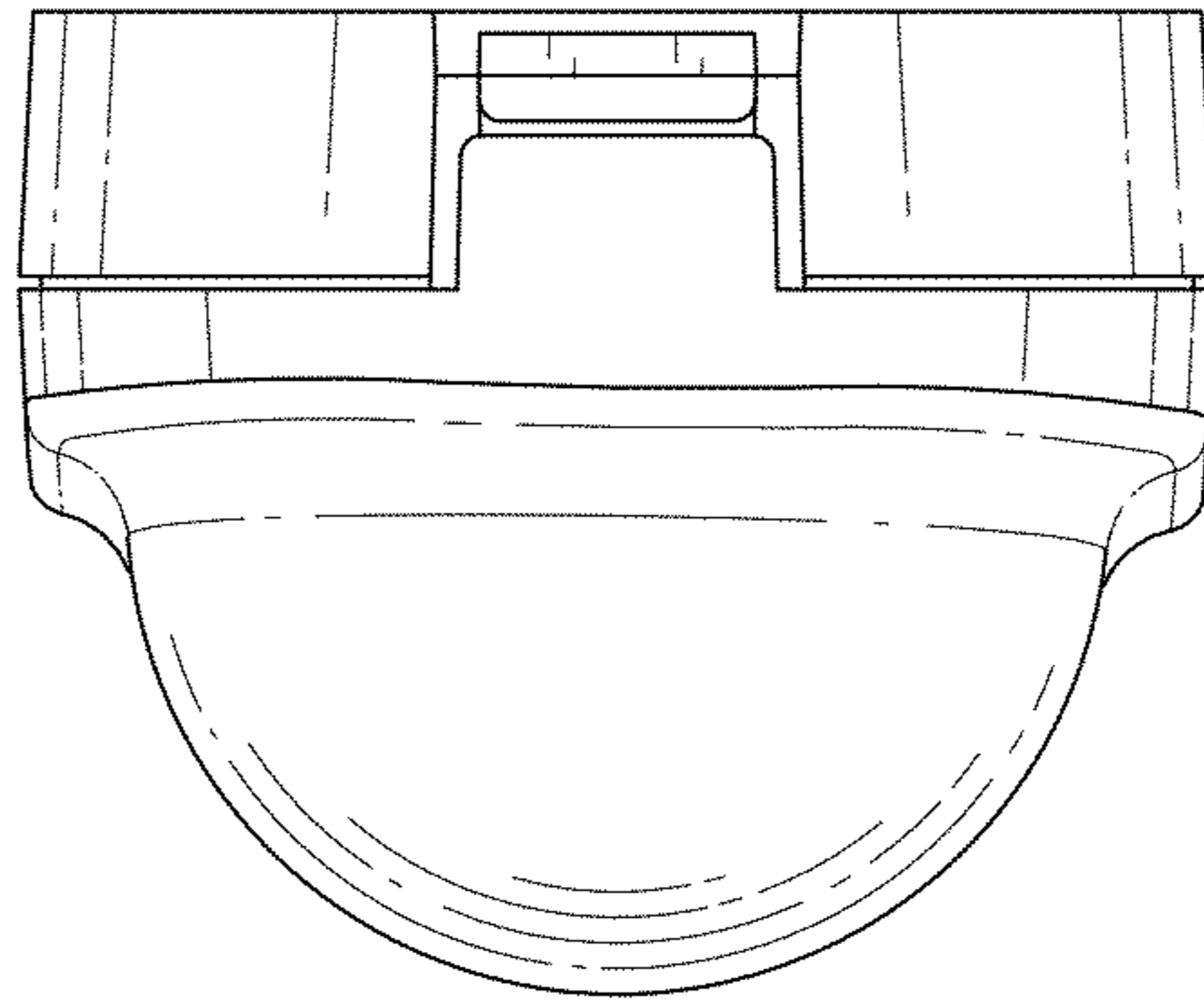


Fig.6

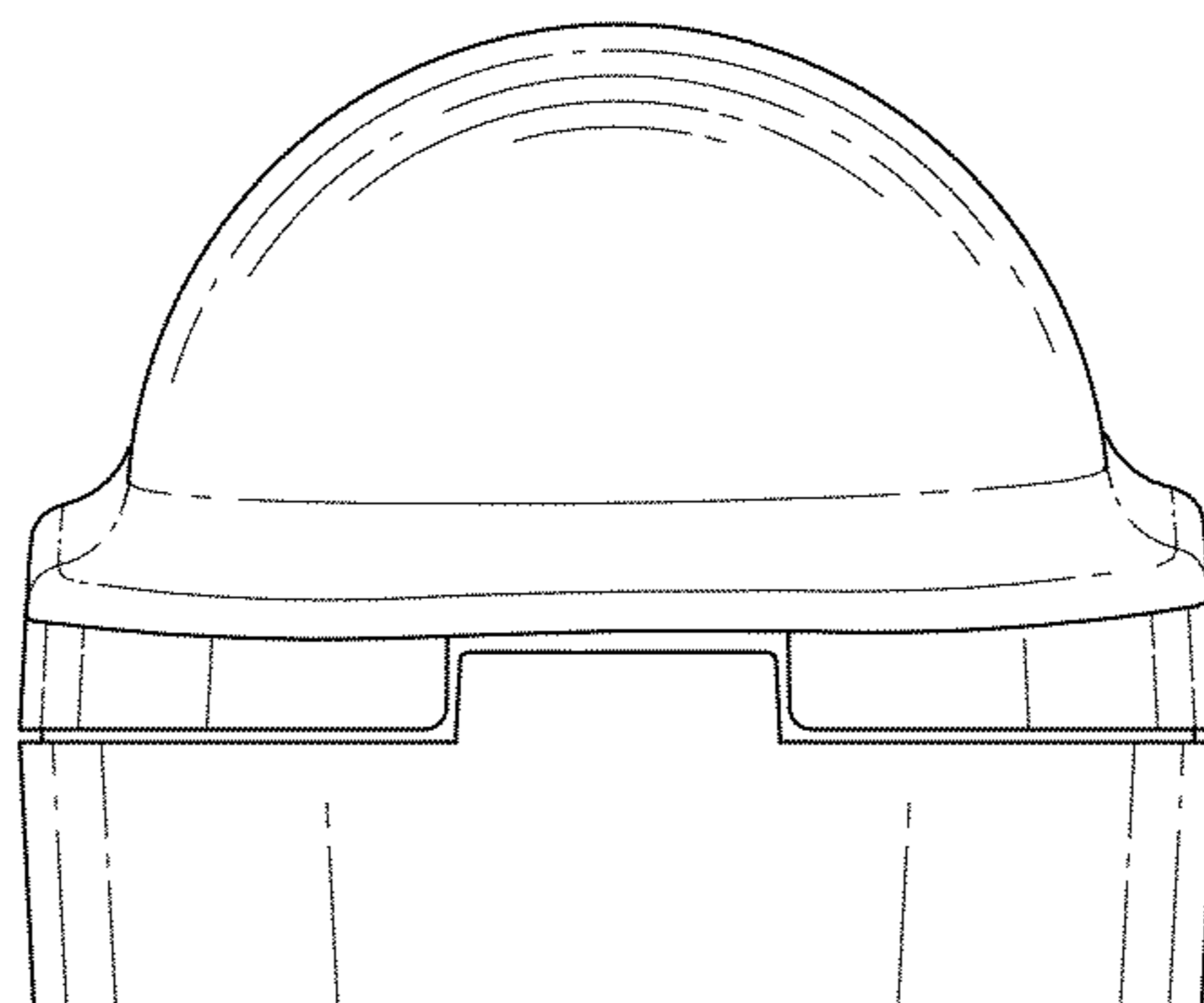


Fig.7