

US00D697022S

(12) **United States Design Patent**  
**Truthseeker et al.**

(10) **Patent No.:** **US D697,022 S**  
(45) **Date of Patent:** **\*\* \*Jan. 7, 2014**

(54) **SOLAR PAN WITH INSERTED FORM**

(75) Inventors: **Samuel Truthseeker**, El Sobrante, CA  
(US); **Joshua Plaisted**, Oakland, CA  
(US); **Ramachandran**  
**Narayanamurthy**, El Cerrito, CA (US)

(73) Assignee: **PVT Solar, Inc.**, Berkeley, CA (US)

(\*) Notice: This patent is subject to a terminal disclaimer.

(\*\*) Term: **14 Years**

(21) Appl. No.: **29/360,845**

(22) Filed: **Apr. 30, 2010**

(51) **LOC (10) Cl.** ..... **13-02**

(52) **U.S. Cl.**  
USPC ..... **D13/102**

(58) **Field of Classification Search**

USPC ..... D13/102, 101, 103, 184, 199; D9/424,  
D9/425, 456, 732, 756, 757, 758, 759;  
52/173.3; 136/206, 243, 244, 245, 246,  
136/251; 206/521.1, 521.15; 244/172.7,  
244/172.8, 173.3; 429/148, 149; 438/66,  
438/69, 80

See application file for complete search history.

(56) **References Cited**

**U.S. PATENT DOCUMENTS**

D258,530 S \* 3/1981 Atkinson ..... D13/102  
D389,454 S \* 1/1998 Mori ..... D13/102

D448,722 S \* 10/2001 Drummond ..... D13/102  
D547,262 S \* 7/2007 Ullman ..... D13/102  
D601,491 S \* 10/2009 Burt ..... D13/102  
D613,243 S \* 4/2010 Burt ..... D13/102

\* cited by examiner

*Primary Examiner* — Derrick Holland

(74) *Attorney, Agent, or Firm* — Armstrong Teasdale LLP

(57) **CLAIM**

The ornamental design for solar pan with inserted form, as shown and described.

**DESCRIPTION**

FIG. 1 is a perspective view of a solar pan with inserted form showing our new design.

FIG. 2 is a top view of the solar pan with inserted form in FIG. 1.

FIG. 3 is a front end view of the solar pan with inserted form in FIG. 1.

FIG. 4 is a back end view of the solar pan with inserted form in FIG. 1.

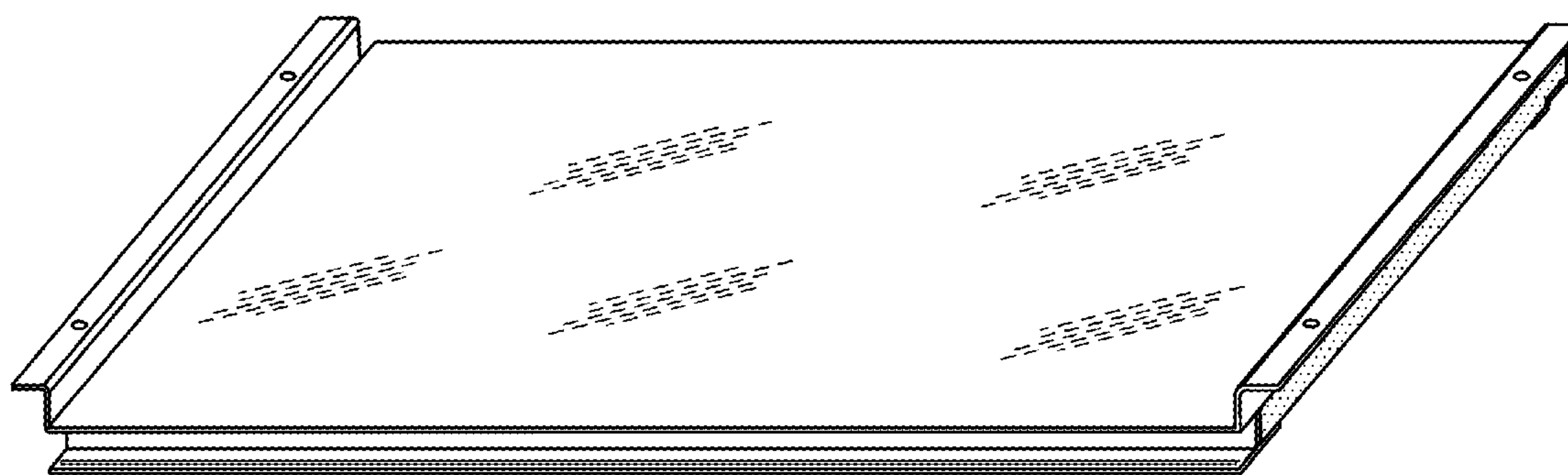
FIG. 5 is a bottom view of the solar pan with inserted form in FIG. 1.

FIG. 6 is a left side view of the solar pan with inserted form inserted in FIG. 1; and,

FIG. 7 is a right side view of the solar pan with inserted form in FIG. 1.

The broken lines and spaced dotted broken lines shown represent unclaimed subject matter and form no part of the claimed design.

**1 Claim, 5 Drawing Sheets**



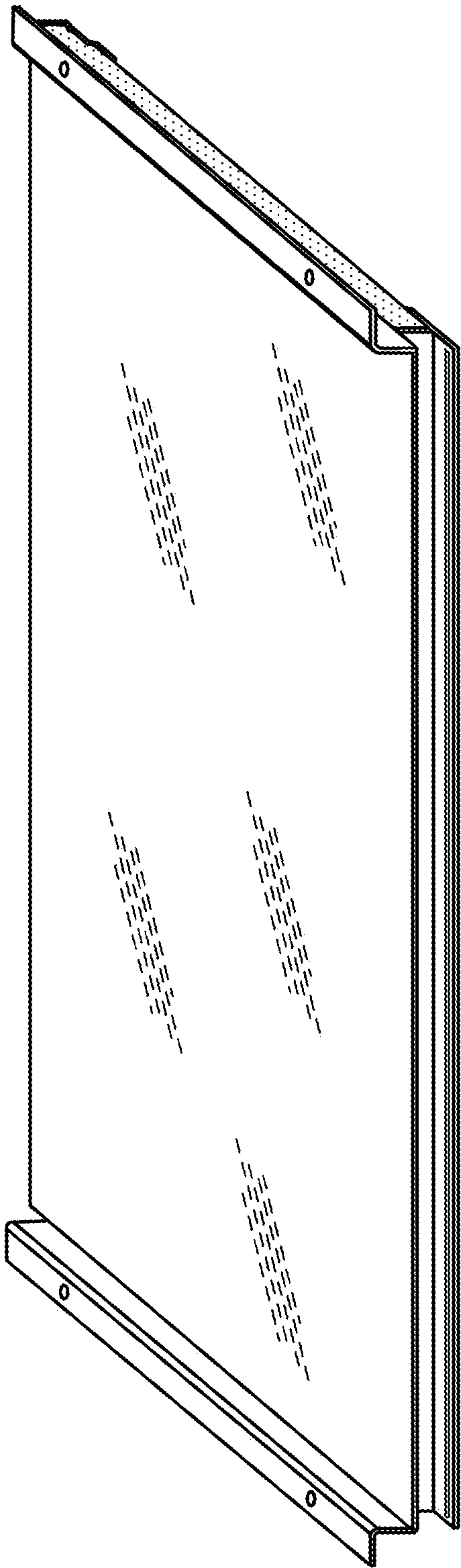


Figure 1



Figure 2




Figure 3



Figure 4




Figure 5




Figure 6




Figure 7