



US00D697021S

(12) **United States Design Patent**  
**Ochi**

(10) **Patent No.:** **US D697,021 S**  
(45) **Date of Patent:** **\*\* Jan. 7, 2014**

(54) **TREAD PORTION OF AN AUTOMOBILE TIRE**

(75) Inventor: **Naoya Ochi**, Tokyo (JP)

(73) Assignee: **Bridgestone Corporation**, Tokyo (JP)

(\*\*) Term: **14 Years**

(21) Appl. No.: **29/411,438**

(22) Filed: **Jan. 20, 2012**

(30) **Foreign Application Priority Data**

Jul. 22, 2011 (JP) ..... 2011-016945

(51) **LOC (10) Cl.** ..... **12-15**

(52) **U.S. Cl.**  
USPC ..... **D12/532**

(58) **Field of Classification Search**  
USPC ..... D12/505-532, 900-901;  
152/209.1-209.9, 209.11-209.19,  
152/209.21-209.28, 455  
See application file for complete search history.

(56) **References Cited**

**U.S. PATENT DOCUMENTS**

D355,877 S *	2/1995	Allison et al. ....	D12/532
D398,889 S *	9/1998	Slingluff ..... ..	D12/532
D467,536 S *	12/2002	Seifert et al. ....	D12/532
D490,769 S *	6/2004	Diensthuber et al. ....	D12/531
D530,661 S *	10/2006	Matsumoto et al. ....	D12/532
D545,757 S *	7/2007	Fukunaga ..... ..	D12/528

D600,630 S *	9/2009	Shibata ..... ..	D12/528
D644,983 S *	9/2011	Seng ..... ..	D12/531
D659,634 S *	5/2012	Ochi ..... ..	D12/530
D666,139 S *	8/2012	Miyazaki ..... ..	D12/531
D668,599 S *	10/2012	Ochi ..... ..	D12/530
D685,719 S *	7/2013	Ochi ..... ..	D12/530
D685,720 S *	7/2013	Ochi ..... ..	D12/530
D686,140 S *	7/2013	Ochi ..... ..	D12/530

\* cited by examiner

*Primary Examiner* — Stacia Cadmus

(74) *Attorney, Agent, or Firm* — Sughrue Mion, PLLC

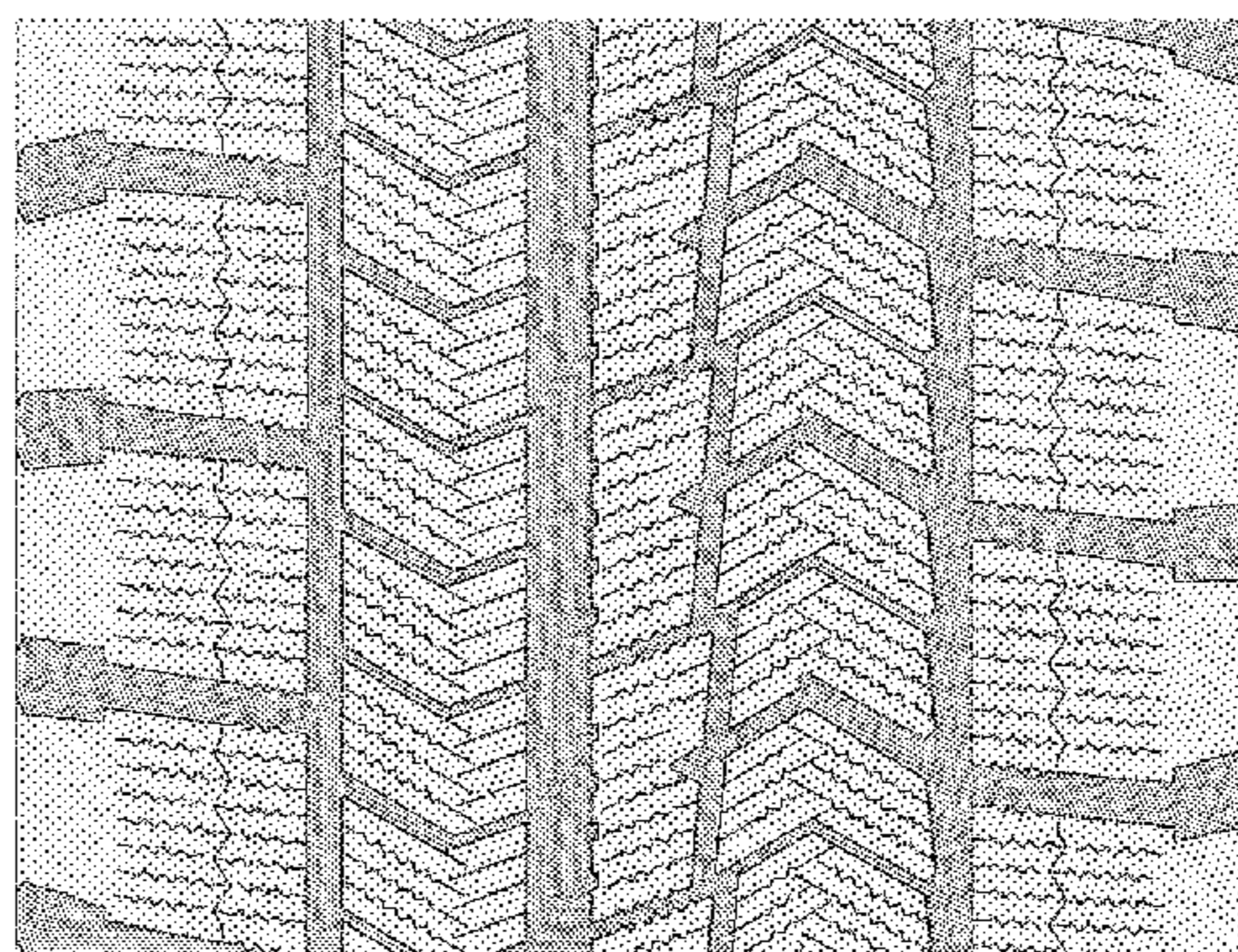
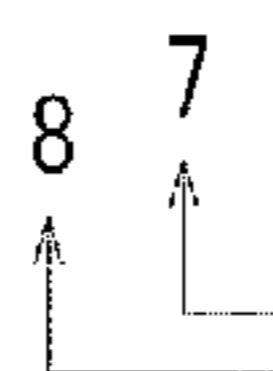

(57) **CLAIM**

The ornamental design for a tread portion of an automobile tire, as shown and described.

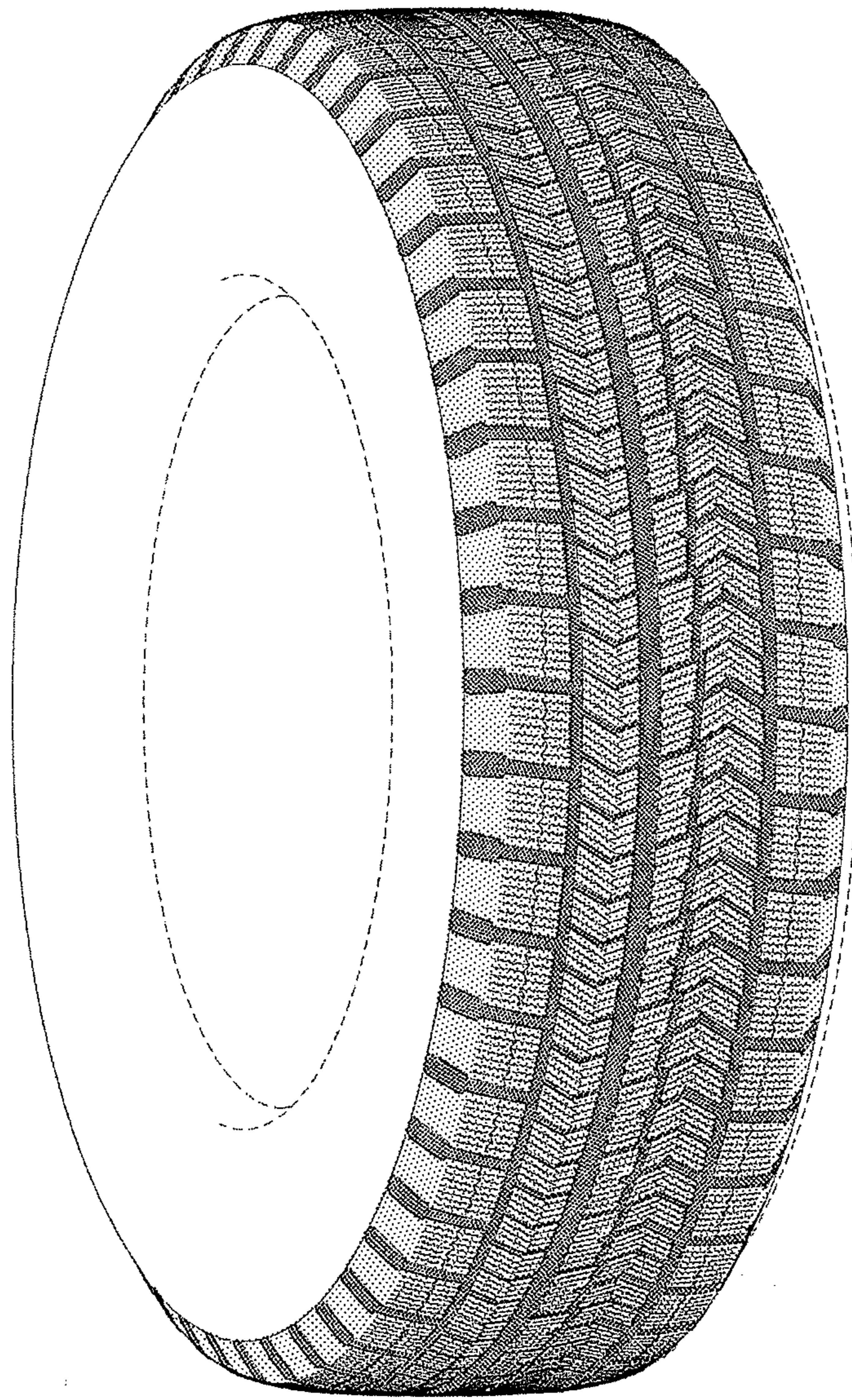
**DESCRIPTION**

FIG. 1 is a perspective view of a tread portion of an automobile tire according to my design;  
FIG. 2 is a front view thereof;  
FIG. 3 is a plane view thereof;  
FIG. 4 is a right side view thereof;  
FIG. 5 is a rear view thereof;  
FIG. 6 is a fragmentary enlarged view showing the details of the tread portion thereof;  
FIG. 7 is an end view taken along line 7-7 in FIG. 6; and,  
FIG. 8 is an end view taken along line 8-8 in FIG. 6.  
Broken lines in the drawing figures are used to show unclaimed portions of the tire, and thus form no part of the claimed design.


**1 Claim, 8 Drawing Sheets**




*FIG. 1*



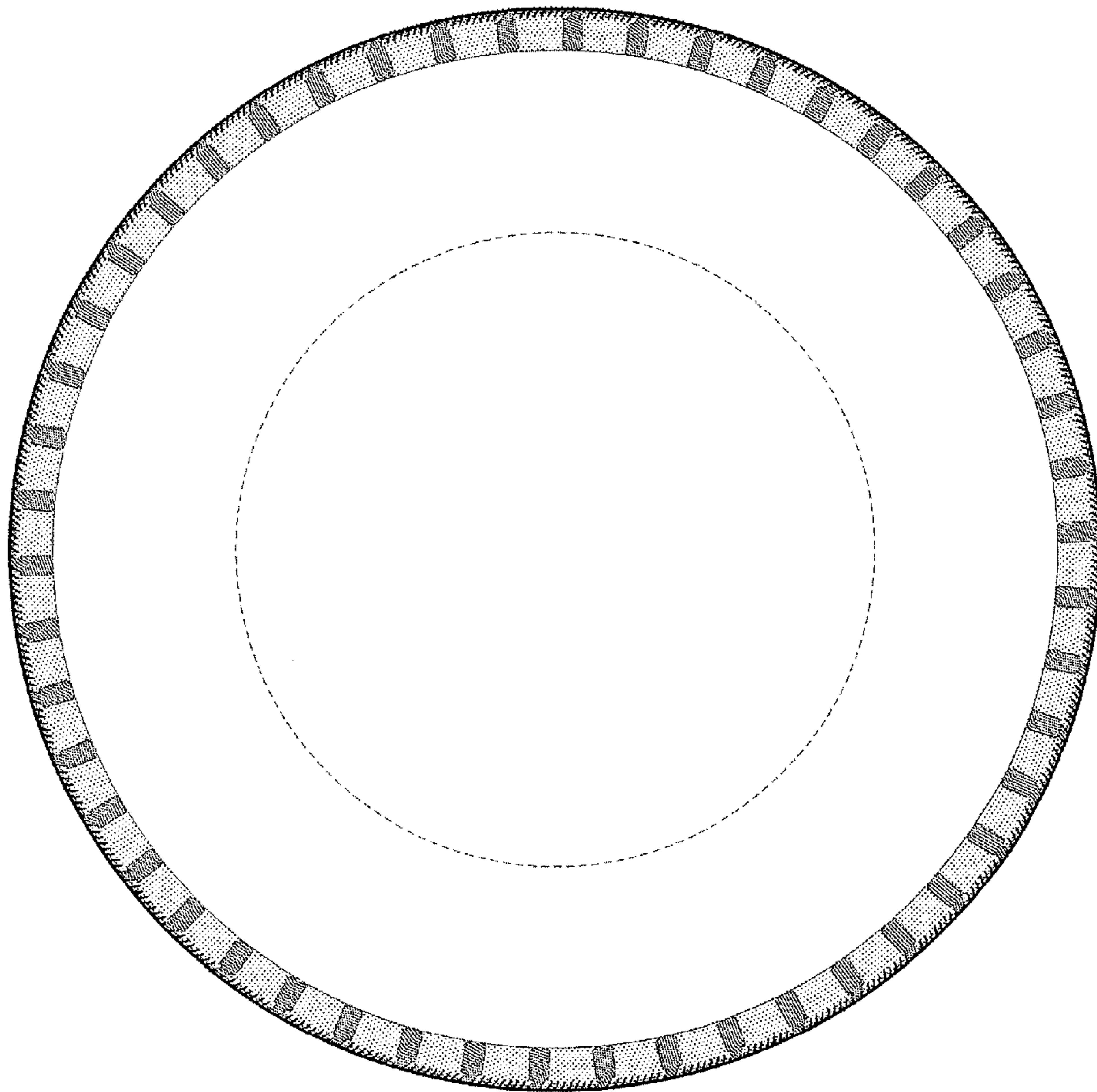
*FIG. 2*




*FIG. 3*




*FIG. 4*



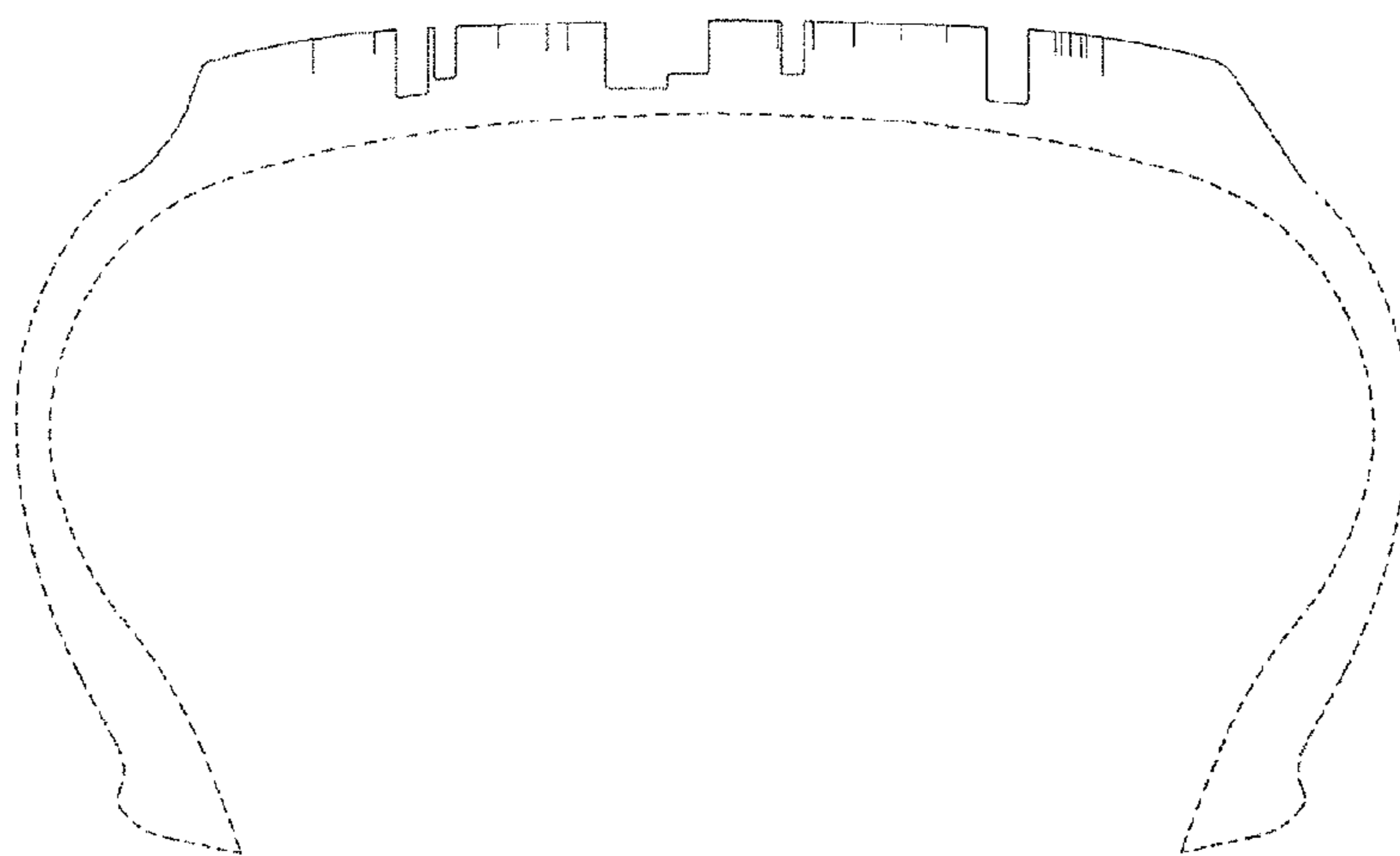
*FIG. 5*



*FIG. 6*



*FIG. 7*





*FIG. 8*

