



US00D697000S

(12) **United States Design Patent**  
**Suga et al.**

(10) **Patent No.:** **US D697,000 S**  
(45) **Date of Patent:** **\*\* Jan. 7, 2014**

(54) **SIDE PANEL FOR AN AUTOMOBILE**

OTHER PUBLICATIONS

(75) Inventors: **Koichi Suga**, Toyota (JP); **Kenichi Hirai**, Toyota (JP); **Ken Billes**, Antibes (FR); **Jun Takahashi**, Susono (JP)

Citroen, Citroen C4, NetCarShow.com, [http://www.netcarshow.com/citroen/2011-c4/800x600/wallpaper\\_2b.htm](http://www.netcarshow.com/citroen/2011-c4/800x600/wallpaper_2b.htm), available at least as early as Jun. 25, 2011.

Mazda, Mazda 3, NetCarShow.com, [http://www.netcarshow.com/mazda/2010-3\\_i-stop/800x600/wallpaper\\_04.htm](http://www.netcarshow.com/mazda/2010-3_i-stop/800x600/wallpaper_04.htm), available at least as early as Jun. 25, 2011.

Renault, Renault Megane, NetCarShow.com, [http://www.netcarshow.com/renault/2009-megane/800x600/wallpaper\\_od.htm](http://www.netcarshow.com/renault/2009-megane/800x600/wallpaper_od.htm), available at least as early as Jun. 25, 2011.

(73) Assignee: **Toyota Jidosha Kabushiki Kaisha** (JP)

(\*\*) Term: **14 Years**

\* cited by examiner

(21) Appl. No.: **29/425,597**

(22) Filed: **Jun. 25, 2012**

*Primary Examiner* — Melody Brown

(51) **LOC (10) CI.** ..... **12-16**

(74) *Attorney, Agent, or Firm* — SAIDMAN DesignLaw Group

(52) **U.S. CI.**

USPC ..... **D12/196**

(57) **CLAIM**

(58) **Field of Classification Search**

USPC ..... D12/184, 196, 90–92, 181; 280/152.1, 280/847–849, 851; 296/181.1, 181.5

The ornamental design for a side panel for an automobile, as shown and described.

See application file for complete search history.

**DESCRIPTION**


(56) **References Cited**

U.S. PATENT DOCUMENTS

|            |   |         |                 |       |         |
|------------|---|---------|-----------------|-------|---------|
| D592,117 S | * | 5/2009  | Ward            | ..... | D12/196 |
| D605,101 S | * | 12/2009 | Mueller         | ..... | D12/196 |
| D605,572 S | * | 12/2009 | Ward            | ..... | D12/196 |
| D620,413 S | * | 7/2010  | Huet            | ..... | D12/184 |
| D633,838 S | * | 3/2011  | Loeb            | ..... | D12/196 |
| D658,558 S | * | 5/2012  | Hakamata et al. | ..... | D12/196 |
| D681,528 S | * | 5/2013  | Yamada et al.   | ..... | D12/196 |

FIG. 1 is a front, perspective view of a side panel for an automobile showing our new design;  
FIG. 2 is a rear, perspective view thereof;  
FIG. 3 is a front view thereof;  
FIG. 4 is a rear view thereof;  
FIG. 5 is a top view thereof;  
FIG. 6 is a bottom view thereof;  
FIG. 7 is a left side view thereof; and,  
FIG. 8 is a right side view thereof.

**1 Claim, 6 Drawing Sheets**






FIG. 1




FIG. 2




FIG. 3




FIG. 4



FIG. 5




FIG. 6




FIG. 7




FIG. 8