



US00D696991S

(12) **United States Design Patent**
Bose et al.

(10) **Patent No.:** **US D696,991 S**
(45) **Date of Patent:** **** Jan. 7, 2014**

(54) **STEERING WHEEL OF A VEHICLE**

(56) **References Cited**

(75) Inventors: **Pratap Bose**, Mumbai (IN); **Matthew Swann**, Leamington Spa (GB); **Daniel Kafka**, Coventry (GB); **Hyunjoon Park**, Shirley (GB)

U.S. PATENT DOCUMENTS

D630,983	S	*	1/2011	Frank et al.	D12/176
D635,069	S	*	3/2011	Klein et al.	D12/176
D635,900	S	*	4/2011	Anzi	D12/176
D636,711	S	*	4/2011	Anzi	D12/176
D672,293	S	*	12/2012	Toyama et al.	D12/176
D684,511	S	*	6/2013	Koyama	D12/176

(73) Assignee: **Tata Motors Limited**, Mumbai (IN)

* cited by examiner

(**) Term: **14 Years**

Primary Examiner — Melody Brown

(21) Appl. No.: **29/431,208**

(74) *Attorney, Agent, or Firm* — Mark J. Nahnsen; Barnes & Thornburg LLP

(22) Filed: **Sep. 5, 2012**

(57) **CLAIM**

What is claimed is the ornamental design for a steering wheel of a vehicle, as shown and described.

(30) **Foreign Application Priority Data**

DESCRIPTION

Mar. 5, 2012 (IN) 243620

FIG. 1 is a perspective view of a steering wheel of a vehicle showing our new design;

(51) **LOC (10) Cl.** **12-16**

FIG. 2 is another perspective view thereof;

(52) **U.S. Cl.**

FIG. 3 is a front view thereof;

USPC **D12/176**

FIG. 4 is a side view thereof;

(58) **Field of Classification Search**

FIG. 5 is an opposite side view thereof;

USPC D12/175, 176; 74/552, 558, 558.5

FIG. 6 is a rear perspective view thereof; and,

See application file for complete search history.

FIG. 7 is a rear view thereof.

1 Claim, 2 Drawing Sheets






FIG. 1




FIG. 2



FIG. 3




FIG. 4




FIG. 5

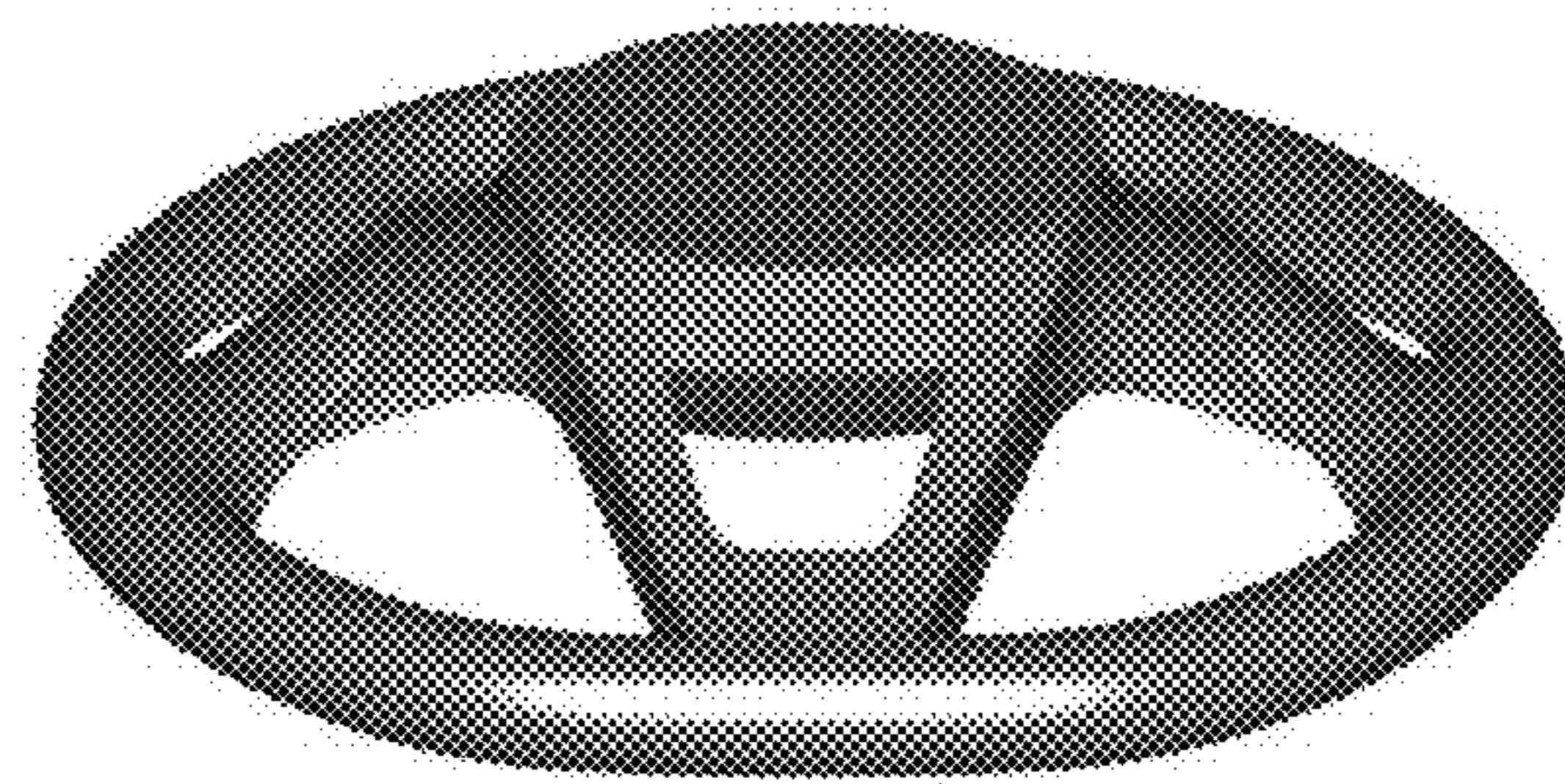


FIG. 6




FIG. 7