

US00D696975S

(12) **United States Design Patent**
Cute

(10) **Patent No.:** **US D696,975 S**
(45) **Date of Patent:** **** Jan. 7, 2014**

- (54) **SCARECROW STAKE**
- (75) Inventor: **Joseph E. Cute**, Geneva, IL (US)
- (73) Assignee: **Sun Hill Industries, Inc.**, Fairfield, CA (US)
- (**) Term: **14 Years**
- (21) Appl. No.: **29/430,946**
- (22) Filed: **Aug. 31, 2012**
- (51) **LOC (10) Cl.** **11-02**
- (52) **U.S. Cl.**
USPC **D11/160**
- (58) **Field of Classification Search**
USPC D6/403-405, 556-558; D8/1;
D11/143-160, 164; D19/77, 80, 81;
D25/100; D26/9-11, 16; D34/1, 2,
D34/4-6; D99/5, 19; 47/32.4, 32.5, 32.7,
47/33, 41.01, 41.1, 41.11-41.15, 44-47,
47/65, 65.5, 65.9, 66.1, 66.2, 66.6, 66.7,
47/67-71
See application file for complete search history.

4,583,322 A *	4/1986	Dimich	47/66.6
4,876,824 A *	10/1989	Newsteder	47/66.6
D320,627 S *	10/1991	Fortune et al.	D21/628
D367,373 S *	2/1996	Hardy	D6/396
D444,005 S *	6/2001	Walters-Dowding et al.	D6/462
D648,567 S *	11/2011	Cute	D6/404
D648,956 S *	11/2011	Cute	D6/404
D692,253 S *	10/2013	Cute	D6/404

* cited by examiner

Primary Examiner — T. Chase Nelson
Assistant Examiner — Michelle E Wilson
(74) *Attorney, Agent, or Firm* — Riverside Law LLP

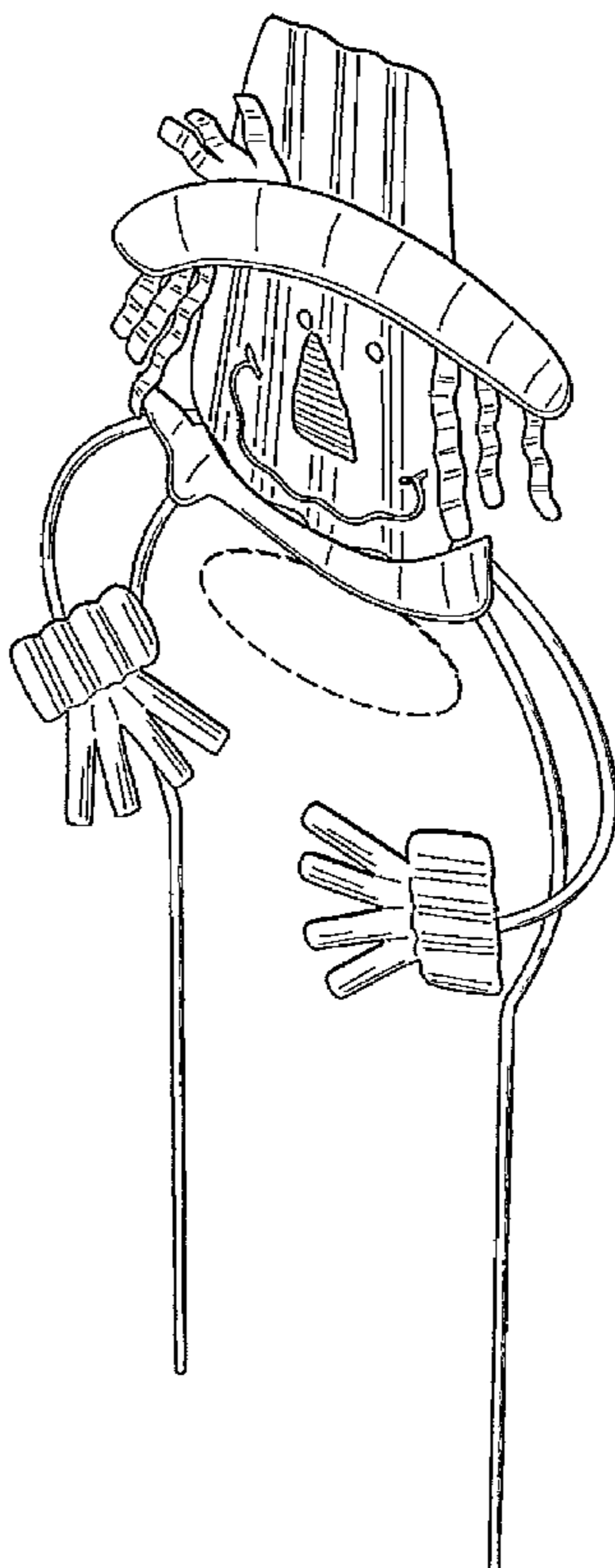
(57) **CLAIM**
I claim the ornamental design for a scarecrow stake, as shown and described.

DESCRIPTION

FIG. 1 is a perspective view of a scarecrow stake;
FIG. 2 is a front view thereof;
FIG. 3 is a rear view thereof;
FIG. 4 is a right side view thereof;
FIG. 5 is a left side view thereof;
FIG. 6 is a top view thereof;
FIG. 7 is a bottom view thereof; and,
FIG. 8 is another perspective view of a scarecrow stake.
The broken lines form no part of the claimed design.

1 Claim, 5 Drawing Sheets

- (56) **References Cited**
U.S. PATENT DOCUMENTS
D152,128 S * 12/1948 Salter D21/624
D179,576 S * 1/1957 Lane D6/404
D262,276 S * 12/1981 Christoff D11/160



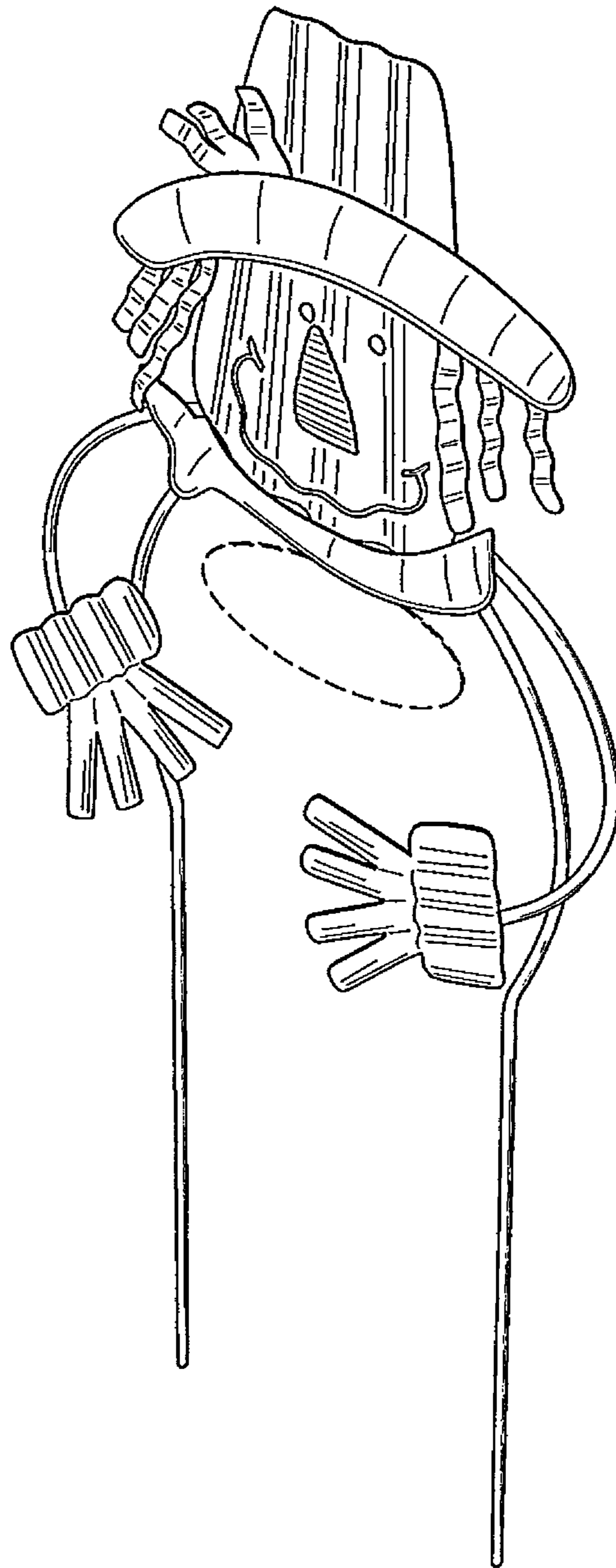


FIG. 1

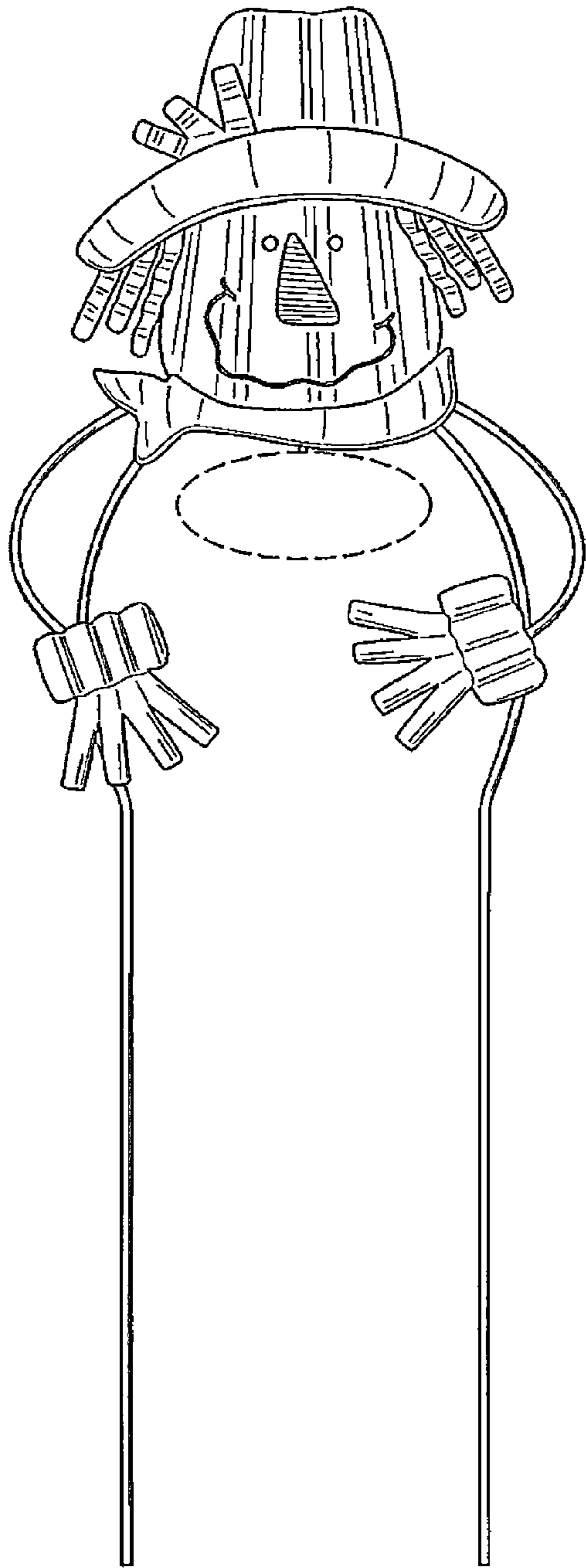


FIG. 2

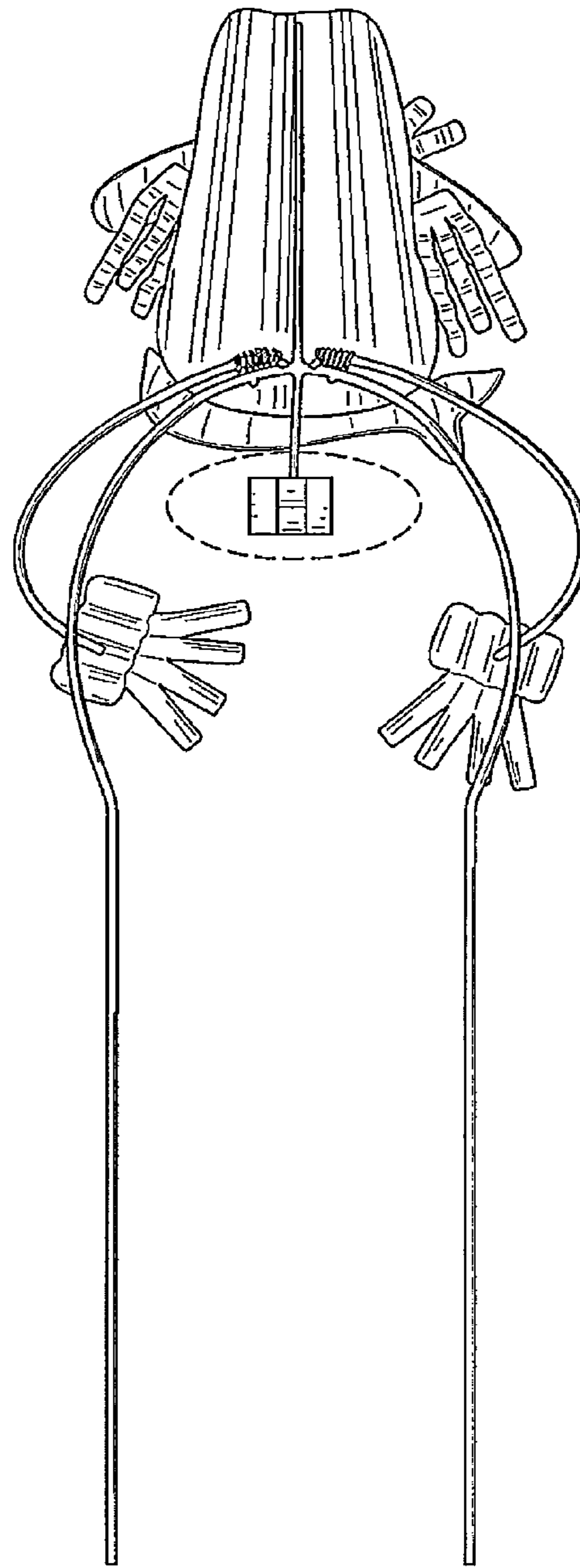


FIG. 3

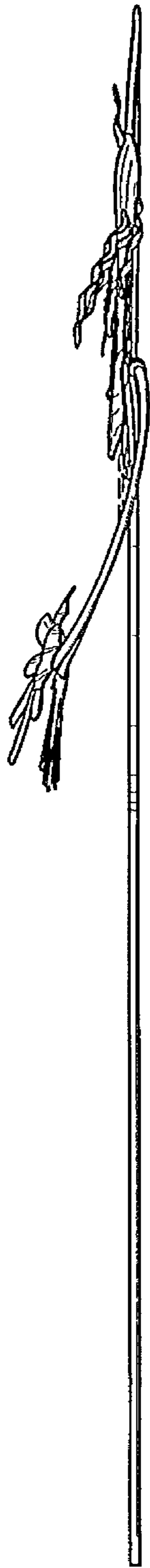


FIG. 4



FIG. 5



FIG. 6

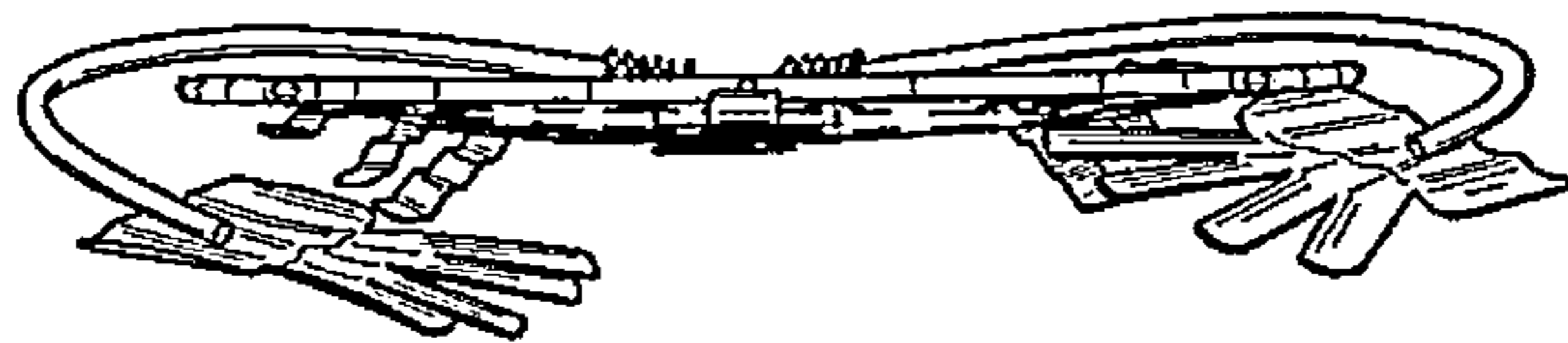


FIG. 7

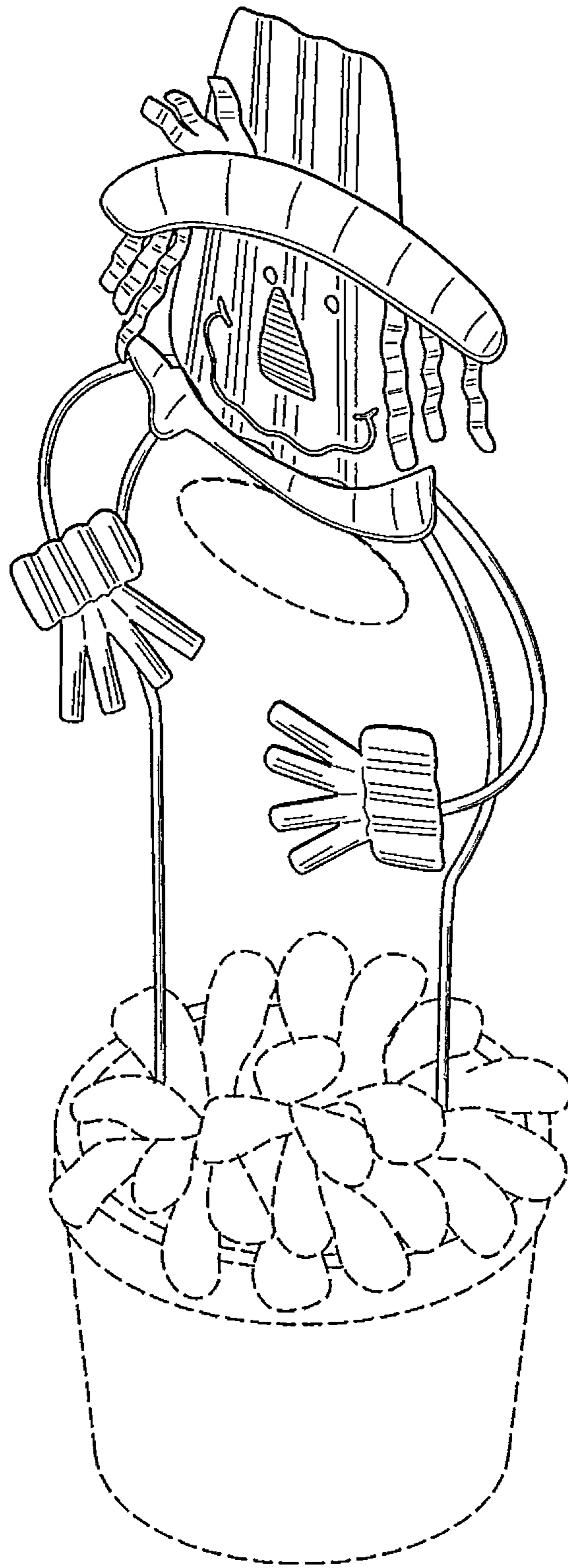


FIG. 8