



US00D696959S

(12) **United States Design Patent**
Austin et al.

(10) **Patent No.:** **US D696,959 S**
(45) **Date of Patent:** **** Jan. 7, 2014**

- (54) **BOTTLE**
- (71) Applicant: **Avion Spirits LLC**, New York, NY (US)
- (72) Inventors: **Kenneth B. Austin**, Hewlett, NY (US);
Jenna L. Fagnan, New York, NY (US)
- (73) Assignee: **Avion Spirits LLC**, New York, NY (US)
- (**) Term: **14 Years**
- (21) Appl. No.: **29/460,274**
- (22) Filed: **Jul. 9, 2013**

Related U.S. Application Data

- (62) Division of application No. 29/395,179, filed on Dec. 13, 2011, now Pat. No. Des. 687,311.
- (51) **LOC (10) Cl.** **09-01**
- (52) **U.S. Cl.**
USPC **D9/560; D9/563; D9/574**
- (58) **Field of Classification Search**
USPC **D9/516, 529-530, 541-544, 546,**
D9/559-560, 563, 566, 574-575;
215/381-385
See application file for complete search history.

References Cited

U.S. PATENT DOCUMENTS

D17,515 S *	8/1887	Dalley, Jr.	D9/546
D20,792 S *	6/1891	Rodiger	D9/546
D25,355 S *	4/1896	Smalley	D9/522
D28,635 S *	5/1898	Modes	D9/546
D30,758 S *	5/1899	Wipf	D9/546
D45,997 S *	6/1914	Liebenthal	D9/563 X
D49,581 S *	8/1916	McClure	D9/542
D76,990 S *	11/1928	Curran	D9/560 X
D83,658 S *	3/1931	Becker	D9/560 X
D139,331 S *	10/1944	Teunisz	215/382 X
2,364,126 A *	12/1944	Cantor et al.	215/6 X
D192,709 S *	5/1962	Heintze	D9/544

3,058,813 A *	10/1962	Barney, II et al.	D9/544 X
D210,353 S *	3/1968	Platte	D9/541
D306,695 S *	3/1990	Smith	D9/563
D333,704 S *	3/1993	Malcolm	D24/197
D451,812 S *	12/2001	Colonna de Giovellina	..	D9/560
D481,640 S *	11/2003	Biesecker	D9/560
D491,069 S *	6/2004	Heliste et al.	D9/560
D569,261 S *	5/2008	Sequeira	D9/560
D602,368 S *	10/2009	Rica	D9/544
D606,409 S *	12/2009	Rica	D9/516
D612,739 S *	3/2010	Delbon	D9/544
D622,602 S *	8/2010	Potts	D9/544
D622,608 S *	8/2010	Sansevero	D9/616
D624,823 S *	10/2010	Brown	D9/544

* cited by examiner

Primary Examiner — Carol P Rademaker

(74) *Attorney, Agent, or Firm* — Cozen O'Connor; Brandon N. Sklar

CLAIM

The ornamental design for a bottle, as shown and described.

DESCRIPTION

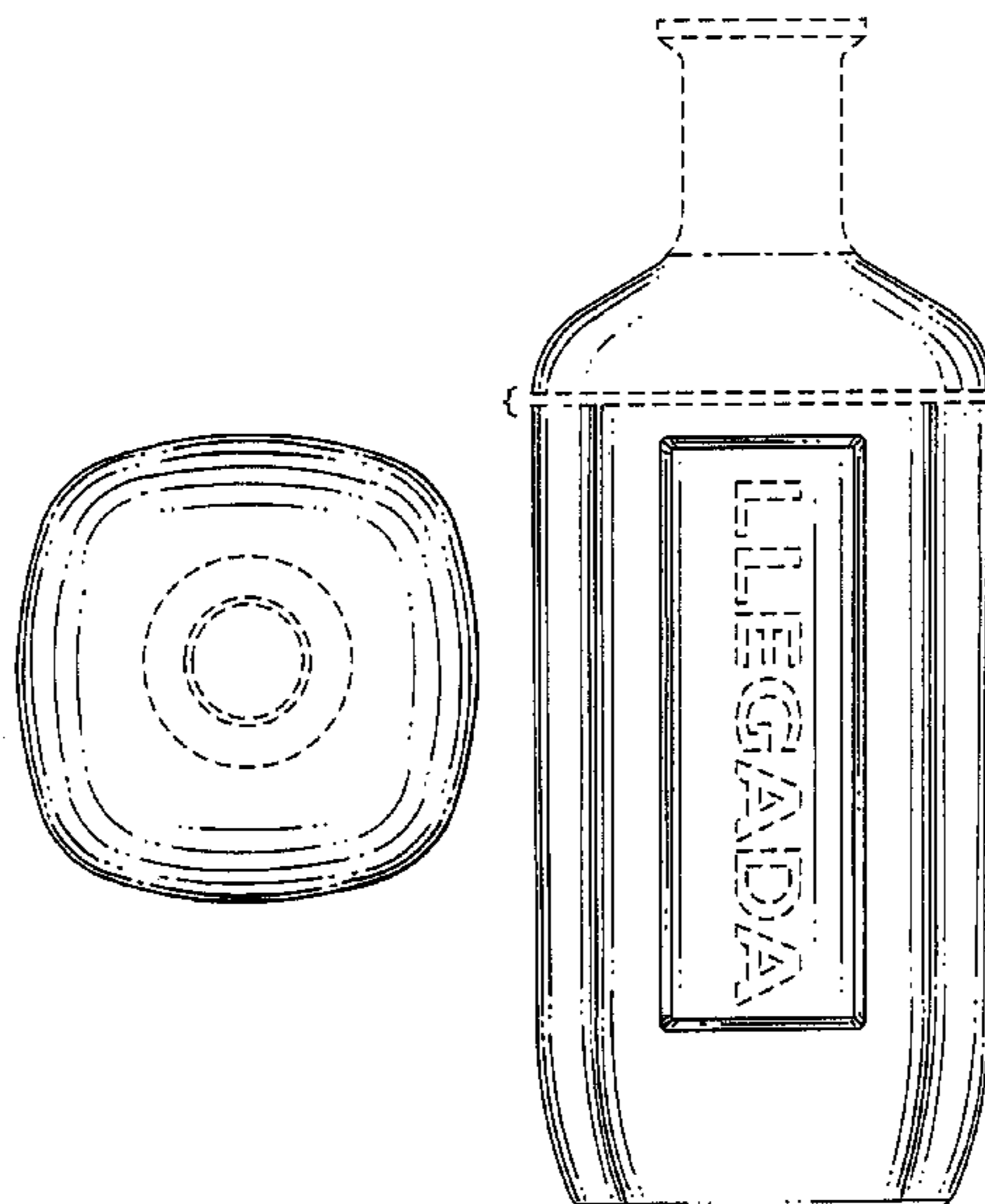
FIG. 1 is a top plan view of a bottle showing our design; FIG. 2 is a front elevational view thereof; FIG. 3 is a right side elevational view thereof, the left side elevational view being a mirror image except for the unclaimed text on the front and rear sidewalls; FIG. 4 is a bottom plan view thereof; and, FIG. 5 is a rear elevational view thereof.

The dash-dash-dash-dash () broken lines shown in the drawing views are included for the purpose of illustrating environmental structure and form no part of the claimed design.

The dot-dash-dot-dash broken line shown in the drawing views defines the upper boundary of the claimed design and forms no part thereof.

The two bracketed, horizontal broken lines shown just below the shoulder in drawing FIGS. 2, 3, & 5 represent indeterminate height.

1 Claim, 3 Drawing Sheets



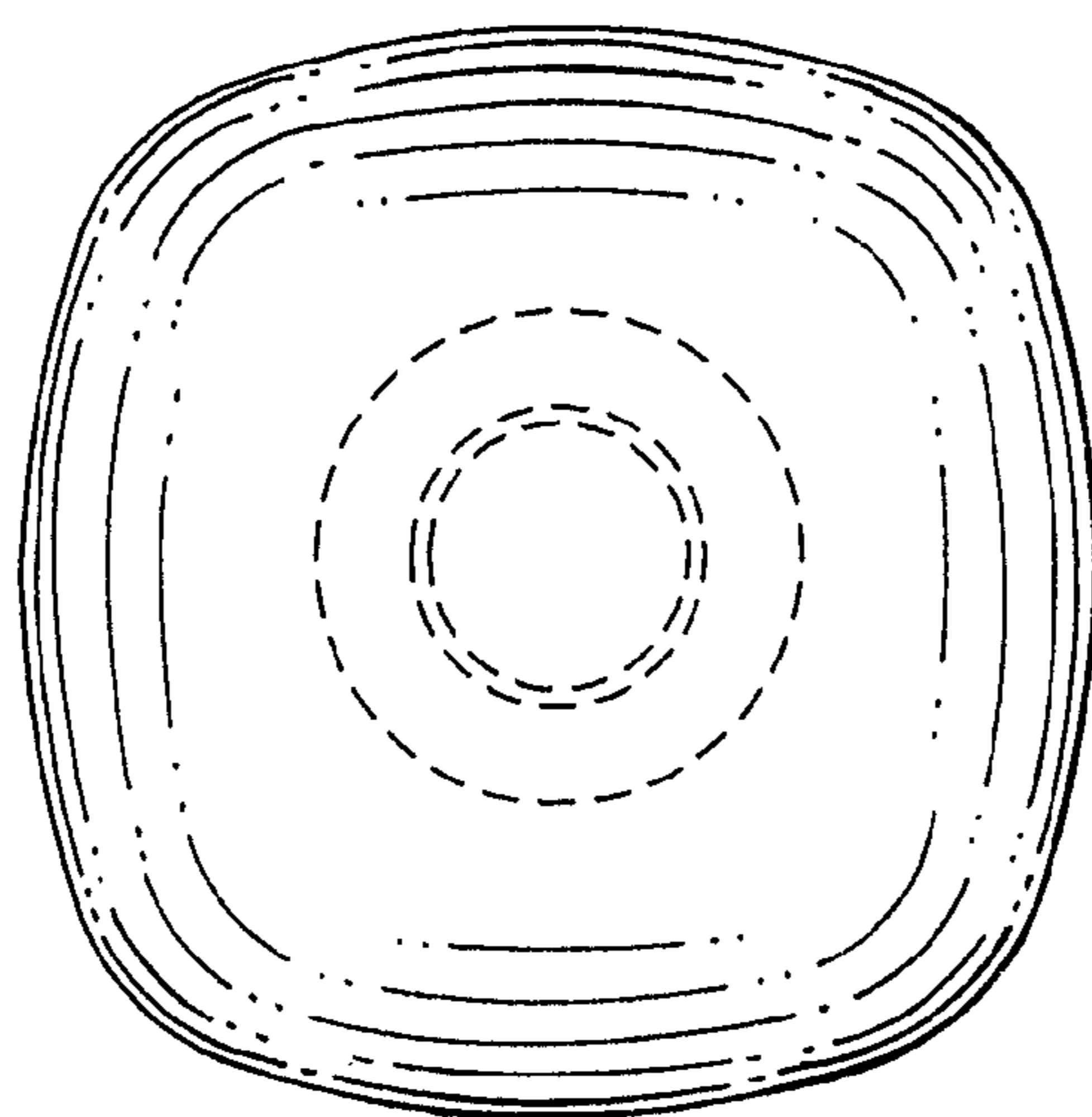


FIG. 1

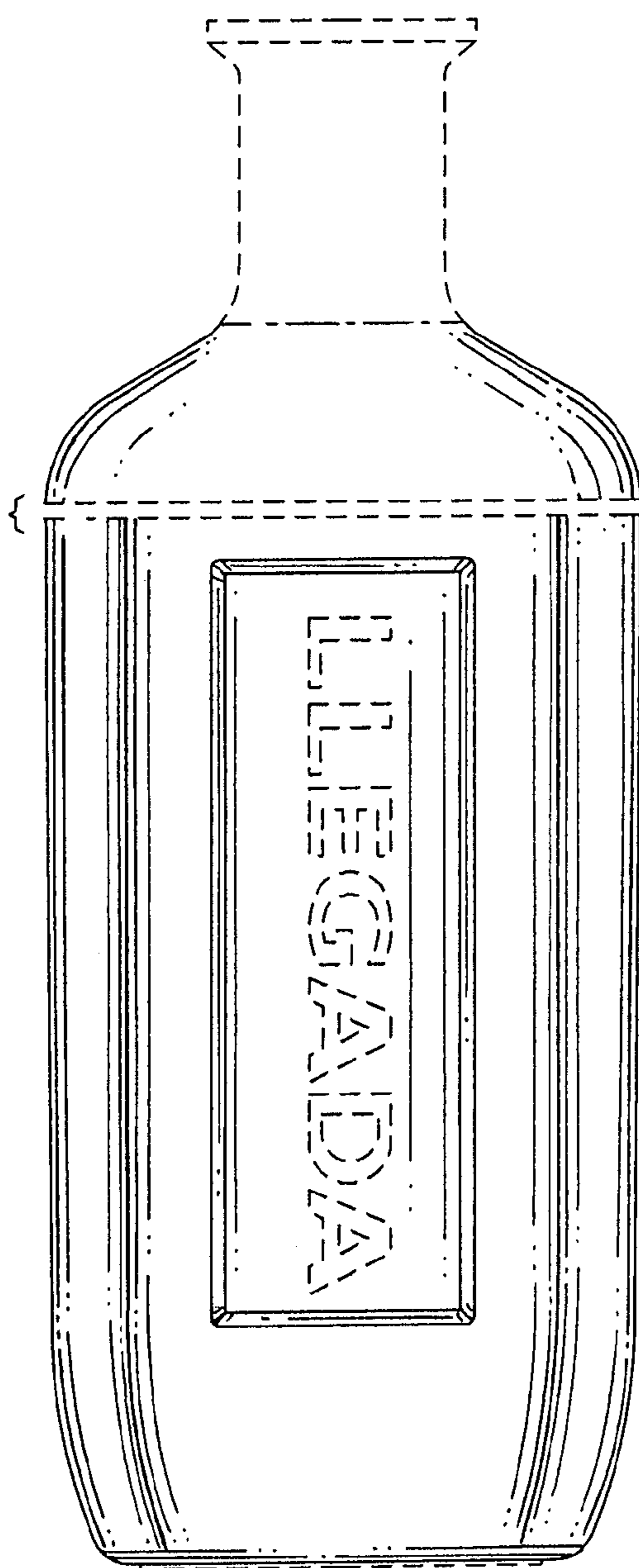


FIG. 2

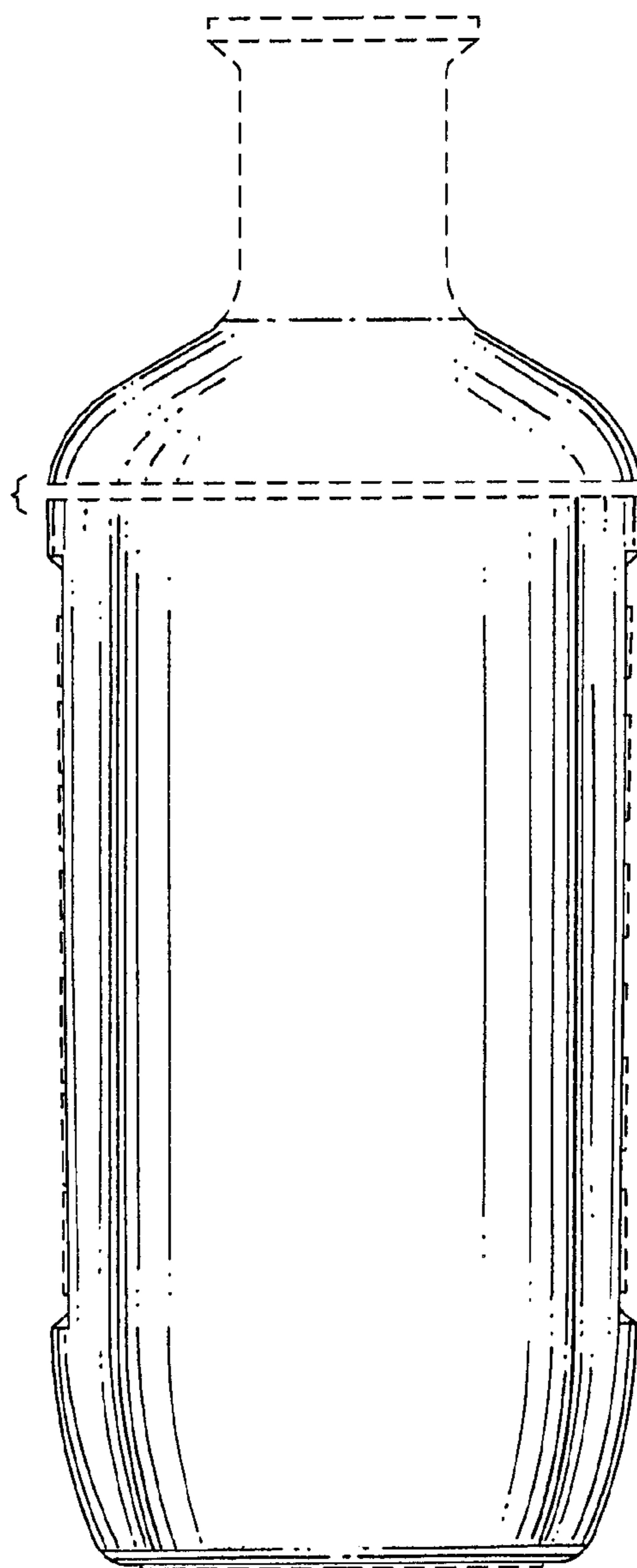


FIG. 3

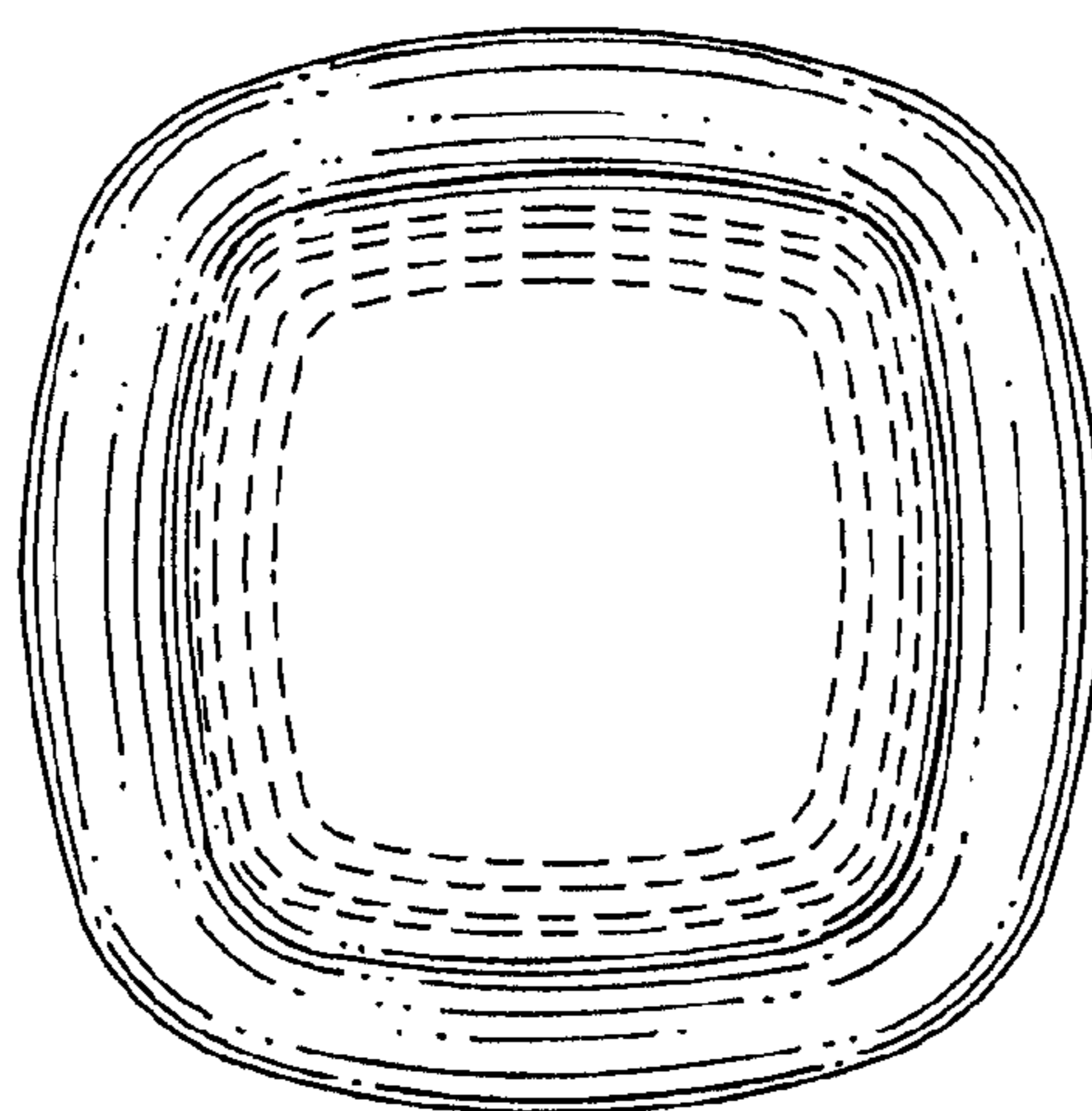


FIG. 4




FIG. 5