



US00D696950S

(12) **United States Design Patent**
Tanaka et al.

(10) **Patent No.:** **US D696,950 S**
(45) **Date of Patent:** **** Jan. 7, 2014**

(54) **BOTTLE**

(75) Inventors: **Hideki Tanaka**, Tokyo (JP); **Yoshiharu Tsukino**, Kyoto (JP); **Yuzuru Sakano**, Kyoto (JP); **Yoshihiro Usami**, Kyoto (JP)

(73) Assignee: **Takara Shuzo Co., Ltd.**, Kyoto (JP)

(**) Term: **14 Years**

(21) Appl. No.: **29/410,118**

(22) Filed: **Jan. 4, 2012**

Related U.S. Application Data

(62) Division of application No. 29/382,859, filed on Jan. 7, 2011, now Pat. No. Des. 653,949.

(30) **Foreign Application Priority Data**

Nov. 30, 2010 (JP) 2010-028562
Nov. 30, 2010 (JP) 2010-028563
Nov. 30, 2010 (JP) 2010-028564
Nov. 30, 2010 (JP) 2010-028565

(51) **LOC (10) Cl.** **09-01**

(52) **U.S. Cl.**
USPC **D9/516; D9/418; D9/551**

(58) **Field of Classification Search**
USPC D9/500, 502-505, 516, 537, 539,
D9/544-545, 549, 58, 574-575, 682, 686,
D9/688-693, 551, 564; 215/379, 382-384,
215/370-371; 220/660, 662, 669, 675

See application file for complete search history.

(56) **References Cited**

U.S. PATENT DOCUMENTS

D87,142 S * 6/1932 Barbiers D9/567
D226,703 S * 4/1973 Broadhead D9/529
D227,002 S * 5/1973 Broadhead D9/529
D368,860 S * 4/1996 Mansau D9/545
D408,731 S * 4/1999 Taylor et al. D9/669
D449,531 S 10/2001 Cooley

(Continued)

FOREIGN PATENT DOCUMENTS

JP 1046535 8/1999
JP 1071929 5/2000

(Continued)

Primary Examiner — Terry Wallace
Assistant Examiner — Dana L Meyrow

(74) *Attorney, Agent, or Firm* — Muncy, Geissler, Olds & Lowe, PLLC

(57) **CLAIM**

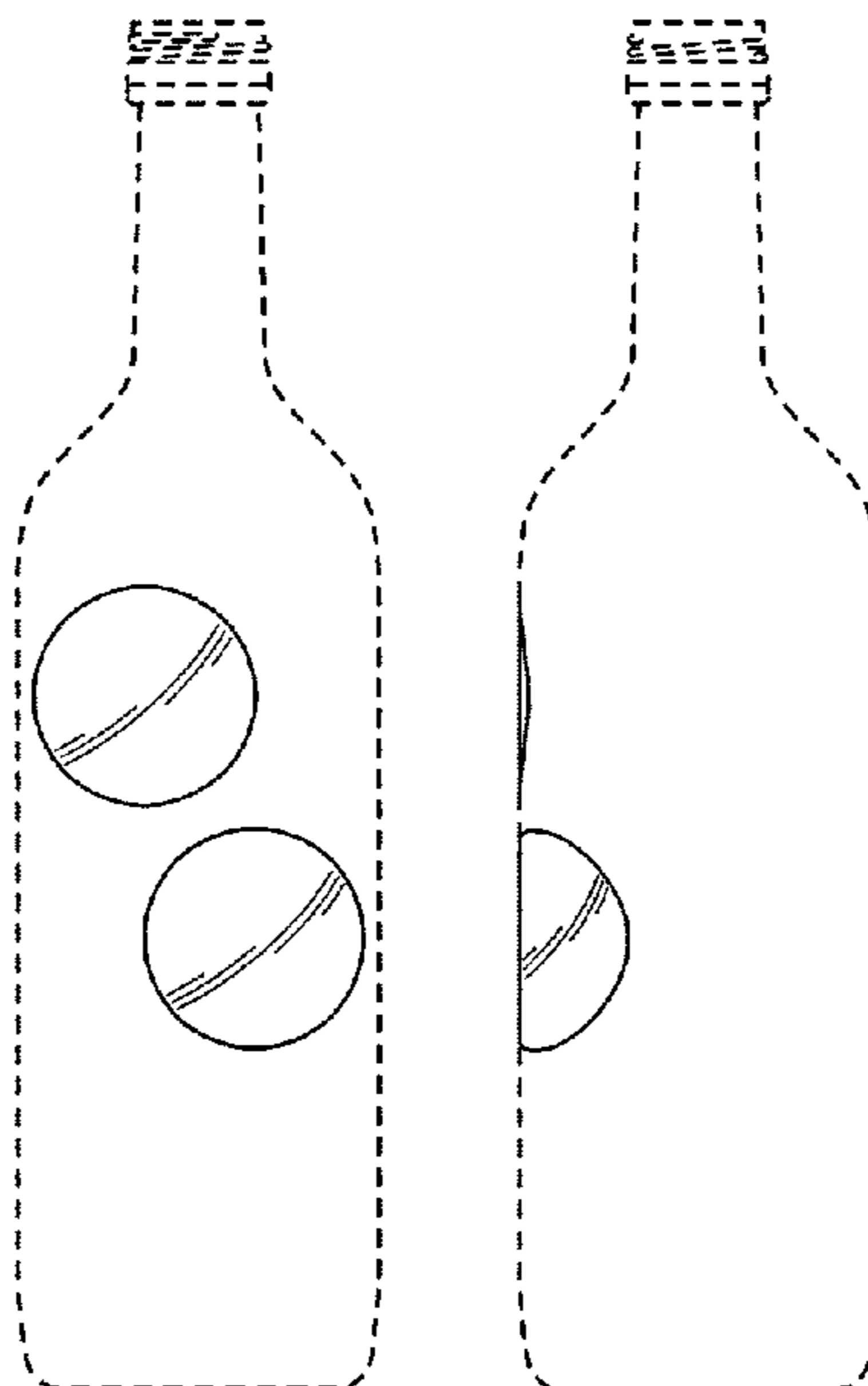
The ornamental design for a bottle, as shown and described.

DESCRIPTION

FIG. 1 is a front elevation view of a bottle according to the present invention;
FIG. 2 is a rear elevation view thereof;
FIG. 3 is a left side elevation view thereof;
FIG. 4 is a right side elevation view thereof;
FIG. 5 is a top plan view thereof;
FIG. 6 is a bottom plan view thereof;
FIG. 7 is a slice-section view taken along the lines 7-7 in FIG. 5; and,
FIG. 8 is a top perspective view thereof.

The dashed lines illustrate environment that does not form a part of the present invention, and no claim is made to the material illustrated with dashed lines.

1 Claim, 2 Drawing Sheets



(56)

References Cited

FOREIGN PATENT DOCUMENTS

U.S. PATENT DOCUMENTS

D480,628 S * 10/2003 Altonen et al. D9/694
D499,019 S * 11/2004 Sagmeister et al. D9/418
D510,083 S * 9/2005 Kasden D14/207
D543,459 S * 5/2007 Konieczny D9/505
D552,420 S * 10/2007 Liu D7/509
D608,650 S * 1/2010 Eisen D9/545
D653,949 S * 2/2012 Tanaka et al. D9/500
D655,610 S * 3/2012 Rice et al. D9/529
D656,824 S * 4/2012 Haile D9/503

JP 1110359 3/2001
JP 1138424 4/2002
JP 1166487 3/2003
JP 1166497 3/2003
JP 1167600 3/2003
JP 1179554 7/2003
JP 1179558 7/2003
WO DM/076248 * 6/2011

* cited by examiner

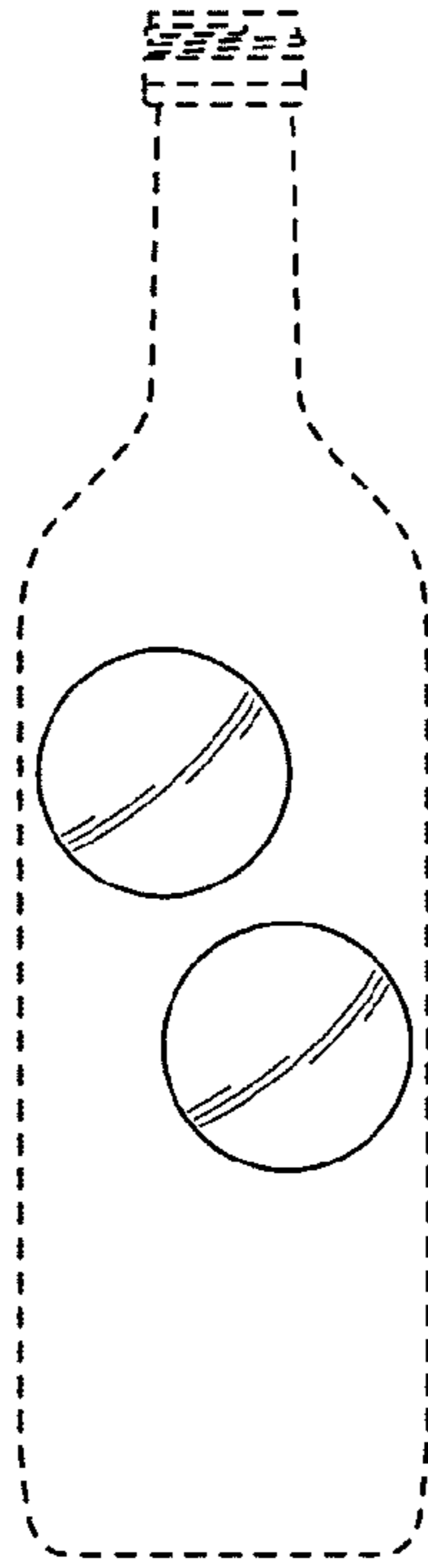


FIG. 1




FIG. 2

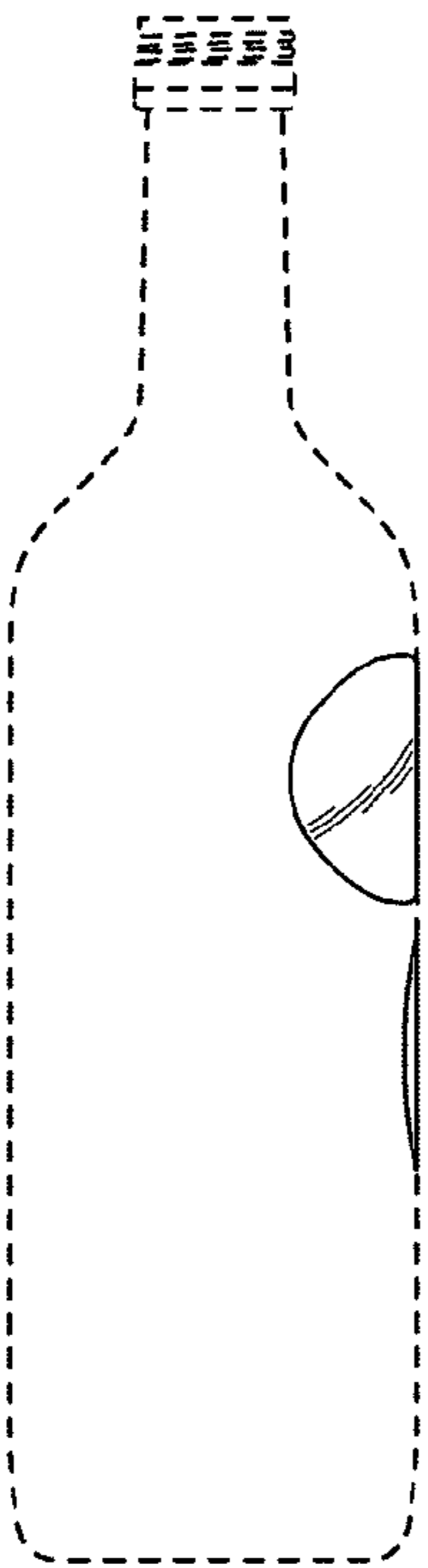


FIG. 3

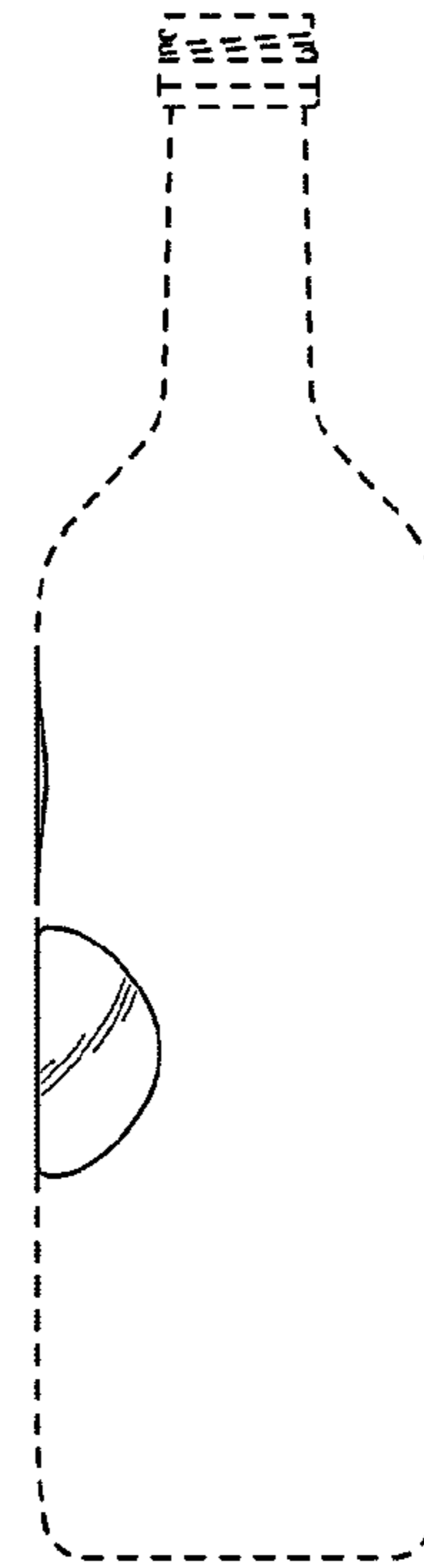


FIG. 4

