

US00D696942S

(12) **United States Design Patent**  
**Kim**

(10) **Patent No.:** **US D696,942 S**  
(45) **Date of Patent:** **\*\* Jan. 7, 2014**

- (54) **LID OF CUP**
- (71) Applicant: **K & Lab Co., Ltd.**, Anyang-si (KR)
- (72) Inventor: **Sung Il Kim**, Yongin-si (KR)
- (73) Assignee: **K & Lab Co., Ltd.**, Anyang-Si, Gyeonggi-Do (KR)
- (\*\*) Term: **14 Years**
- (21) Appl. No.: **29/452,704**
- (22) Filed: **Apr. 19, 2013**

- (30) **Foreign Application Priority Data**  
Oct. 25, 2012 (KR) ..... 30-2012-0050882
- (51) **LOC (10) Cl.** ..... **09-07**
- (52) **U.S. Cl.**  
USPC ..... **D9/447**
- (58) **Field of Classification Search**  
USPC ..... D9/449, 447, 438, 435, 434; D7/510, D7/511, 396.2, 392.1; 229/906.1; 220/812, 220/713, 268, 254.9, 254.3, 253  
See application file for complete search history.

- (56) **References Cited**  
**U.S. PATENT DOCUMENTS**  
D287,919 S \* 1/1987 Clements ..... D7/392.1  
D320,559 S \* 10/1991 Olson ..... D9/439  
5,509,568 A \* 4/1996 Warden et al. .... 220/711

D415,651 S *	10/1999	Trombly	.....	D7/392.1
D417,845 S *	12/1999	Sadlier et al.	.....	D9/447
D474,068 S *	5/2003	Fujii et al.	.....	D7/392.1
D539,650 S *	4/2007	Smith et al.	.....	D9/454
D543,777 S *	6/2007	Seum et al.	.....	D7/392.1
D631,284 S *	1/2011	Fuller	.....	D7/392.1
D649,878 S *	12/2011	Weiss	.....	D9/447
D655,160 S *	3/2012	Daniel	.....	D9/447
D657,670 S *	4/2012	Folos et al.	.....	D9/447
D658,057 S *	4/2012	Donat	.....	D9/447
D660,696 S *	5/2012	Weiss	.....	D9/447
2006/0071008 A1 *	4/2006	Sadlier	.....	220/713
2008/0011762 A1 *	1/2008	Boone	.....	220/713
2011/0139800 A1 *	6/2011	Urban	.....	220/713

\* cited by examiner

*Primary Examiner* — Susan Bennett Hattan  
(74) *Attorney, Agent, or Firm* — Kile Park Reed & Houtteman PLLC

(57) **CLAIM**  
I claim, the ornamental design for a lid of cup, as shown and described.

**DESCRIPTION**  
FIG. 1 is a top and front perspective view of a lid of cup, showing my new design;  
FIG. 2 is a front view thereof;  
FIG. 3 is a rear view thereof;  
FIG. 4 is a left side view thereof;  
FIG. 5 is a right side view thereof;  
FIG. 6 is a top view thereof; and,  
FIG. 7 is a bottom view thereof.

**1 Claim, 4 Drawing Sheets**






FIG 1



FIG 2




FIG 3




FIG 4






FIG 5




FIG 6




FIG 7

