



US00D696936S

(12) **United States Design Patent**  
**Radau et al.**

(10) **Patent No.:** **US D696,936 S**  
(45) **Date of Patent:** **\*\* Jan. 7, 2014**

- (54) **PACKAGE FOR A SCOPE**
- (71) Applicant: **Carl Zeiss Sports Optics GmbH,**  
Wetzlar (DE)
- (72) Inventors: **Nils Radau, Salzburg (AT); Fabian Vogl, Salzburg (AT)**
- (73) Assignee: **Carl Zeiss Sports Optics GmbH,**  
Wetzlar (DE)
- (\*\*) Term: **14 Years**
- (21) Appl. No.: **29/443,019**
- (22) Filed: **Jan. 11, 2013**
- (51) **LOC (10) Cl.** ..... **09-03**
- (52) **U.S. Cl.**  
USPC ..... **D9/418**
- (58) **Field of Classification Search**  
USPC ..... D9/415, 414, 416, 418, 419, 428, 442,  
D9/447, 430, 432-433, 456, 424, 503, 501,  
D9/695, 696, 697, 699, 690, 686, 688, 689,  
D9/711, 715, 721, 710, 718, 736, 740, 743,  
D9/744, 749, 757, 767, 772, 781, 753, 742,  
D9/739, 72, 445, 529; 206/395, 397-398,  
206/223, 736, 756, 495, 349, 760, 541,  
206/784; 229/395, 938, 902, 409, 125.05,  
229/116.1; D7/602, 608, 607, 615, 611,  
D7/612, 619.1, 598; 446/71  
See application file for complete search history.

- D558,571 S \* 1/2008 Andre et al. .... D9/432
- D641,259 S \* 7/2011 Wilson et al. .... D9/751
- D683,618 S \* 6/2013 Shirosawa ..... D9/424
- 2010/0264058 A1\* 10/2010 Krause ..... 206/745

\* cited by examiner

*Primary Examiner* — Robert M Spear

*Assistant Examiner* — Rhea Shields

(74) *Attorney, Agent, or Firm* — Walter Ottesen P.A.

(57) **CLAIM**

The ornamental design for a package for a scope, as shown and described.

**DESCRIPTION**

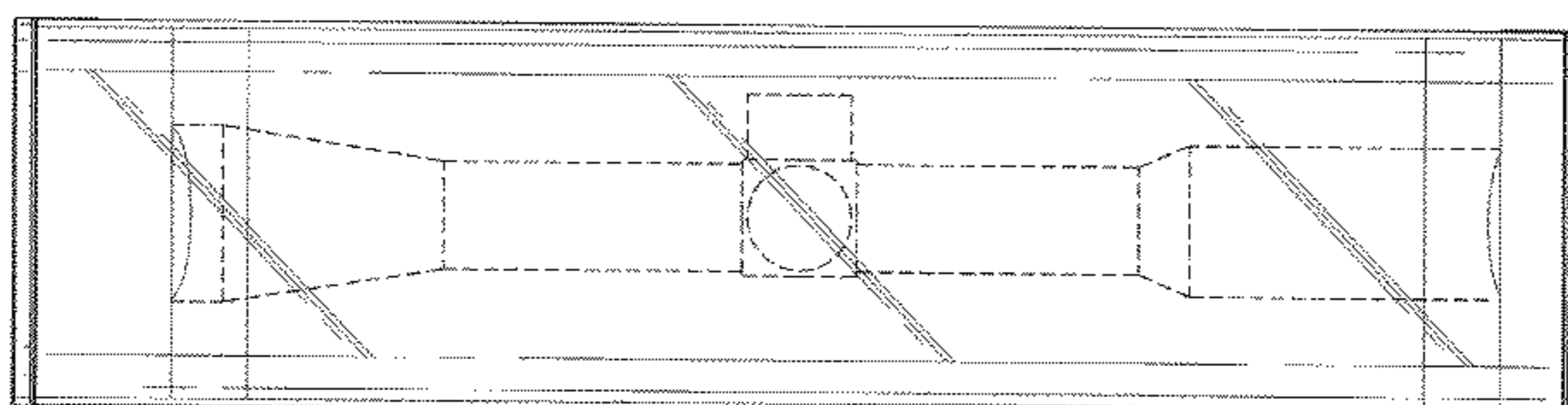
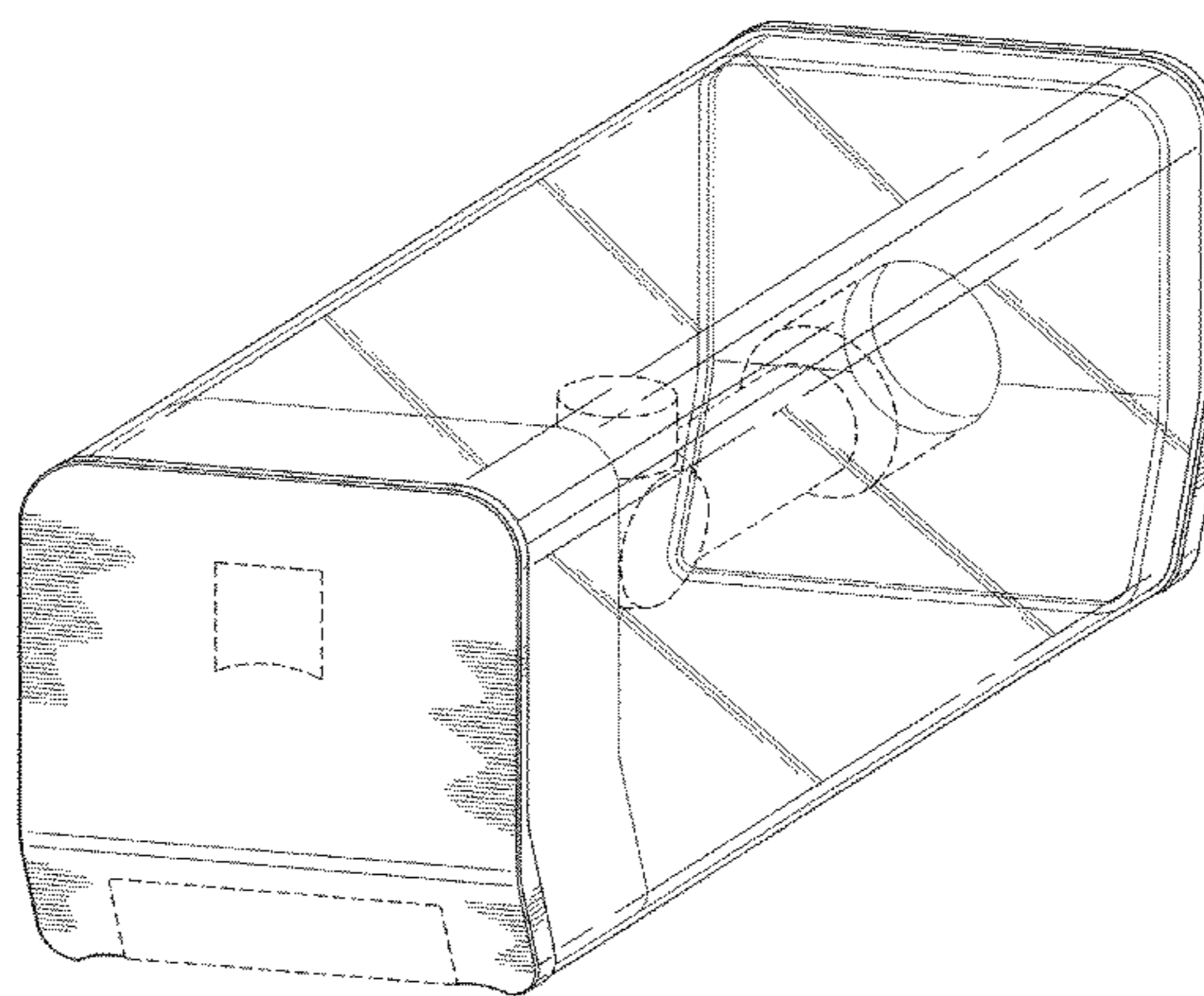
FIG. 1 is a reduced in size perspective view of the package for a scope of our new design;  
 FIG. 2 is a right side elevation view of the package for a scope of FIG. 1;  
 FIG. 3 is a left side elevation view of the package for a scope of FIG. 1;  
 FIG. 4 is a top plan view of the package for a scope of FIG. 1;  
 FIG. 5 is a bottom plan view of the package for a scope of FIG. 1;  
 FIG. 6 is a front elevation view of the package for a scope of FIG. 1; and,  
 FIG. 7 is a rear elevation view of the package for a scope of FIG. 1.  
 The broken lines in the figures illustrate unclaimed environment only and form no part of the claimed design.

(56) **References Cited**

**U.S. PATENT DOCUMENTS**

- D480,961 S \* 10/2003 Deadman ..... D9/414

**1 Claim, 4 Drawing Sheets**



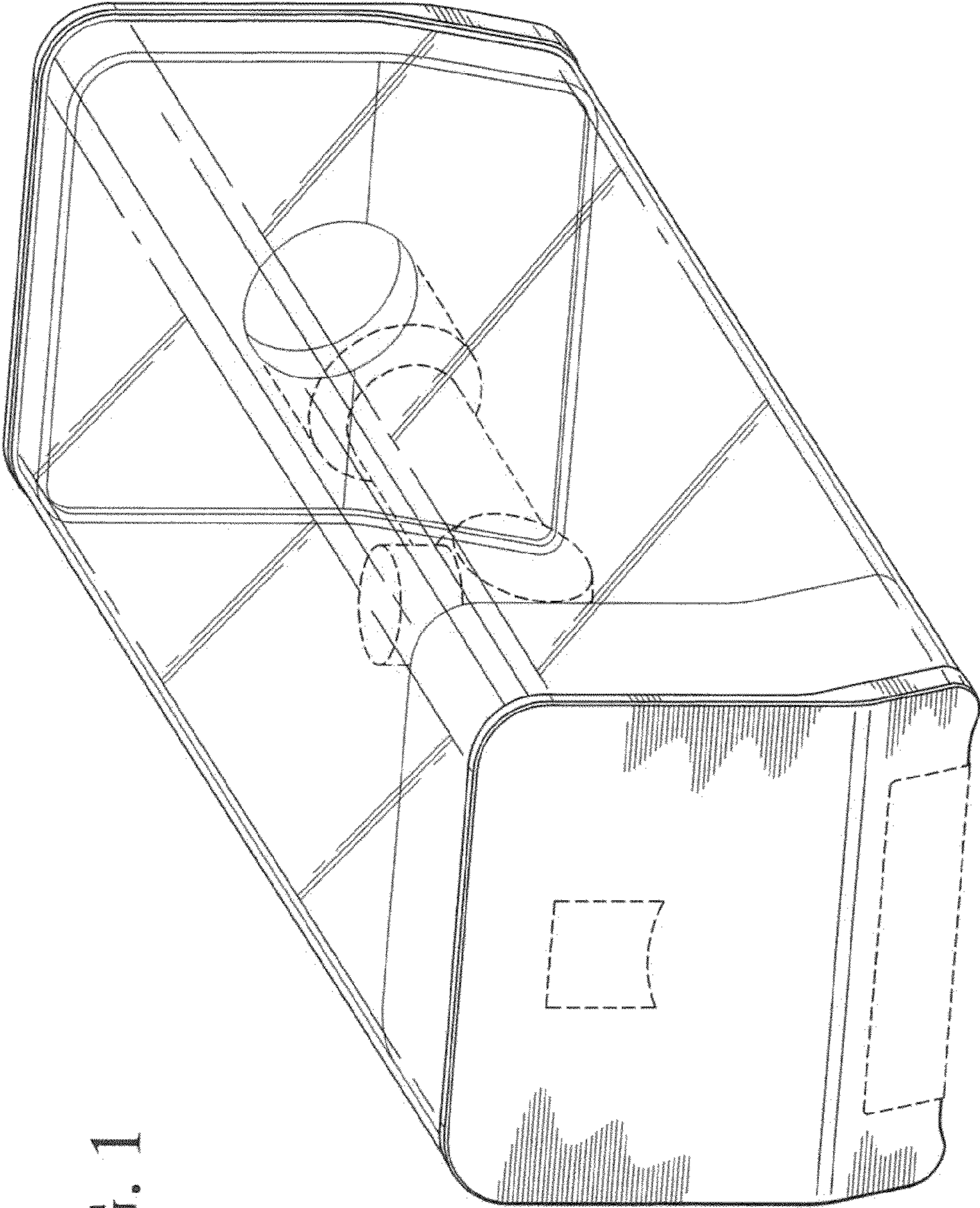


FIG. 1

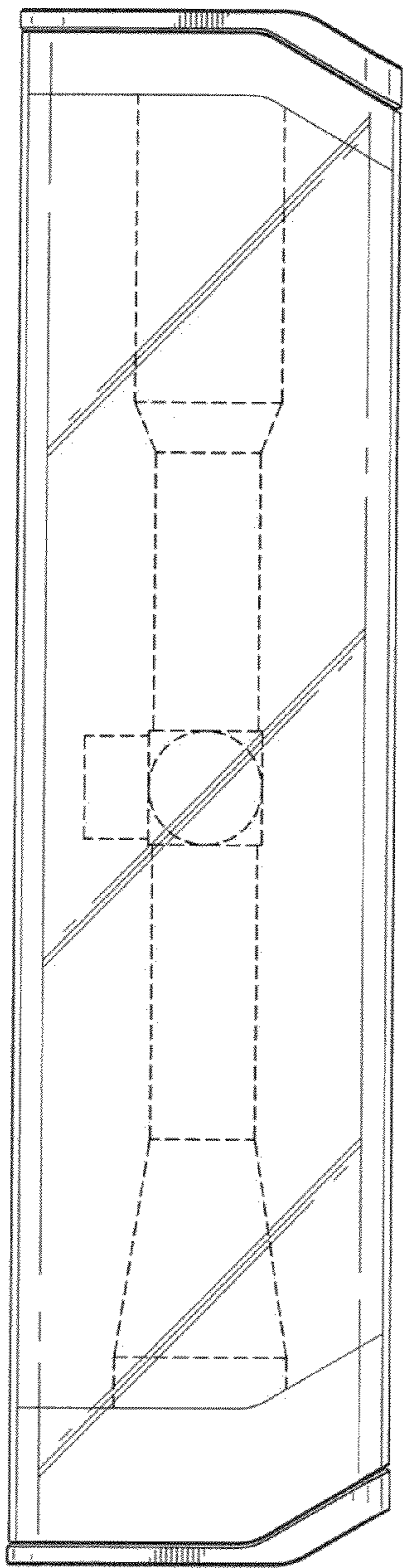


FIG. 2

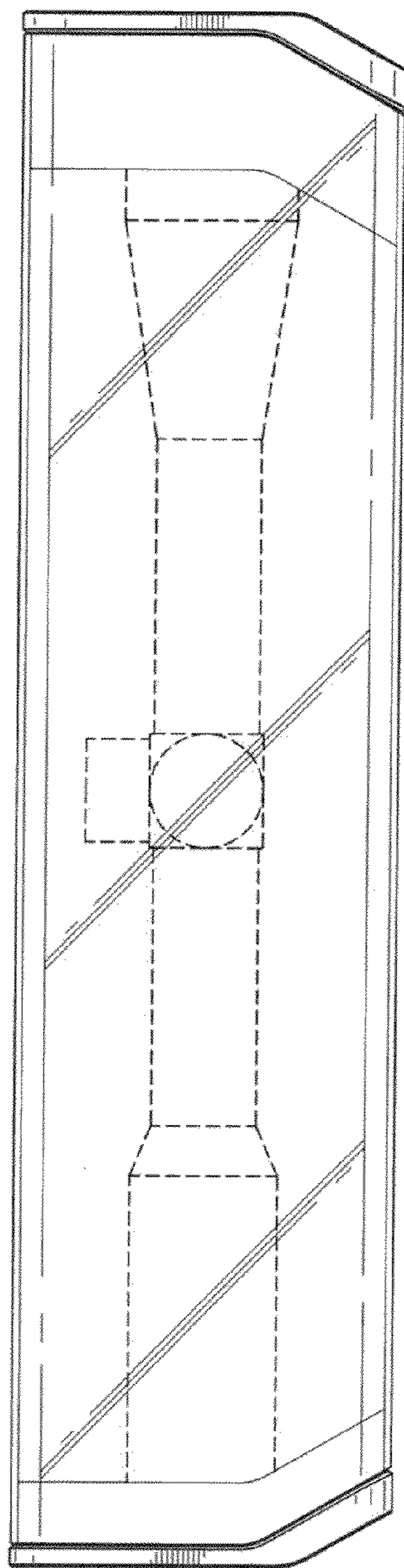


FIG. 3

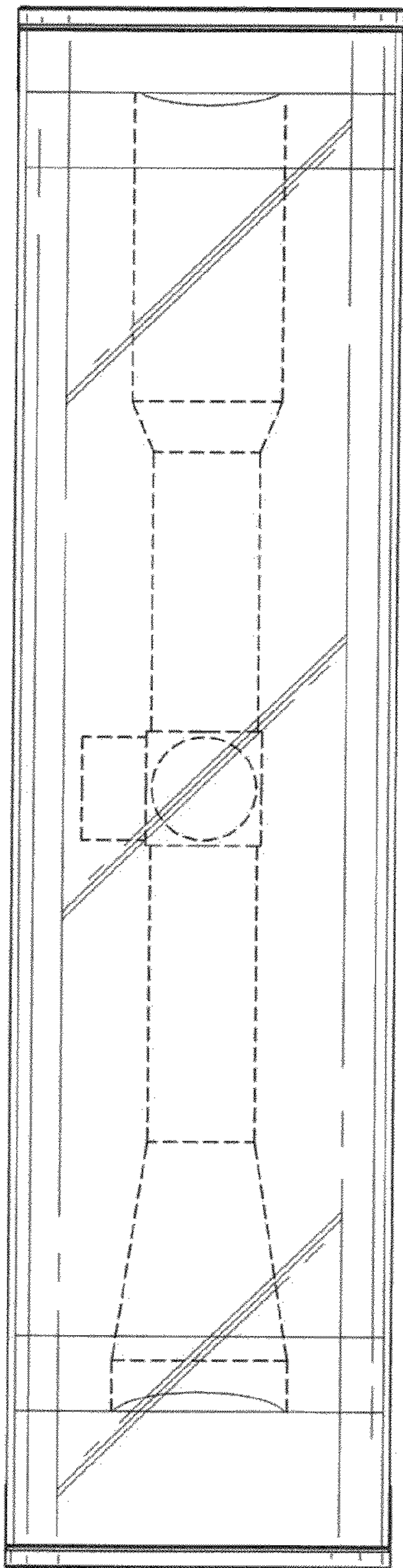


FIG. 4

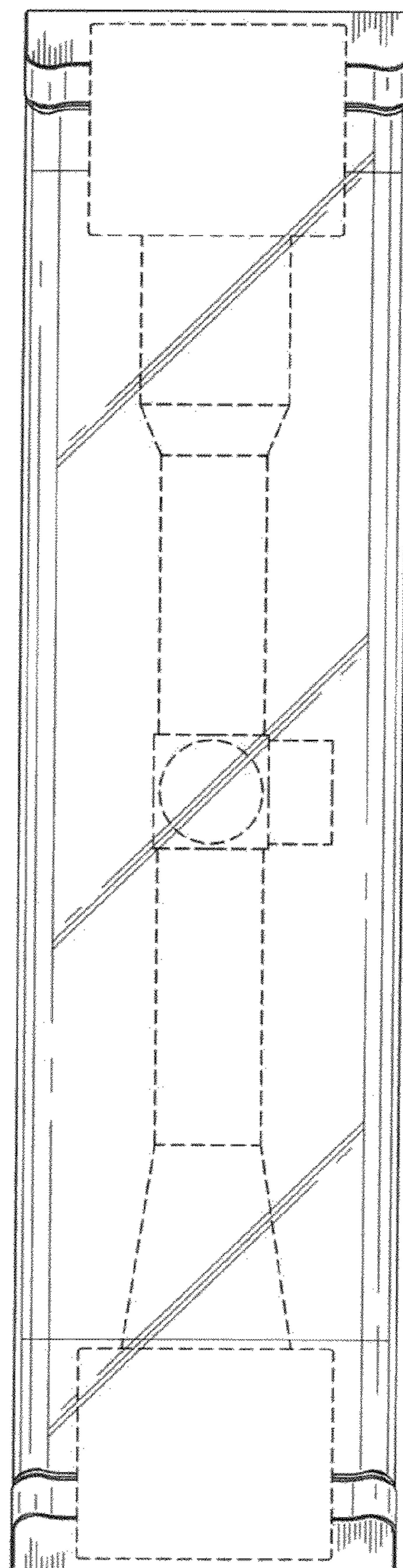


FIG. 5

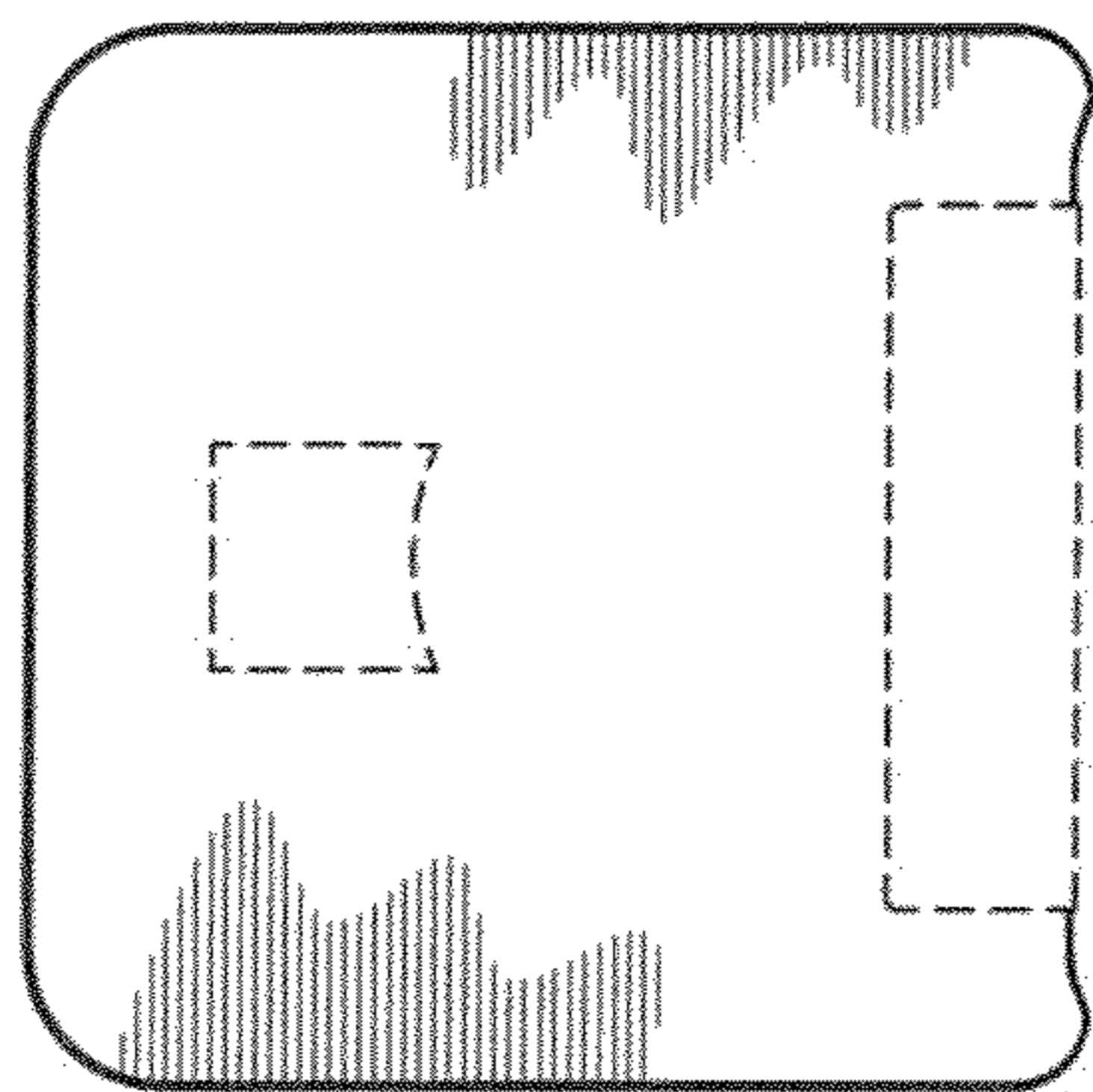


FIG. 6

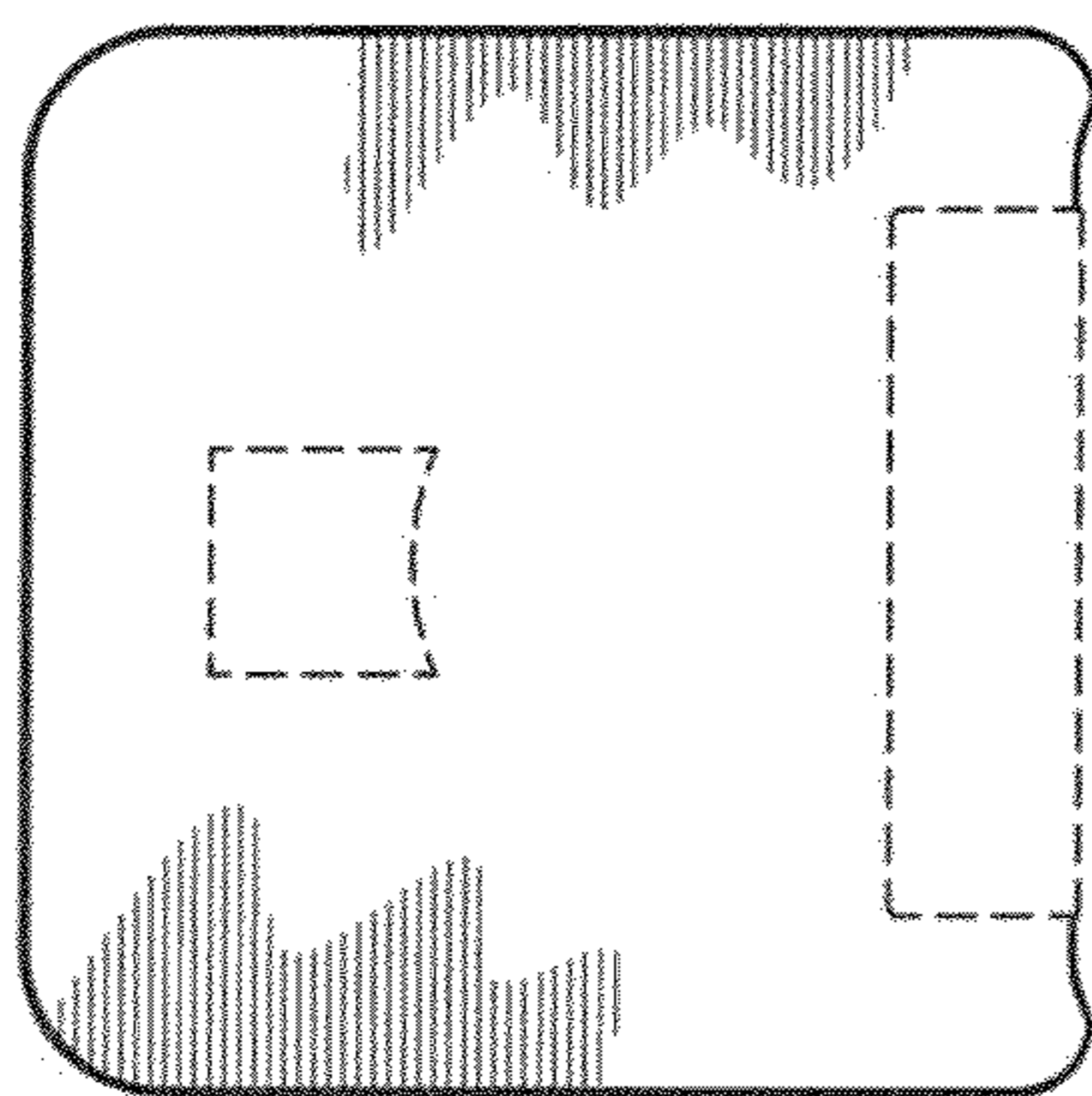


FIG. 7