

US00D696894S

(12) **United States Design Patent**
Meda et al.

(10) **Patent No.:** **US D696,894 S**
(45) **Date of Patent:** **** Jan. 7, 2014**

(54) **INDUCTION COOKER**

(75) Inventors: **Samuele Meda**, Porcia (IT); **Jan Civrtnik**, Porcia (IT)

(73) Assignee: **Electrolux Home Products Corporation N.V.** (BE)

(**) Term: **14 Years**

(21) Appl. No.: **29/419,620**

(22) Filed: **Apr. 30, 2012**

(30) **Foreign Application Priority Data**

Oct. 28, 2011 (EM) 001939323

(51) **LOC (10) Cl.** **07-02**

(52) **U.S. Cl.**
USPC **D7/346**

(58) **Field of Classification Search**

USPC D7/323, 336, 337, 339, 340, 346, 347, D7/348, 402-409, 387; D14/126, 335, D14/336, 371; 126/39 A, 39 R, 39 J, 211, 126/214 A, 214 C, 217, 218, 215, 216, 126/152 R; 219/460.1-464.1, 506, 621, 622, 219/623, 624, 627, 480, 483, 445.1, 660, 219/665, 448.12; 431/10; 307/104; 99/340, 99/342, 339; 432/176

See application file for complete search history.

(56) **References Cited**

U.S. PATENT DOCUMENTS

3,567,906 A * 3/1971 Hurko 219/461.1
D230,390 S * 2/1974 Tyka et al. D7/346
4,816,647 A * 3/1989 Payne 219/448.12

D384,239 S * 9/1997 Wilsdorf D7/346
D386,945 S * 12/1997 Mendoza et al. D7/402
D506,637 S * 6/2005 Tanaka D7/346
D508,630 S * 8/2005 Grutzke et al. D7/346
D508,816 S * 8/2005 Tanaka D7/346
D509,095 S * 9/2005 Grutzke et al. D7/346
D509,096 S * 9/2005 Grutzke et al. D7/346
D542,597 S * 5/2007 Huxhold D7/407
D549,039 S * 8/2007 Tanaka D7/346
D563,716 S * 3/2008 Grey et al. D7/346
D568,673 S * 5/2008 Tanaka D7/346
D568,674 S * 5/2008 Tanaka D7/346
D606,358 S * 12/2009 Busalt et al. D7/346
2008/0185376 A1 * 8/2008 Gagas et al. 219/623
2009/0194527 A1 * 8/2009 Okada 219/624
2010/0176115 A1 * 7/2010 Tominaga et al. 219/445.1
2011/0192835 A1 * 8/2011 Lee et al. 219/621

* cited by examiner

Primary Examiner — Caron D Veynar

Assistant Examiner — Martie K Holtje

(74) *Attorney, Agent, or Firm* — Banner & Witcoff, Ltd.

(57) **CLAIM**

The ornamental design for an induction cooker, as shown and described.

DESCRIPTION

FIG. 1 is a perspective view of an induction cooker showing our new design;

FIG. 2 is a top view thereof;

FIG. 3 is a front view thereof;

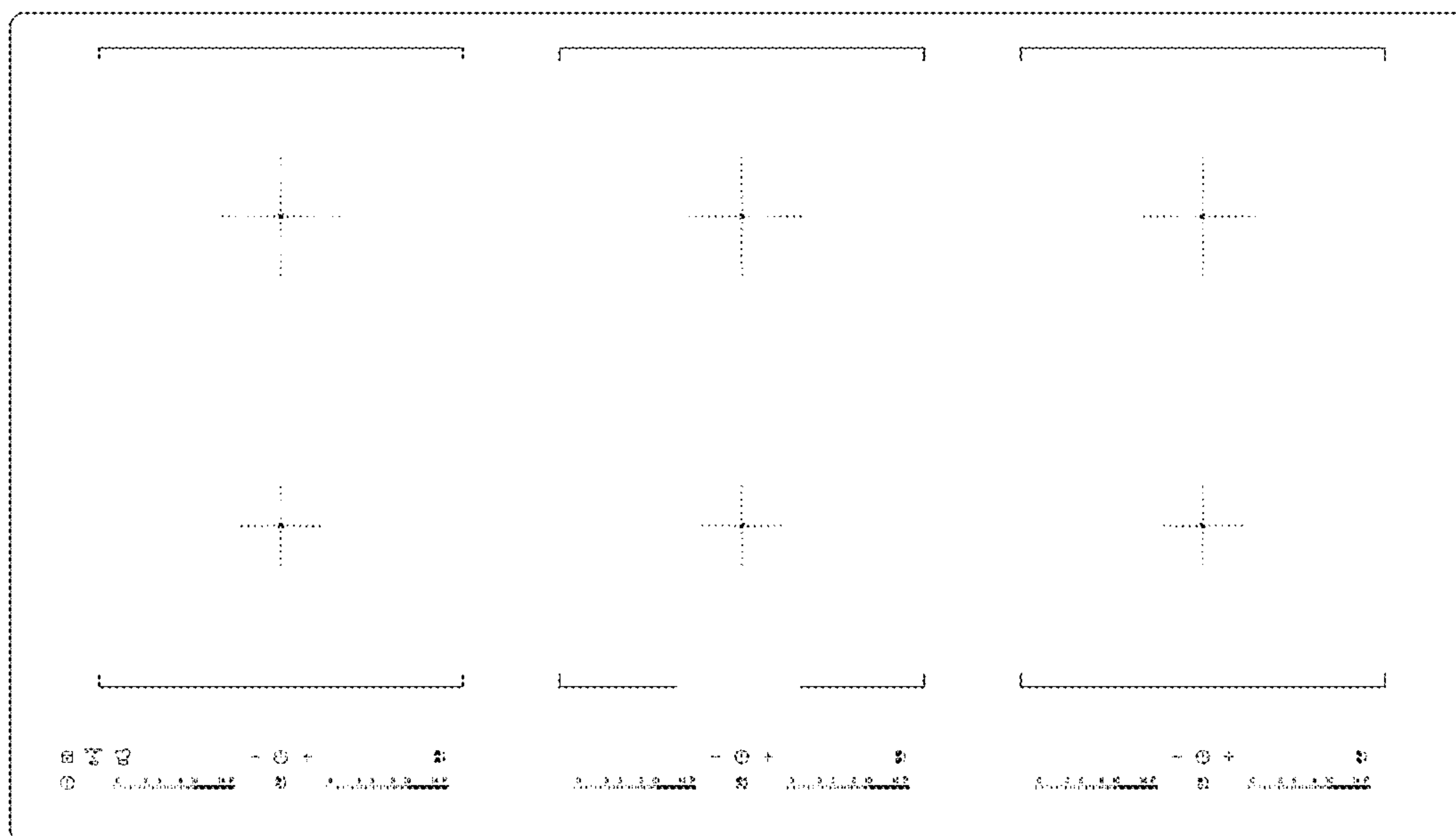
FIG. 4 is a rear view thereof;

FIG. 5 is a left side view thereof; and,

FIG. 6 is a right side view thereof.

The unshown bottom of the induction cooker forms no part of the claimed design.

1 Claim, 6 Drawing Sheets



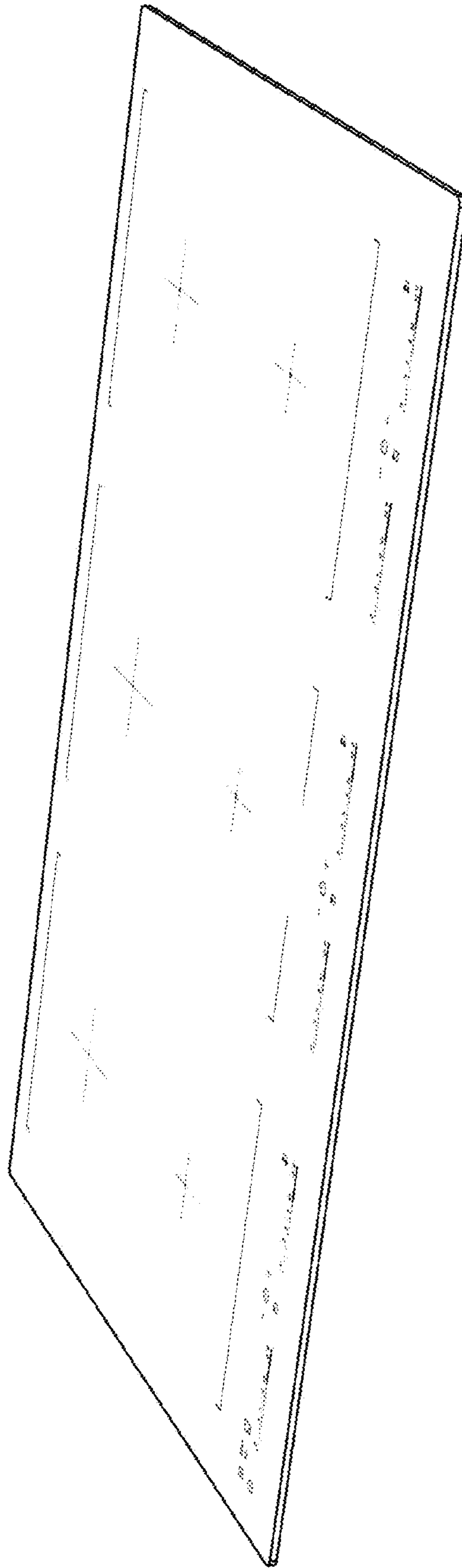


FIG. 1

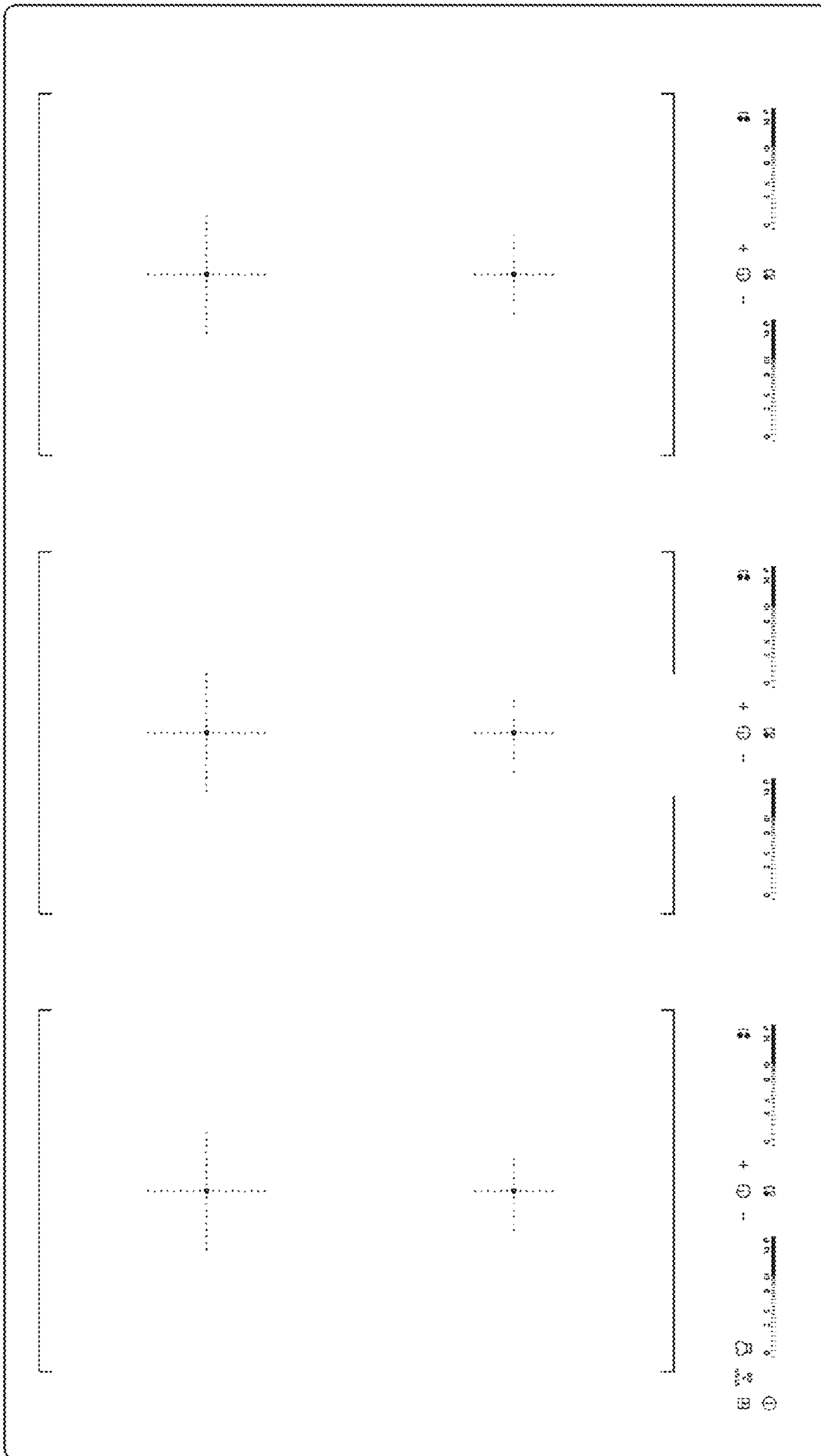


FIG. 2



FIG. 3



FIG. 4



FIG. 5



FIG. 6