



US00D696882S

(12) **United States Design Patent**
Clegg et al.

(10) **Patent No.:** **US D696,882 S**
(45) **Date of Patent:** **** Jan. 7, 2014**

- (54) **OUTER EDGE OF A TABLE TOP**
- (75) Inventors: **Frank Clegg**, Fruit Heights, UT (US);
Wendell Peery, Kaysville, UT (US)
- (73) Assignee: **Lifetime Products, Inc.**, Clearfield, UT (US)
- (**) Term: **14 Years**
- (21) Appl. No.: **29/430,617**
- (22) Filed: **Aug. 28, 2012**

Related U.S. Application Data

- (62) Division of application No. 29/403,313, filed on Oct. 4, 2011, now Pat. No. Des. 671,775.
 - (51) **LOC (10) Cl.** **06-06**
 - (52) **U.S. Cl.**
USPC **D6/707.24**
 - (58) **Field of Classification Search**
USPC D6/480-489, 495-499, 429, 511, 491,
D6/707.19, 707.24; 108/150, 153.1, 156,
108/157.1, 161, 115, 124, 125, 129, 132;
D25/119
- See application file for complete search history.

(56) **References Cited**

U.S. PATENT DOCUMENTS

2,879,119 A	3/1959	Bullock
D252,668 S	8/1979	Rudinski
D345,480 S	3/1994	Sandegren
D414,626 S	10/1999	Collins et al.
D419,332 S	1/2000	Collins et al.
D420,527 S	2/2000	Pinch et al.
6,058,853 A	5/2000	Pinch
6,112,674 A	9/2000	Stanford
D468,135 S	1/2003	Ashby et al.
D469,271 S	1/2003	Avrahami

D469,996 S	2/2003	Ashby
D470,352 S	2/2003	Strong
D485,719 S	1/2004	Ashby et al.
D486,329 S	2/2004	Strong et al.
D487,205 S	3/2004	Mower et al.
D488,337 S	4/2004	Strong
D489,557 S	5/2004	Strong et al.
D489,922 S	5/2004	Choi et al.
D489,924 S	5/2004	Luong
D490,261 S	5/2004	Astle et al.
6,752,091 B2	6/2004	Glover et al.
D495,909 S	9/2004	Astle
D498,622 S	11/2004	Neunzert
6,817,662 B2	11/2004	Winter et al.
D499,283 S	12/2004	Winter et al.
D501,103 S	1/2005	Ashby et al.
D502,028 S	2/2005	Ashby et al.
D506,631 S	6/2005	Astle
6,905,166 B2	6/2005	Zhurong et al.

(Continued)

OTHER PUBLICATIONS

U.S. Appl. No. 12/110,163, filed Apr. 25, 2008, VanNimwegen et al.

(Continued)

Primary Examiner — Janice Seeger

(74) *Attorney, Agent, or Firm* — Maschoff Brennan


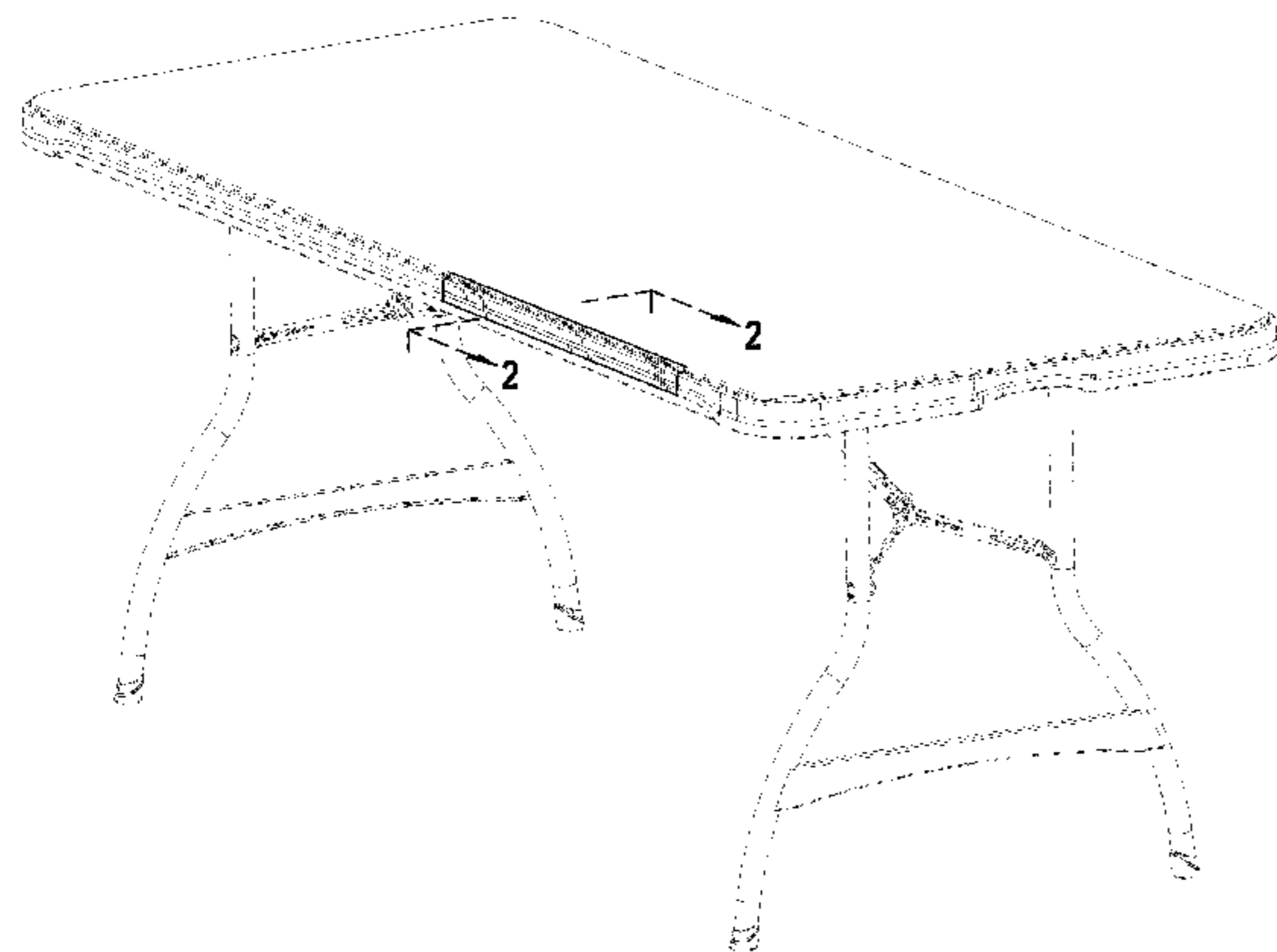
(57) **CLAIM**

The ornamental design for an outer edge of a table top, as shown and described.

DESCRIPTION

FIG. 1 is an upper perspective view of an outer edge of a table top; and, FIG. 2 is a cross sectional side view of the outer edge shown in FIG. 1 along lines 2-2. The broken lines shown in the figures are for illustrative purposes only and form no part of the claimed design.

1 Claim, 2 Drawing Sheets



(56)

References Cited

U.S. PATENT DOCUMENTS

D509,386	S	9/2005	Haney	
D511,471	S	11/2005	Cox	
D511,913	S	11/2005	Kearl et al.	
7,036,437	B2	5/2006	Choi et al.	
7,055,899	B2	6/2006	Zhurong et al.	
7,069,865	B2	7/2006	Strong et al.	
D526,887	S	8/2006	Remmers et al.	
7,096,799	B2	8/2006	Strong et al.	
7,111,563	B2	9/2006	Strong	
7,143,702	B2	12/2006	Stanford	
7,171,910	B2	2/2007	Neunzert et al.	
7,178,468	B2	2/2007	Winter et al.	
7,178,471	B2	2/2007	Strong et al.	
D543,094	S	5/2007	Remmers	
7,263,932	B2	9/2007	Winter et al.	
7,278,361	B2	10/2007	Zhurong et al.	
7,299,754	B2	11/2007	Stanford et al.	
7,331,297	B2	2/2008	Strong et al.	
7,373,889	B2	5/2008	Nye et al.	
7,461,601	B2	12/2008	Jin	
7,461,602	B2	12/2008	Stanford	
7,475,641	B2	1/2009	Jin	
7,475,643	B2	1/2009	Haney et al.	
7,475,644	B2	1/2009	Strong et al.	
7,571,686	B2	8/2009	Stanford	
7,634,970	B2	12/2009	Strong et al.	
D607,240	S *	1/2010	Clausen	D6/511
D607,242	S *	1/2010	Clausen	D6/511
7,644,667	B2	1/2010	Strong et al.	
7,707,947	B2	5/2010	Winter et al.	
7,735,915	B2	6/2010	Nye et al.	
7,757,617	B2	7/2010	Larcom et al.	

7,814,844	B2	10/2010	Haney et al.
D640,487	S	6/2011	Bennett
8,033,228	B2	10/2011	Haney et al.
8,042,475	B2	10/2011	Larcom et al.
D658,912	S	5/2012	Winter et al.
D659,450	S	5/2012	Winter et al.
D662,738	S	7/2012	Winter et al.
D667,659	S	9/2012	Winter et al.
D671,775	S	12/2012	Clegg et al.
2002/0092445	A1	7/2002	Glover et al.
2005/0005826	A1	1/2005	Strong et al.
2005/0029260	A1	2/2005	Sheng-Bin
2006/0196395	A1	9/2006	Lin et al.
2006/0219138	A1	10/2006	Lin et al.
2009/0114131	A1	5/2009	Haney et al.

OTHER PUBLICATIONS

U.S. Appl. No. 29/361,110, filed May 5, 2010, Bennett et al.
 U.S. Appl. No. 29/390,471, filed Apr. 25, 2011, Winter et al.
 U.S. Appl. No. 29/391,721, filed May 12, 2011, Bennett.
 U.S. Appl. No. 29/400,986, filed Sep. 5, 2011, Peery et al.
 U.S. Appl. No. 29/403,313, filed Oct. 4, 2011, Peery et al.
 U.S. Appl. No. 29/403,330, filed Oct. 4, 2011, Clegg et al.
 U.S. Appl. No. 29/403,327, filed Oct. 4, 2011, Winter et al.
 U.S. Appl. No. 29/403,330, filed Oct. 4, 2011, Peery et al.
 U.S. Appl. No. 29/403,332, filed Oct. 4, 2011, Winter et al.
 U.S. Appl. No. 13/270,141, filed Oct. 10, 2011, Haney et al.
 U.S. Appl. No. 29/411,483, filed Jan. 20, 2012, Winter et al.
 U.S. Appl. No. 29/412,781, filed Feb. 7, 2012, Nye et al.
 U.S. Appl. No. 29/412,786, filed Feb. 7, 2012, Nye et al.
 U.S. Appl. No. 29/415,705, filed Mar. 13, 2012, Johnson et al.
 U.S. Appl. No. 29/417,529, filed Apr. 4, 2012, Winter et al.

* cited by examiner

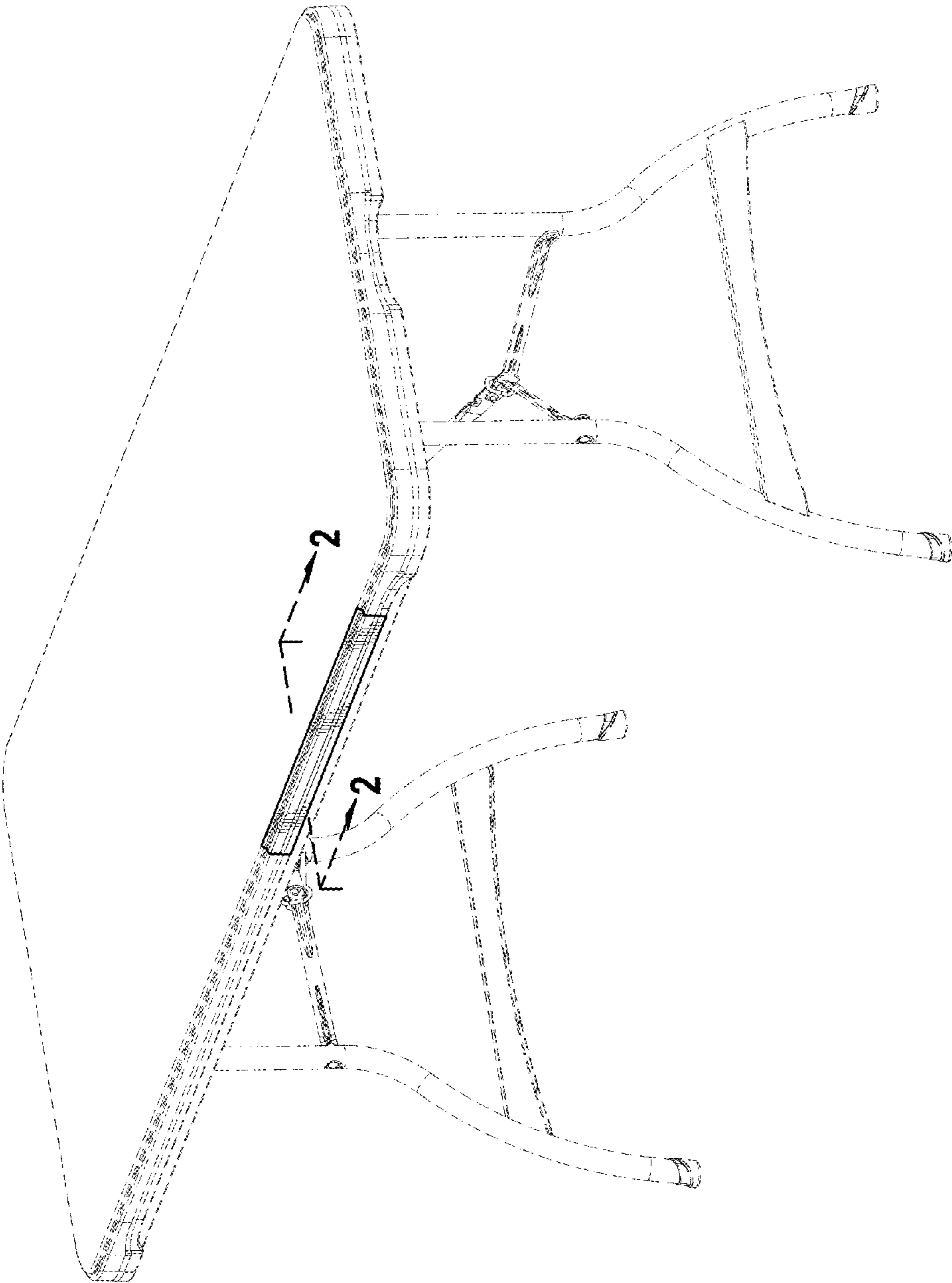


Fig. 1

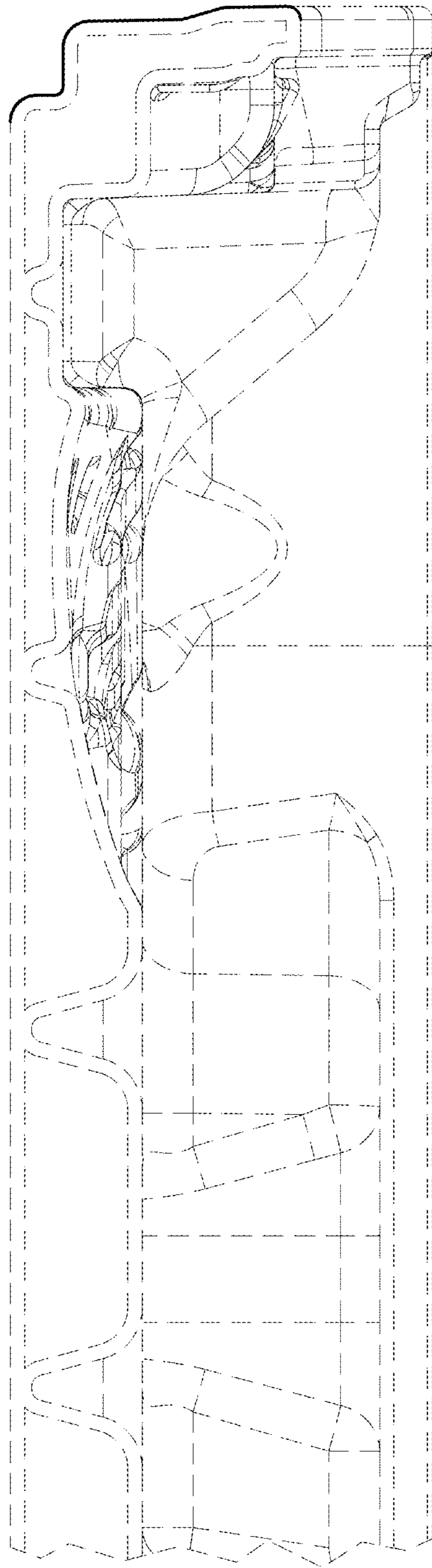


Fig. 2