



US00D696867S

(12) **United States Design Patent**
Jacob et al.

(10) **Patent No.:** **US D696,867 S**
(45) **Date of Patent:** **** Jan. 7, 2014**

(54) **MOLDED MASCARA BRUSH HEAD WITH CURVED TREE-SHAPED TEETH**

FOREIGN PATENT DOCUMENTS

(71) Applicants: **Christophe Jacob**,
Franqueville-Saint-Pierre (FR); **Herve F. Bouix**, New York, NY (US)

FR	2744608	8/1997
JP	10276828	10/1998
JP	2005144100	6/2005
JP	2010227296	10/2010

(72) Inventors: **Christophe Jacob**,
Franqueville-Saint-Pierre (FR); **Herve F. Bouix**, New York, NY (US)

OTHER PUBLICATIONS

PCT Int'l Search Report; International Application No. PCT/US2012/051889; Completion Date: Jan. 24, 2013; Mailing Date: Jan. 24, 2013.

(73) Assignee: **ELC Management LLC**, Melville, NY (US)

(Continued)

(**) Term: **14 Years**

Primary Examiner — Austin Murphy

(74) *Attorney, Agent, or Firm* — Martin W. Haerter

(21) Appl. No.: **29/440,800**

(22) Filed: **Dec. 27, 2012**

(57) **CLAIM**

(51) **LOC (10) Cl.** **04-02**

The ornamental design for a molded mascara brush head with curved tree-shaped teeth, substantially as shown and described.

(52) **U.S. Cl.**

USPC **D4/128**

(58) **Field of Classification Search**

USPC D4/128, 129, 131, 136, 138, 108, 109, D4/119; D32/35, 51; 15/104.5, 104.16, 15/104.2, 104.31, 104.32, 164, 165, 206; D28/65; D7/682; 452/298, 458

DESCRIPTION

See application file for complete search history.

FIG. 1 is a top, front and left side perspective view of our new design for a mascara brush head;
FIG. 2 is a top plan view of the mascara brush head shown in FIG. 1;
FIG. 3 is a bottom plan view of the mascara brush head shown in FIG. 1;
FIG. 4 is a left side elevation view of the mascara brush head shown in FIG. 1;
FIG. 5 is a right side elevation view of the mascara brush head shown in FIG. 1;
FIG. 6 is a rear elevation view of the mascara brush head shown in FIG. 1; and,
FIG. 7 is a front elevation view of the mascara brush head shown in FIG. 1.
The broken lines showing a partial stem rod illustrate environmental structure that forms no part of the claimed design.

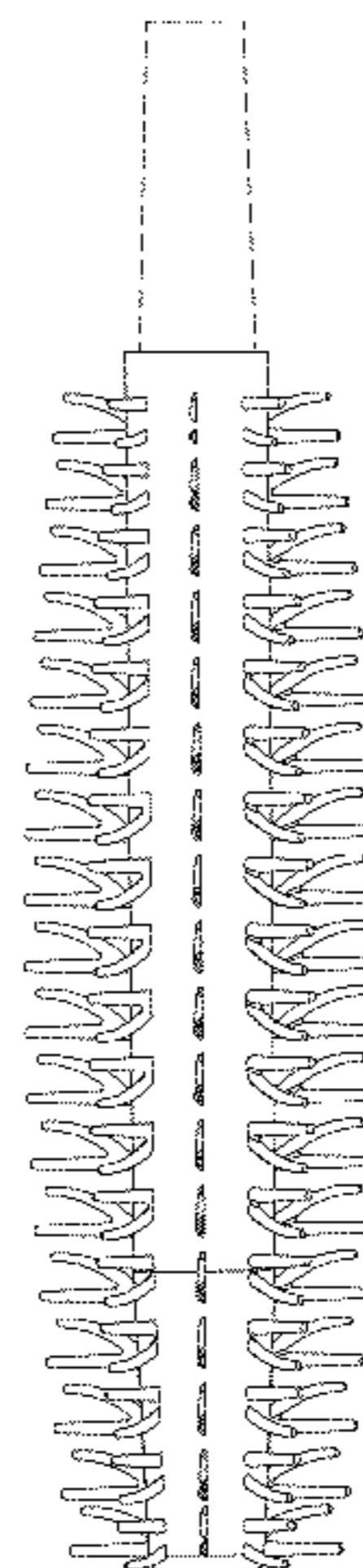
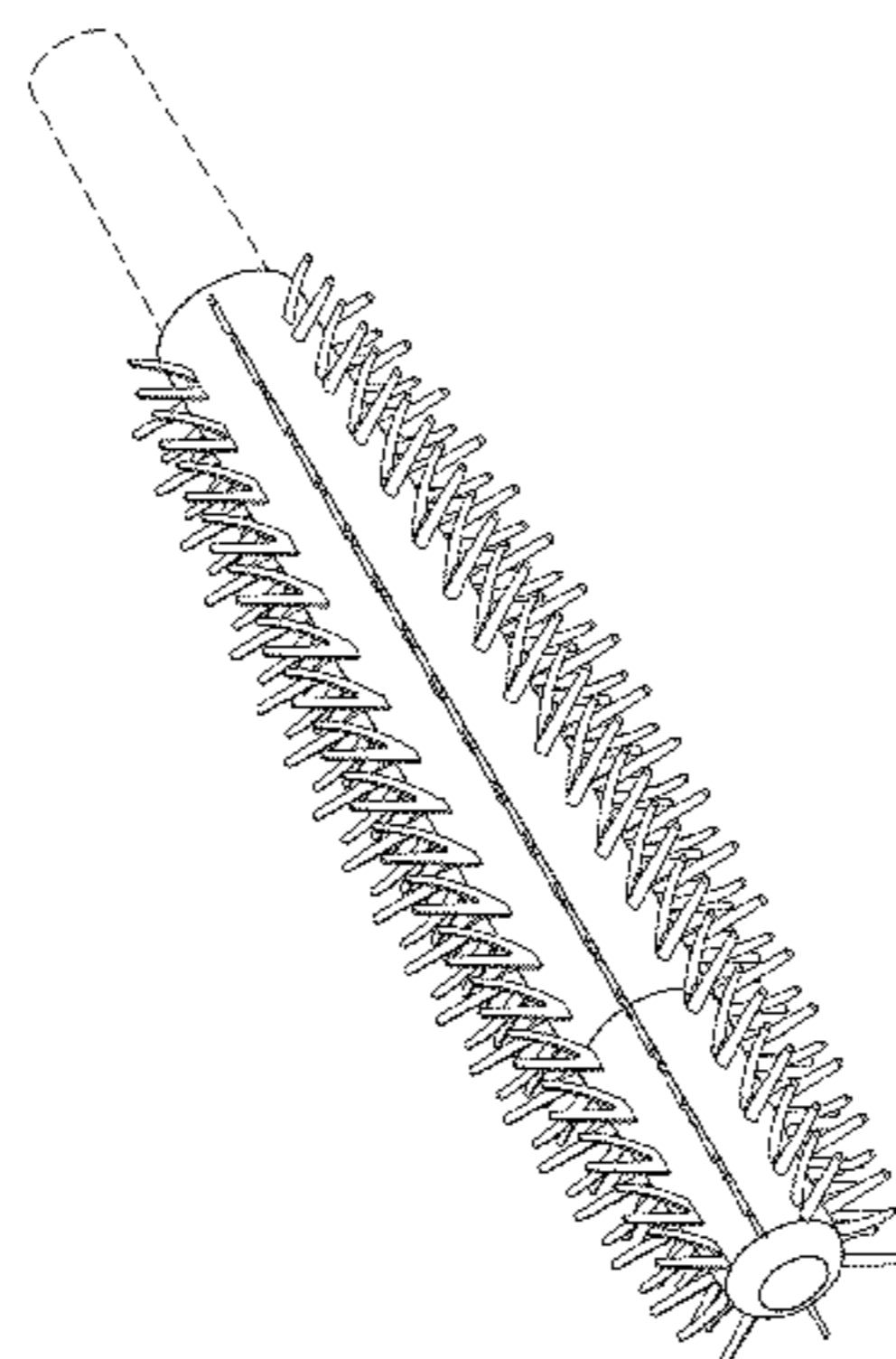
(56) **References Cited**

U.S. PATENT DOCUMENTS

3,121,040	A	2/1964	Shaw et al.	
3,295,156	A	1/1967	Brant	
3,881,211	A	5/1975	Rhodes	
4,461,312	A	7/1984	Gueret	
D289,828	S	5/1987	Baulista	
4,804,004	A	2/1989	Taylor	
5,657,775	A	8/1997	Chou	
5,694,953	A	12/1997	Stephan et al.	
6,026,534	A	2/2000	Gonda et al.	
6,767,209	B1	7/2004	Tomita et al.	
6,817,053	B2	11/2004	Nakamura	
D564,233	S *	3/2008	Dumler et al.	D4/128

(Continued)

1 Claim, 4 Drawing Sheets



(56)

References Cited

U.S. PATENT DOCUMENTS

7,337,785 B2 3/2008 Gueret
 D568,613 S * 5/2008 Lou D4/128
 D570,117 S * 6/2008 Dumler et al. D4/128
 D579,208 S * 10/2008 Berhault D4/128
 D581,672 S * 12/2008 Dumler et al. D4/128
 D581,673 S * 12/2008 Dumler et al. D4/128
 D588,818 S 3/2009 Berhault
 D590,601 S 4/2009 Schrepf
 D592,858 S 5/2009 Berhault
 D593,329 S 6/2009 Berhault
 D593,331 S 6/2009 Berhault
 D598,656 S 8/2009 Berhault
 D598,657 S 8/2009 Berhault
 D599,115 S 9/2009 Berhault
 D600,923 S 9/2009 Berhault
 7,581,898 B2 9/2009 Gueret
 RE41,710 E * 9/2010 Dumler et al. D4/128
 D631,664 S 2/2011 Limongi et al.
 D632,086 S 2/2011 Kulik

D634,127 S 3/2011 Burgess et al.
 D637,004 S 5/2011 Manici
 D642,805 S 8/2011 Burgess et al.
 D656,739 S 4/2012 Edmondson et al.
 D664,361 S 7/2012 Edmondson et al.
 D678,682 S * 3/2013 Hammer D4/128
 D679,097 S * 4/2013 Jacob et al. D4/128
 2010/0083979 A1 4/2010 Kim
 2010/0175708 A1 7/2010 Kim

OTHER PUBLICATIONS

PCT Int'l Search Report; Int'l Application No. PCT/US2012/044370; Completion Date: Jan. 29, 2013; Date of Mailing: Jan. 30, 2013.

PCT Written Opin Of the Int'l Searching Authority; Int'l Application No. PCT/US2012/044370; Completion Date: Jan. 29, 2013; Mailing Date: Jan. 30, 2013.

PCT Written Opin Of the Int'l Searching Authority; Int'l Application No. PCT/US2012/051889; Completion Date: Jan. 24, 2013; Mailing Date: Jan. 24, 2013.

* cited by examiner

FIG. 1

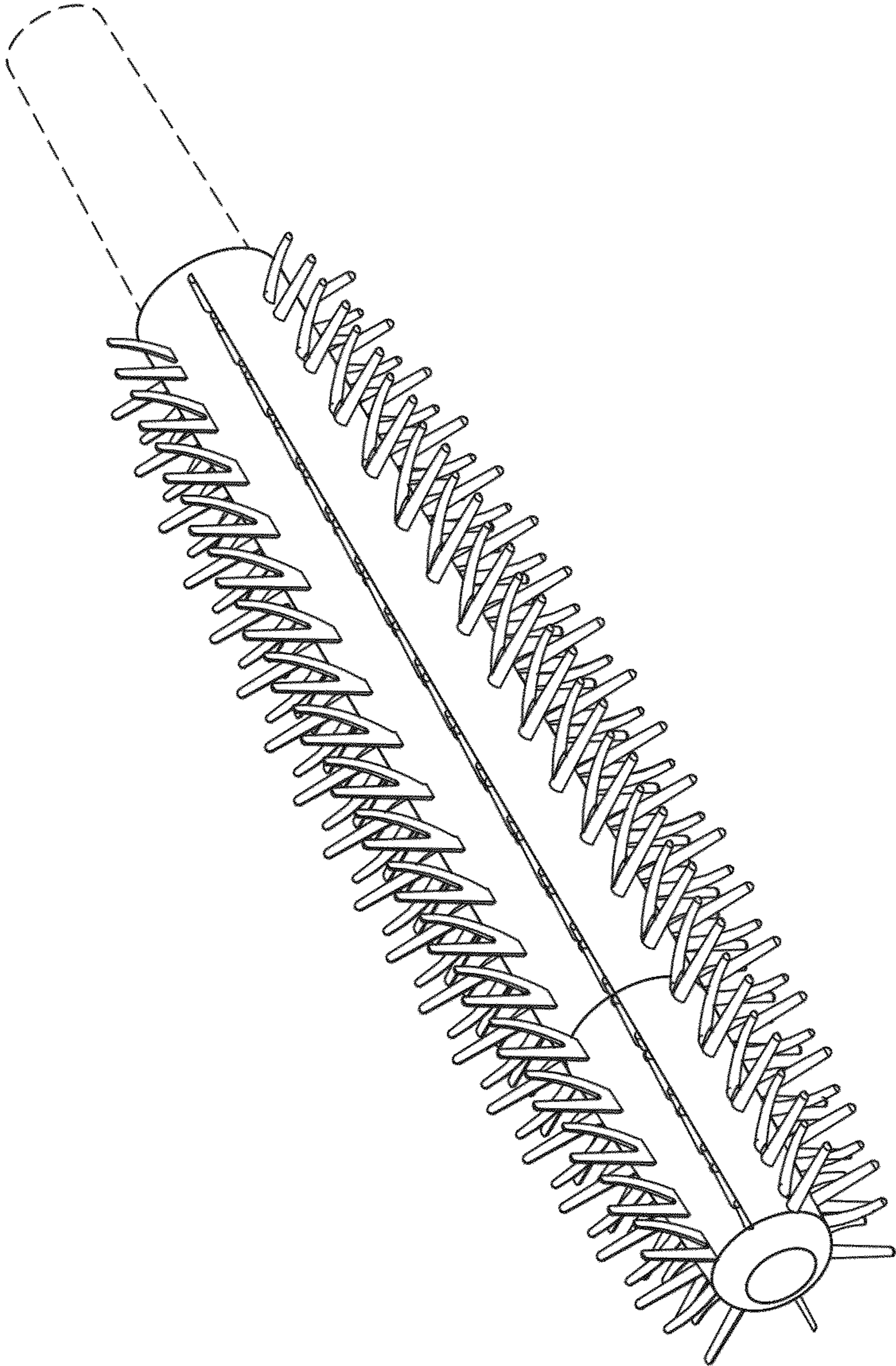


FIG. 2

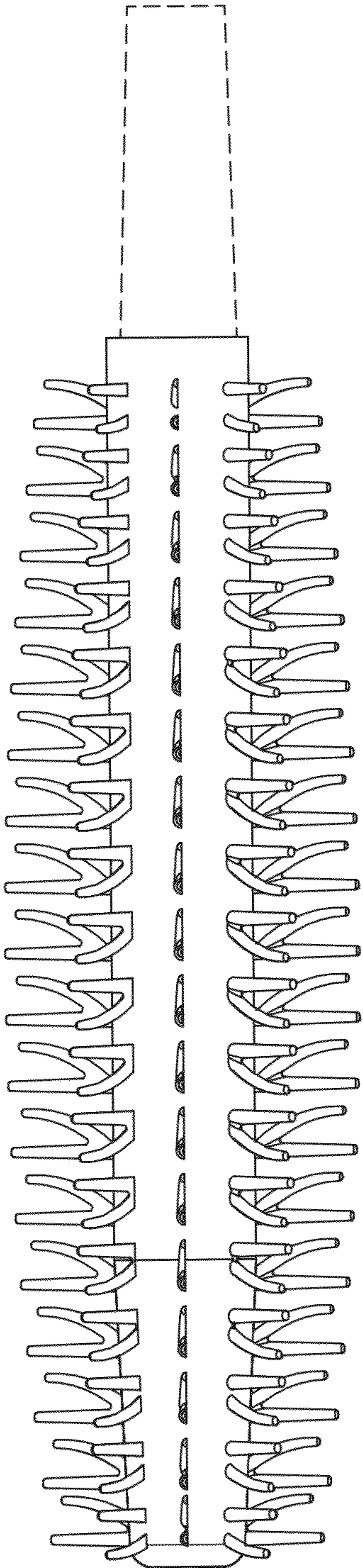


FIG. 3

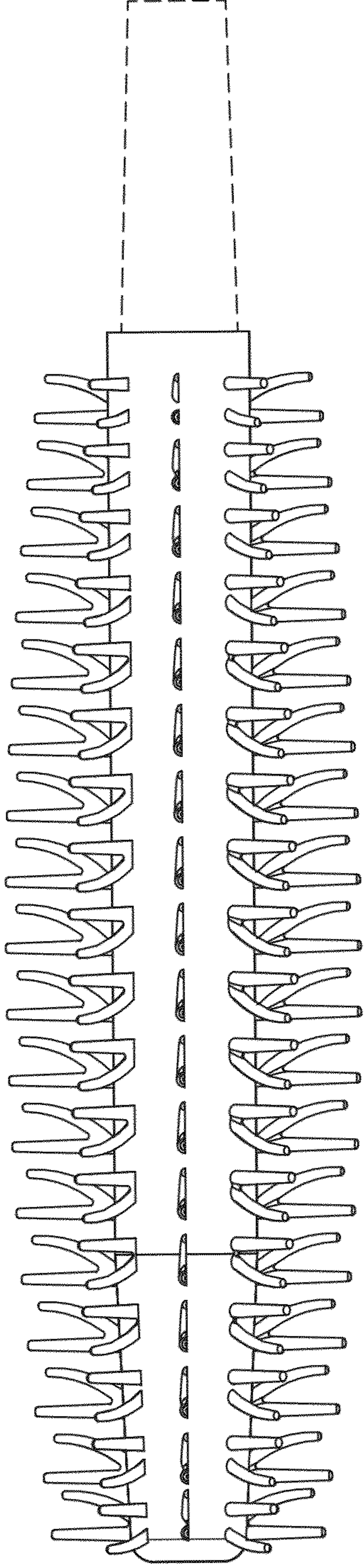


FIG. 4

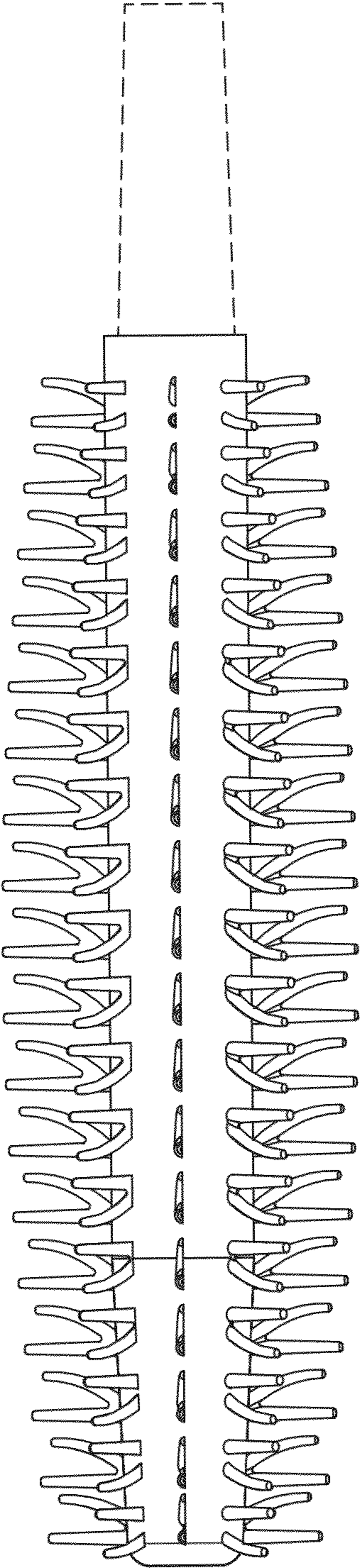


FIG. 5

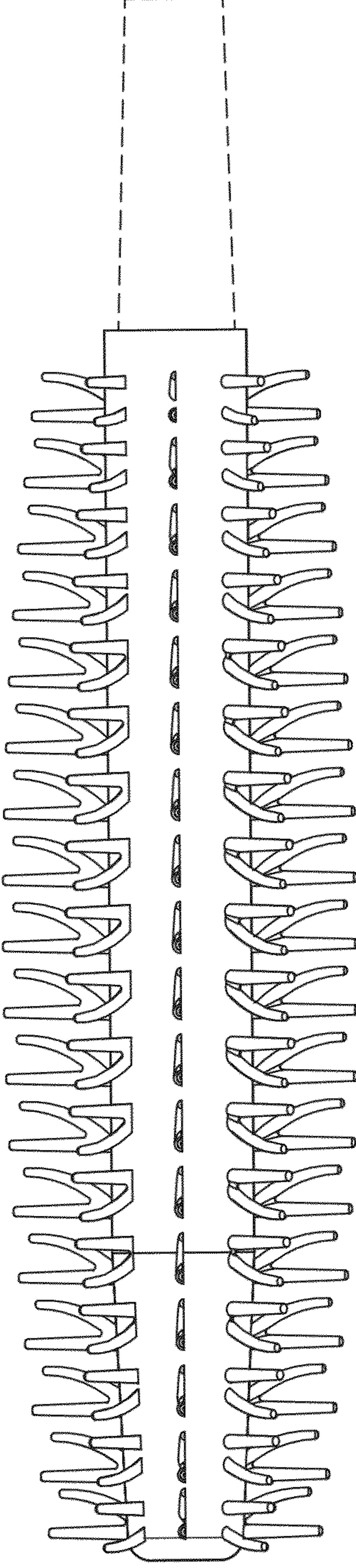


FIG. 6

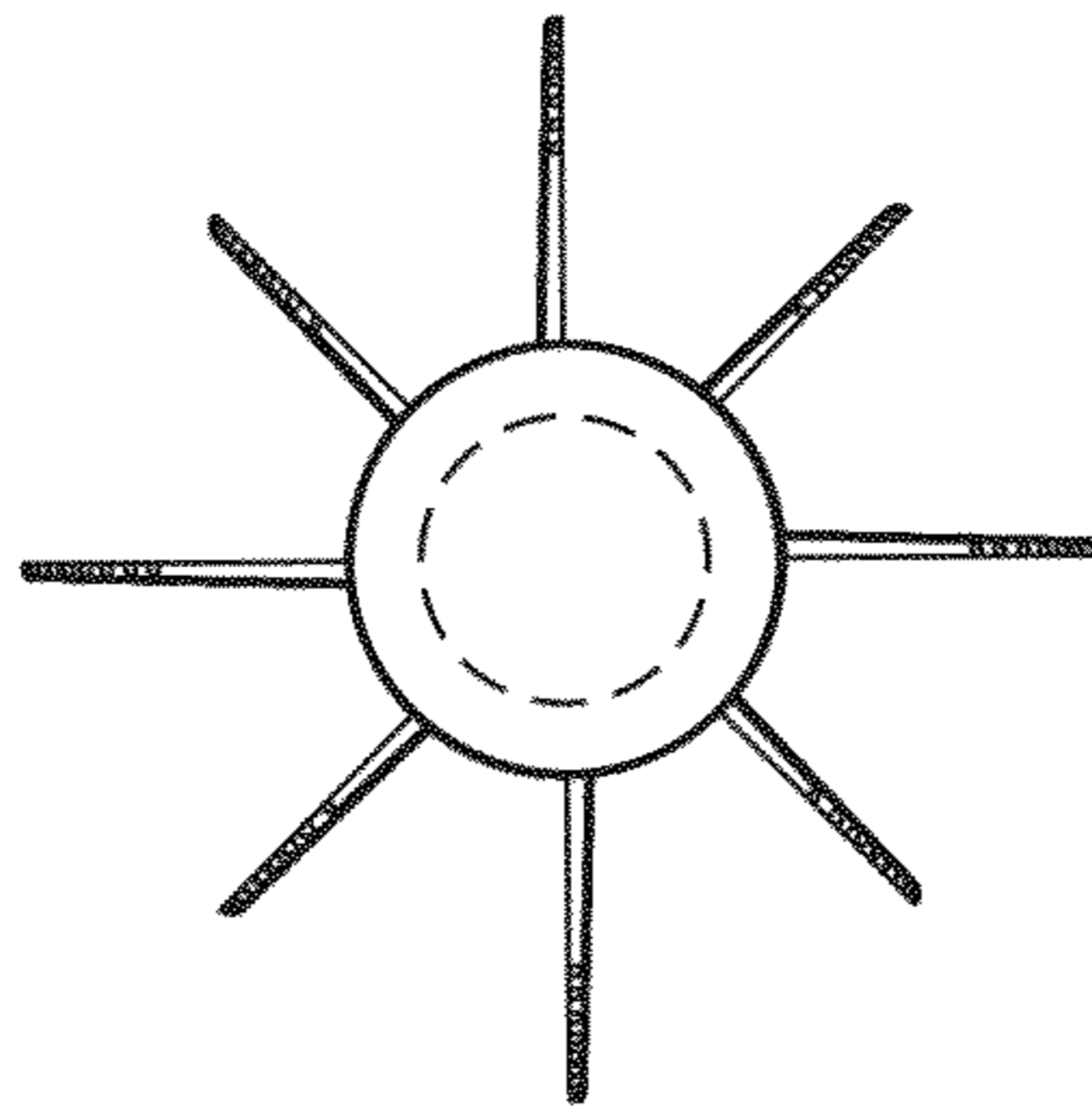


FIG. 7

