



US00D696866S

(12) **United States Design Patent**  
**Jacob et al.**

(10) **Patent No.:** **US D696,866 S**  
(45) **Date of Patent:** **\*\* Jan. 7, 2014**

(54) **MOLDED MASCARA BRUSH HEAD WITH CURVED TREE-SHAPED TEETH**

(71) Applicants: **Christophe Jacob**,  
Franqueville-Saint-Pierre (FR); **Herve F. Bouix**,  
New York, NY (US)

(72) Inventors: **Christophe Jacob**,  
Franqueville-Saint-Pierre (FR); **Herve F. Bouix**,  
New York, NY (US)

(73) Assignee: **ELC Management LLC**, Melville, NY  
(US)

(\*\*) Term: **14 Years**

(21) Appl. No.: **29/440,795**

(22) Filed: **Dec. 27, 2012**

(51) **LOC (10) Cl.** ..... **04-02**

(52) **U.S. Cl.**  
USPC ..... **D4/128**

(58) **Field of Classification Search**  
USPC ..... D4/128, 129, 131, 136, 138, 108, 109,  
D4/119; D32/35, 51; 15/104.5, 104.16,  
15/104.2, 104.31, 104.32, 164, 165, 206;  
D28/65; D7/682; 452/298, 458  
See application file for complete search history.

(56) **References Cited**

U.S. PATENT DOCUMENTS

3,121,040	A	2/1964	Shaw et al.	
3,295,156	A	1/1967	Brant	
3,881,211	A	5/1975	Rhodes	
4,461,312	A	7/1984	Gueret	
D289,828	S	5/1987	Bautista	
4,804,004	A	2/1989	Taylor	
5,657,775	A	8/1997	Chou	
5,694,953	A	12/1997	Stephan et al.	
6,026,534	A	2/2000	Gonda et al.	
6,767,209	B1	7/2004	Tomita et al.	
6,817,053	B2	11/2004	Nakamura	
D564,233	S *	3/2008	Dumler et al.	D4/128
7,337,785	B2	3/2008	Gueret	
D568,613	S *	5/2008	Lou	D4/128

(Continued)

FOREIGN PATENT DOCUMENTS

FR	2744608	8/1997
JP	10276828	10/1998
JP	2005144100	6/2005
JP	2010227296	10/2010

OTHER PUBLICATIONS

PCT Int'l Search Report; International Application No. PCT/US2012/051889; Completion Date: Jan. 24, 2013; Mailing Date: Jan. 24, 2013.

(Continued)

*Primary Examiner* — Austin Murphy

(74) *Attorney, Agent, or Firm* — Martin W. Haerter

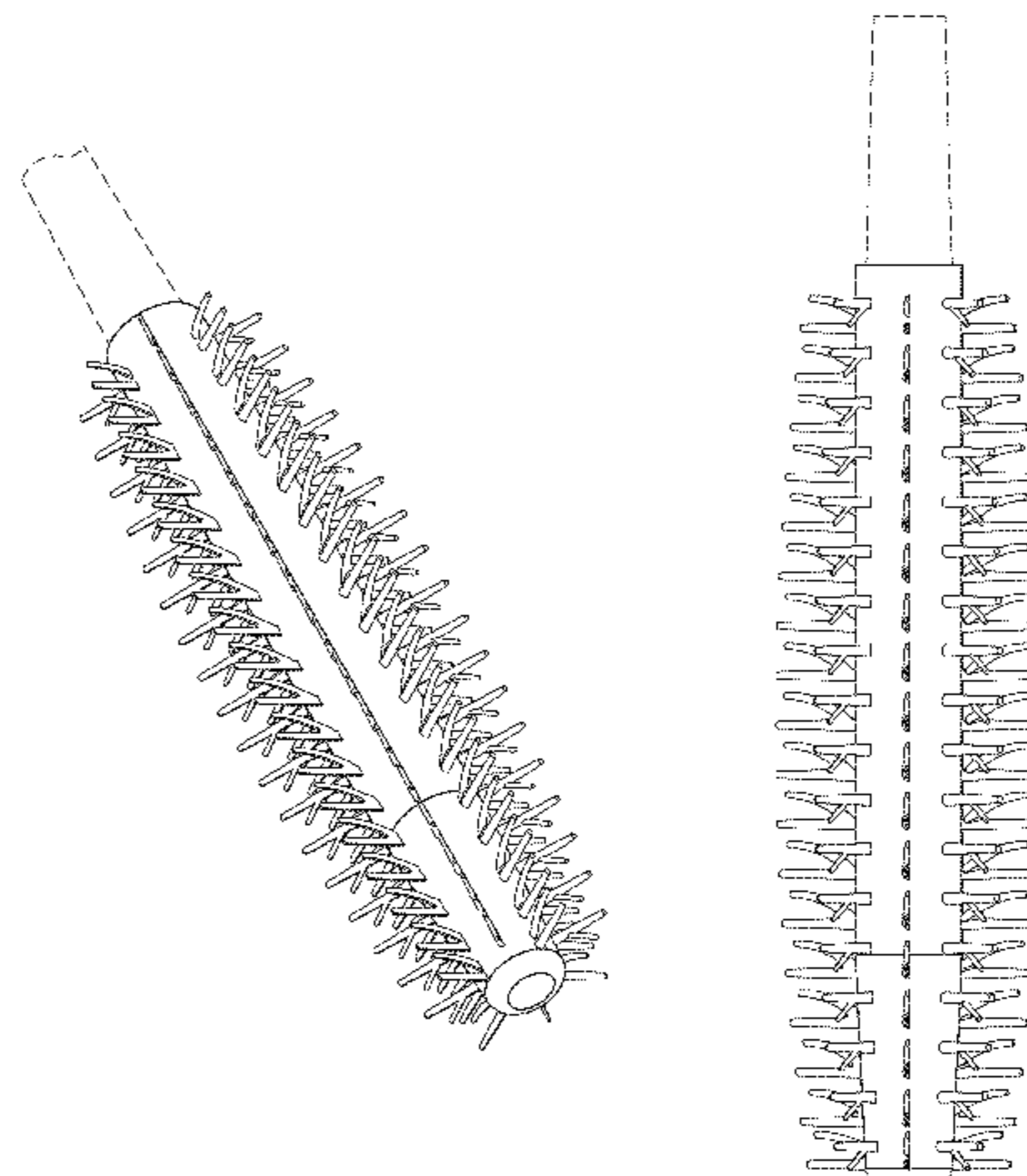
(57) **CLAIM**

The ornamental design for a molded mascara brush head with curved tree-shaped teeth, substantially as shown and described.

**DESCRIPTION**

FIG. 1 is a top, front and left side perspective view of our new design for a mascara brush head;  
FIG. 2 is a top plan view of the mascara brush head shown in FIG. 1;  
FIG. 3 is a bottom plan view of the mascara brush head shown in FIG. 1;  
FIG. 4 is a left side elevation view of the mascara brush head shown in FIG. 1;  
FIG. 5 is a right side elevation view of the mascara brush head shown in FIG. 1;  
FIG. 6 is a rear elevation view of the mascara brush head shown in FIG. 1; and,  
FIG. 7 is a front elevation view of the mascara brush head shown in FIG. 1.  
The broken lines showing a partial stem rod illustrate environmental structure that forms no part of the claimed design.

**1 Claim, 4 Drawing Sheets**



(56)

**References Cited**

U.S. PATENT DOCUMENTS

D570,117 S *	6/2008	Dumler et al. ....	D4/128
D579,208 S *	10/2008	Berhault .....	D4/128
D581,672 S *	12/2008	Dumler et al. ....	D4/128
D581,673 S *	12/2008	Dumler et al. ....	D4/128
D588,818 S	3/2009	Berhault	
D590,601 S	4/2009	Schrepf	
D592,858 S	5/2009	Berhault	
D593,329 S	6/2009	Berhault	
D593,331 S	6/2009	Berhault	
D598,656 S	8/2009	Berhault	
D598,657 S	8/2009	Berhault	
D599,115 S	9/2009	Berhault	
D600,923 S	9/2009	Berhault	
7,581,898 B2	9/2009	Gueret	
RE41,710 E *	9/2010	Dumler et al. ....	D4/128
D631,664 S	2/2011	Limongi et al.	
D632,086 S	2/2011	Kulik	
D634,127 S	3/2011	Burgess et al.	

D637,004 S	5/2011	Manici	
D642,805 S	8/2011	Burgess et al.	
D656,739 S	4/2012	Edmondson et al.	
D664,361 S	7/2012	Edmondson et al.	
D678,682 S *	3/2013	Hammer .....	D4/128
D679,097 S *	4/2013	Jacob et al. ....	D4/128
2010/0083979 A1	4/2010	Kim	
2010/0175708 A1	7/2010	Kim	

OTHER PUBLICATIONS

PCT Int'l Search Report; Int'l Application No. PCT/US2012/044370; Completion Date: Jan. 29, 2013 Date of Mailing: Jan. 30, 2013.

PCT Written Opin Of the Int'l Searching Authority; Int'l Application No. PCT/US2012/044370; Completion Date: Jan. 29, 2013; Mailing Date: Jan. 30, 2013.

PCT Written Opin Of the Int'l Searching Authority; Int'l Application No. PCT/US2012/061889; Completion Date: Jan. 24, 2013; Mailing Date: Jan. 24, 2013.

\* cited by examiner

FIG. 1

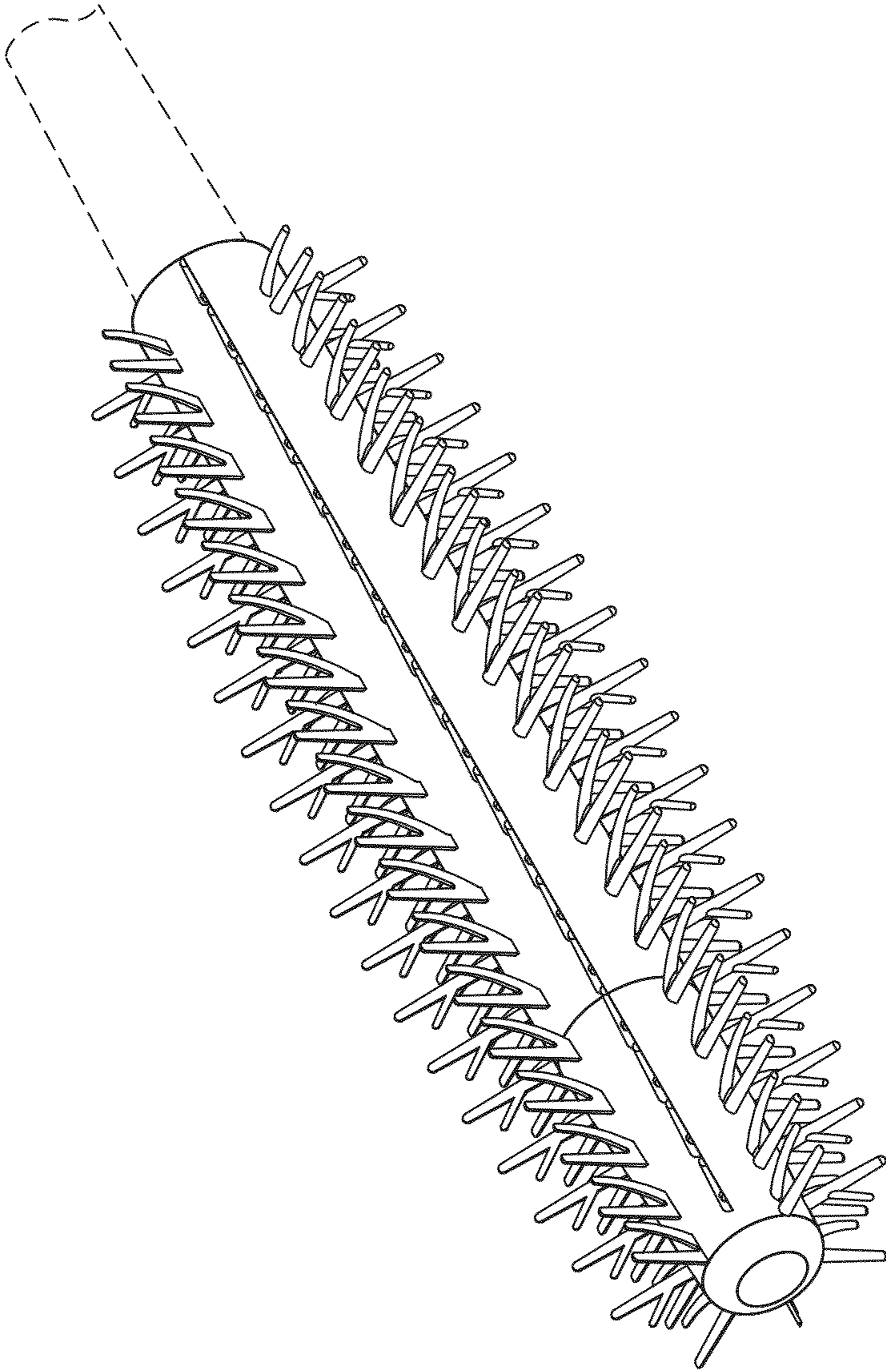


FIG. 2

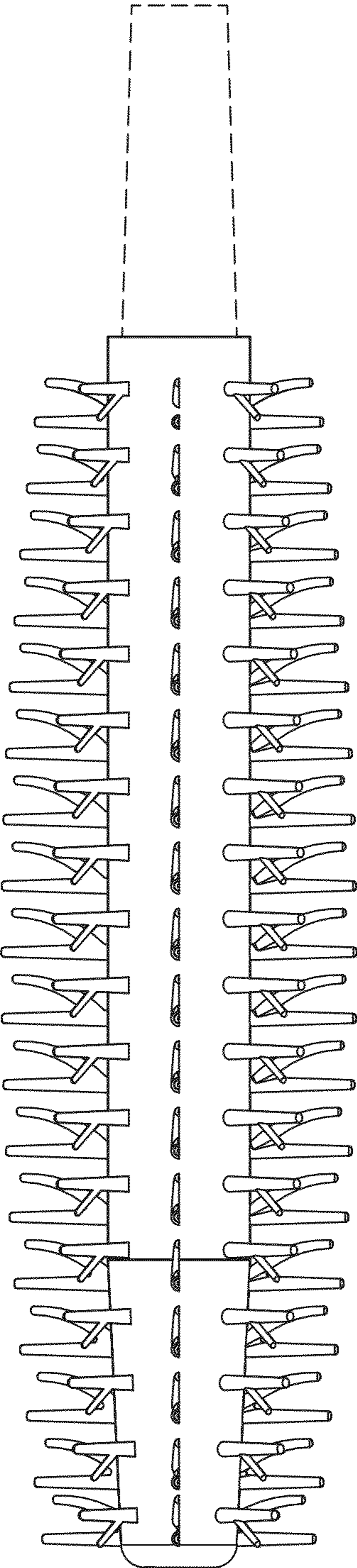
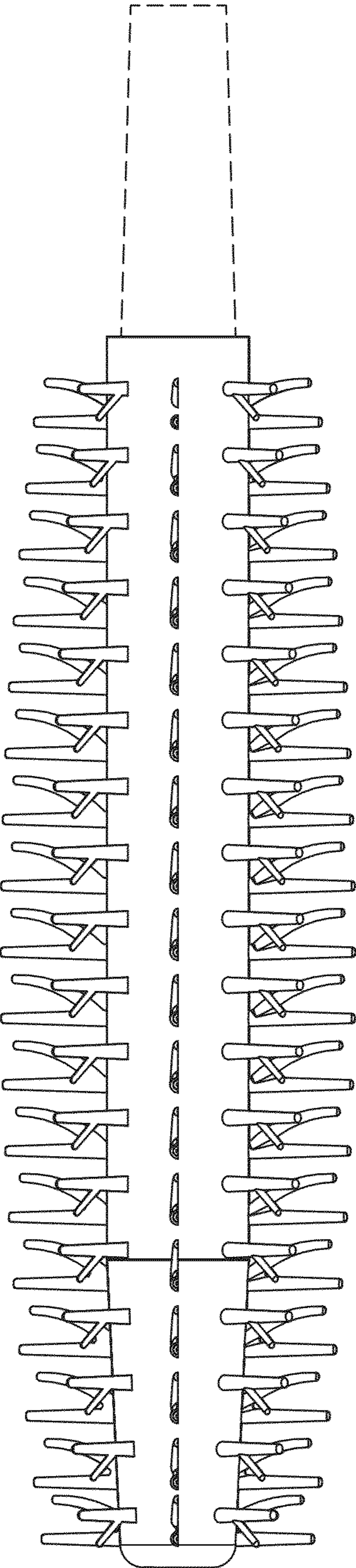
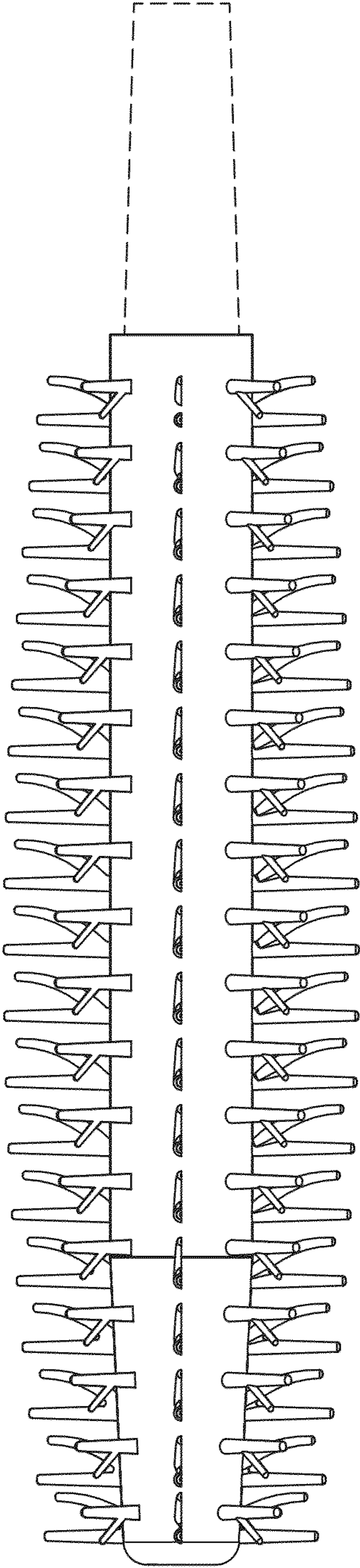


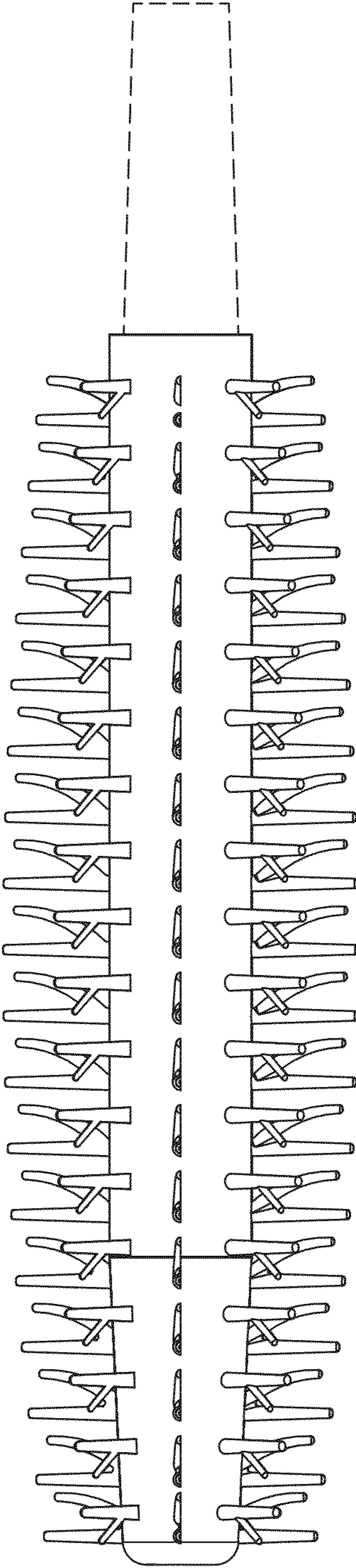
FIG. 3



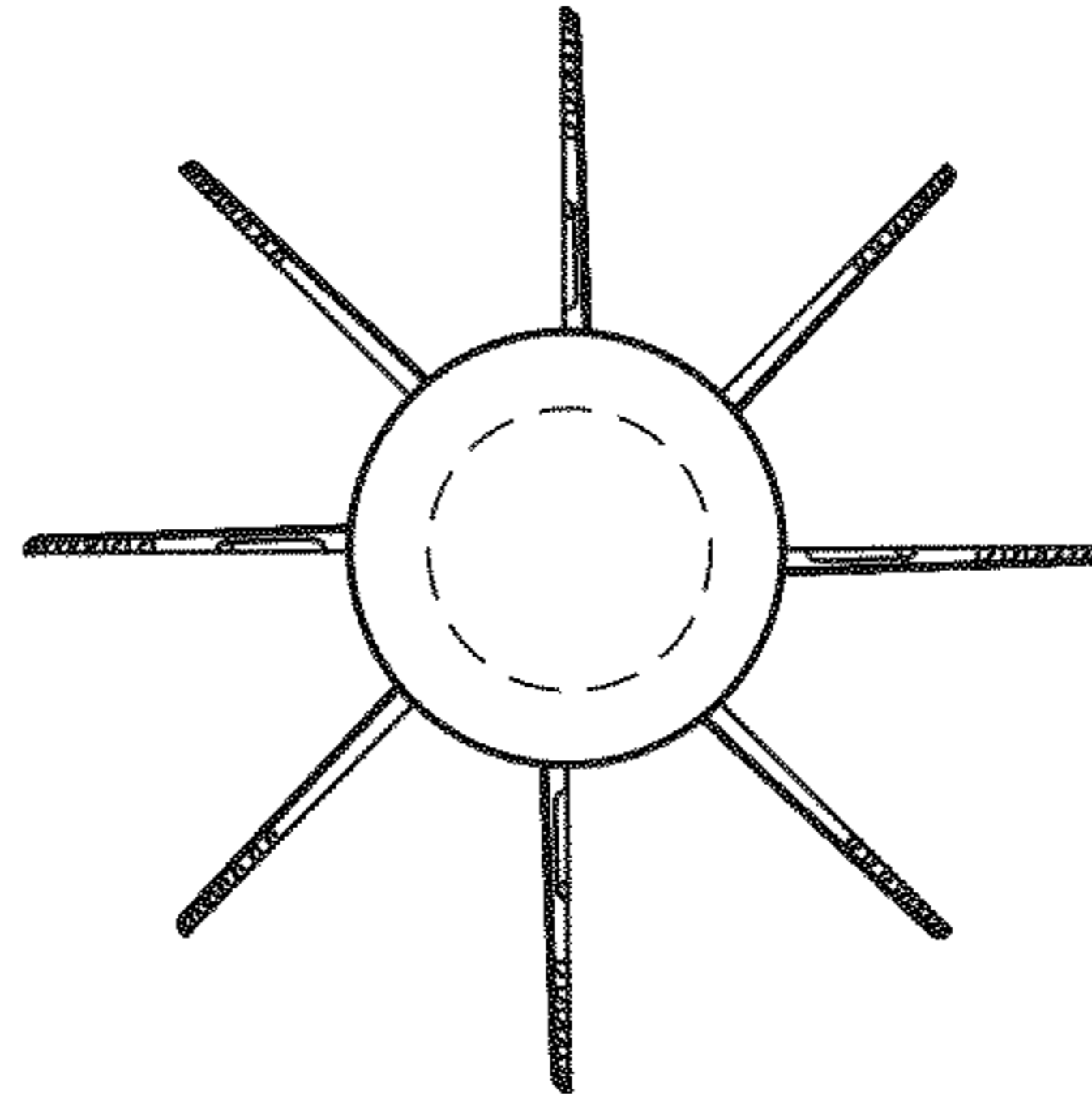
**FIG. 4**



**FIG. 5**



**FIG. 6**



**FIG. 7**

