

US00D696864S

(12) **United States Design Patent**
Phillips et al.

(10) **Patent No.:** **US D696,864 S**
(45) **Date of Patent:** **** Jan. 7, 2014**

- (54) **ELECTRONIC DEVICE POCKET**
- (75) Inventors: **Alison Phillips**, Toronto (CA); **Caitlin Curran-Blaney**, Toronto (CA)
- (73) Assignee: **BlackBerry Limited**, Waterloo, Ontario (CA)
- (**) Term: **14 Years**
- (21) Appl. No.: **29/419,285**
- (22) Filed: **Apr. 26, 2012**
- (51) **LOC (10) Cl.** **03-01**
- (52) **U.S. Cl.**
USPC **D3/299**
- (58) **Field of Classification Search**
USPC D3/234, 255, 271.9, 320, 256, 262, 279,
D3/299, 301, 303, 318, 319, 273, 289, 292,
D3/294-296, 232, 244; D9/424, 420;
D27/189; 206/349; 220/833; 312/902;
190/100
See application file for complete search history.

D648,536 S *	11/2011	Fahrendorff et al.	D3/303
D653,033 S *	1/2012	Fahrendorff et al.	D3/303
D660,593 S *	5/2012	Fahrendorff et al.	D3/303
D666,417 S *	9/2012	Phillips et al.	D3/303
D666,821 S *	9/2012	Phillips et al.	D3/303
D666,822 S *	9/2012	Phillips et al.	D3/303
D666,824 S *	9/2012	Phillips et al.	D3/303
D666,825 S *	9/2012	Phillips et al.	D3/303
D666,826 S *	9/2012	Phillips et al.	D3/303
D666,827 S *	9/2012	Phillips et al.	D3/303
D666,828 S *	9/2012	Phillips et al.	D3/303
D671,320 S *	11/2012	Phillips et al.	D3/303
D672,147 S *	12/2012	Phillips et al.	D3/303
D672,148 S *	12/2012	Phillips et al.	D3/303
D675,441 S *	2/2013	Phillips et al.	D3/303
D676,656 S *	2/2013	Phillips et al.	D3/303
D679,500 S *	4/2013	Phillips et al.	D3/303
D682,551 S *	5/2013	Phillips et al.	D3/303
D683,540 S *	6/2013	Phillips et al.	D3/303

* cited by examiner

Primary Examiner — Sandra Snapp

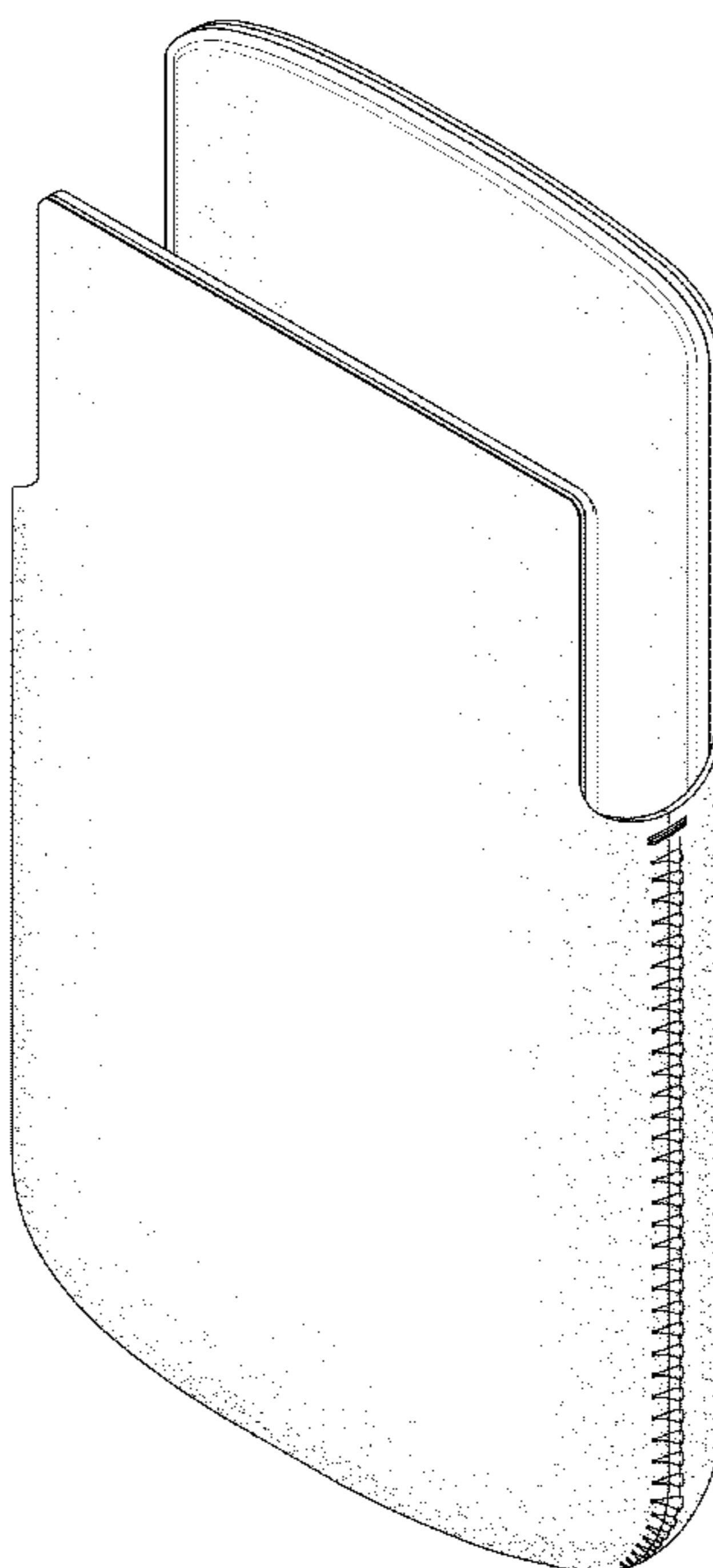
(57) **CLAIM**
We claim the ornamental design for an electronic device pocket, as shown and described.

DESCRIPTION

FIG. 1 is a front perspective view of an electronic device pocket;
FIG. 2 is a front elevational view thereof;
FIG. 3 is a back elevational view thereof;
FIG. 4 is a left elevational view thereof;
FIG. 5 is a right elevational view thereof;
FIG. 6 is a top plan view thereof; and,
FIG. 7 is a bottom plan view thereof.

1 Claim, 5 Drawing Sheets

- (56) **References Cited**
U.S. PATENT DOCUMENTS
- D382,996 S * 9/1997 Kopel D3/218
- D453,417 S * 2/2002 Badillo et al. D3/218
- D476,149 S * 6/2003 Andre et al. D3/218
- D477,135 S * 7/2003 Fu D3/247
- D533,348 S * 12/2006 Andre et al. D3/303
- D534,720 S * 1/2007 Infanti et al. D3/218
- D606,299 S * 12/2009 Boomhour et al. D3/201
- D606,301 S * 12/2009 Hofer et al. D3/218
- D638,216 S * 5/2011 Fahrendorff et al. D3/218



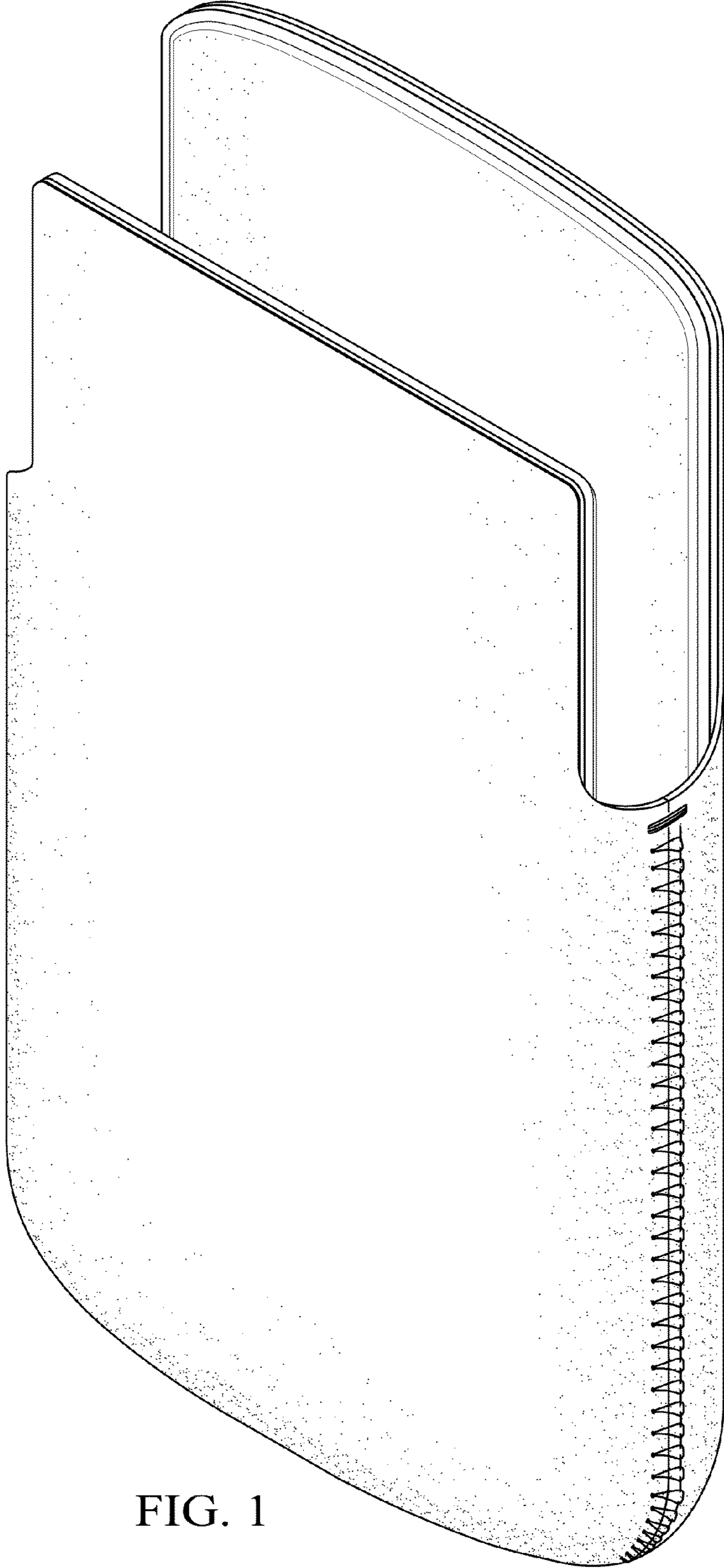


FIG. 1

FIG. 2




FIG. 3




FIG. 4

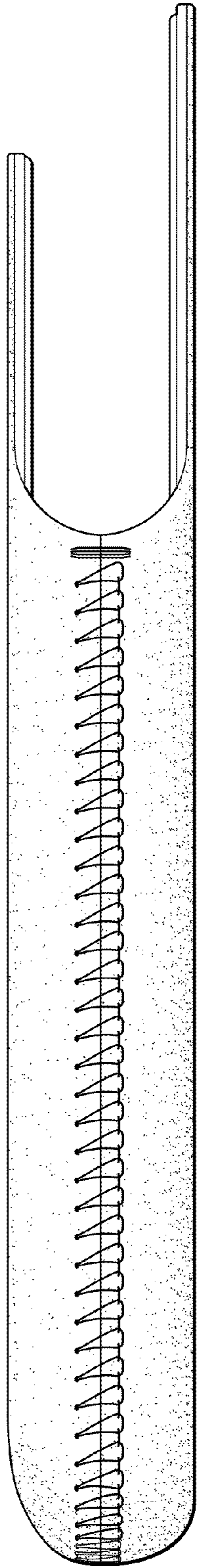
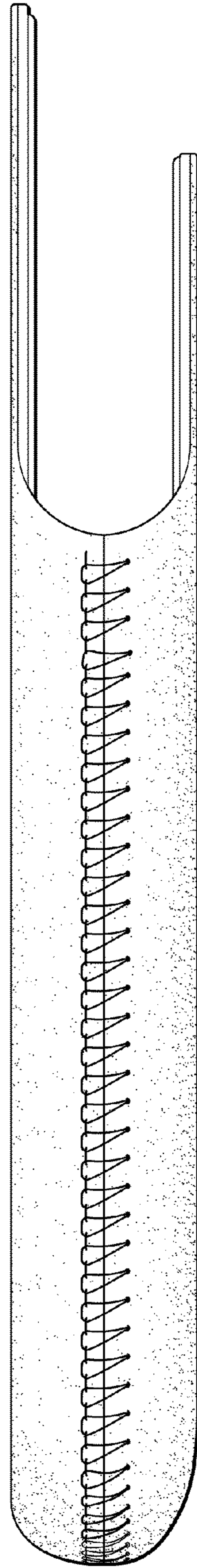


FIG. 5



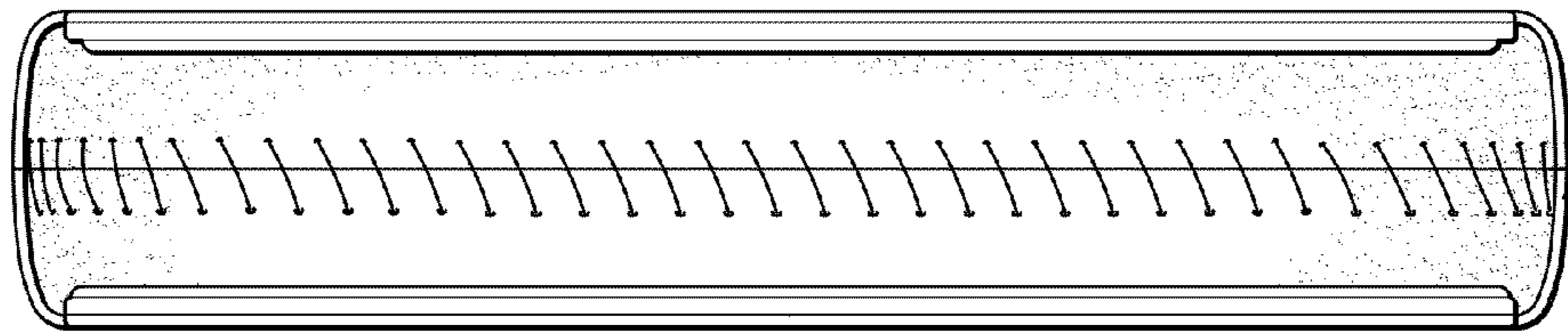


FIG. 6

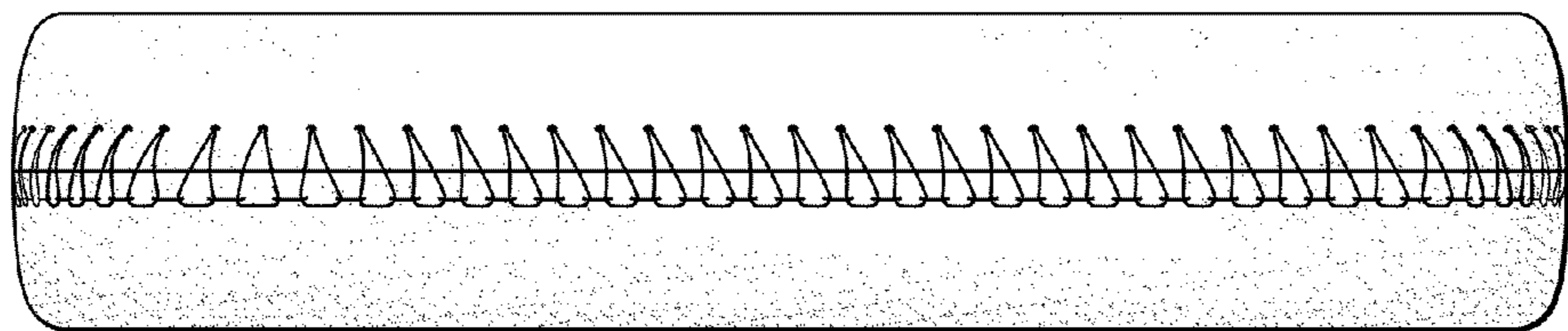


FIG. 7