



US00D696857S

(12) **United States Design Patent**
Atteberry et al.

(10) **Patent No.:** **US D696,857 S**
(45) **Date of Patent:** **** Jan. 7, 2014**

(54) **RHINESTONE COVERED CONTAINER FOR PEPPER SPRAY**

DESCRIPTION

(71) Applicants: **Andrea Atteberry**, New York, NY (US);
Gabe Mazzone, San Francisco, CA (US)

(72) Inventors: **Andrea Atteberry**, New York, NY (US);
Gabe Mazzone, San Francisco, CA (US)

(**) Term: **14 Years**

(21) Appl. No.: **29/447,536**

(22) Filed: **Mar. 4, 2013**

(51) **LOC (10) Cl.** **03-01**

(52) **U.S. Cl.**
USPC **D3/215**

(58) **Field of Classification Search**
USPC D3/215, 208–212, 229, 201–205;
222/47, 153.1, 153.11, 153.13, 175,
222/182–183, 402.11; 70/414, 456 R;
224/246, 674, 669, 240, 683, 904, 914
See application file for complete search history.

(56) **References Cited**

U.S. PATENT DOCUMENTS

2,699,667 A * 1/1955 Mark et al. 70/414
4,220,263 A * 9/1980 Caruso 222/183

(Continued)

OTHER PUBLICATIONS

Blingsting Pepper Spray, 2013, www.blingsting.com.*

Primary Examiner — Catheri Oliver-Garcia

(74) *Attorney, Agent, or Firm* — Joe D. Calhoun

(57) **CLAIM**

The ornamental design for a rhinestone covered container for pepper spray, as shown and described.

FIG. 1 is a perspective view of a rhinestone covered container for pepper spray, having a cutout configuration in the shape of a heart, and a hollow interior.

FIG. 2 is a top plan view of FIG. 1 thereof.

FIG. 3 is a bottom plan view of FIG. 1 thereof.

FIG. 4 is a front elevation view of FIG. 1 thereof.

FIG. 5 is a rear elevation view of FIG. 1 thereof.

FIG. 6 is a first side elevation view of FIG. 1 thereof, with the second side elevation being a mirror image of the first side elevation.

FIG. 7 is another perspective view of FIG. 1 thereof, with a pair of rings attached to the attachment opening, with the rings shown in broken lines.

FIG. 8 is another perspective view of an embodiment of FIG. 1 thereof, with the container having a cutout configuration in the shape of a circle.

FIG. 9 is a front elevation view of FIG. 8 thereof.

FIG. 10 is another perspective view of an embodiment of FIG. 1 thereof, with the container having a cutout configuration in the shape of a square.

FIG. 11 is a front elevation view of FIG. 10 thereof.


FIG. 12 is a perspective view of alternative embodiment of the rhinestone covered container for pepper spray, with the container having a closed top or cap, a cutout configuration in the shape of a heart, and a thumb-trigger; and,

FIG. 13 is another perspective view of FIG. 12 thereof.

It is understood that the corresponding top plan, bottom plan, rear elevation, and side elevation views of the embodiments having a circle-shape cutout configuration and a square-shape cutout configuration of the container are similar to the views of the container having a heart-shaped cutout configuration of the embodiment of FIGS. 1-7, respectively. The corresponding views of the embodiment shown in FIG. 12 are similar to the views of FIGS. 1-7.

The broken lines are for illustrative purposes and do not form part of the claimed invention.

1 Claim, 7 Drawing Sheets



(56)

References Cited

U.S. PATENT DOCUMENTS

D270,968 S * 10/1983 Boal D3/208
4,454,966 A * 6/1984 Hicks 222/153.11
5,111,968 A * 5/1992 Wilkerson 222/47

5,458,263 A * 10/1995 Ciammitti et al. 222/153.1
D418,289 S * 1/2000 Olson D3/208
D503,039 S * 3/2005 Cook et al. D3/229
D649,777 S * 12/2011 Tybakinoja et al. D3/215

* cited by examiner




FIG. 1




FIG. 2

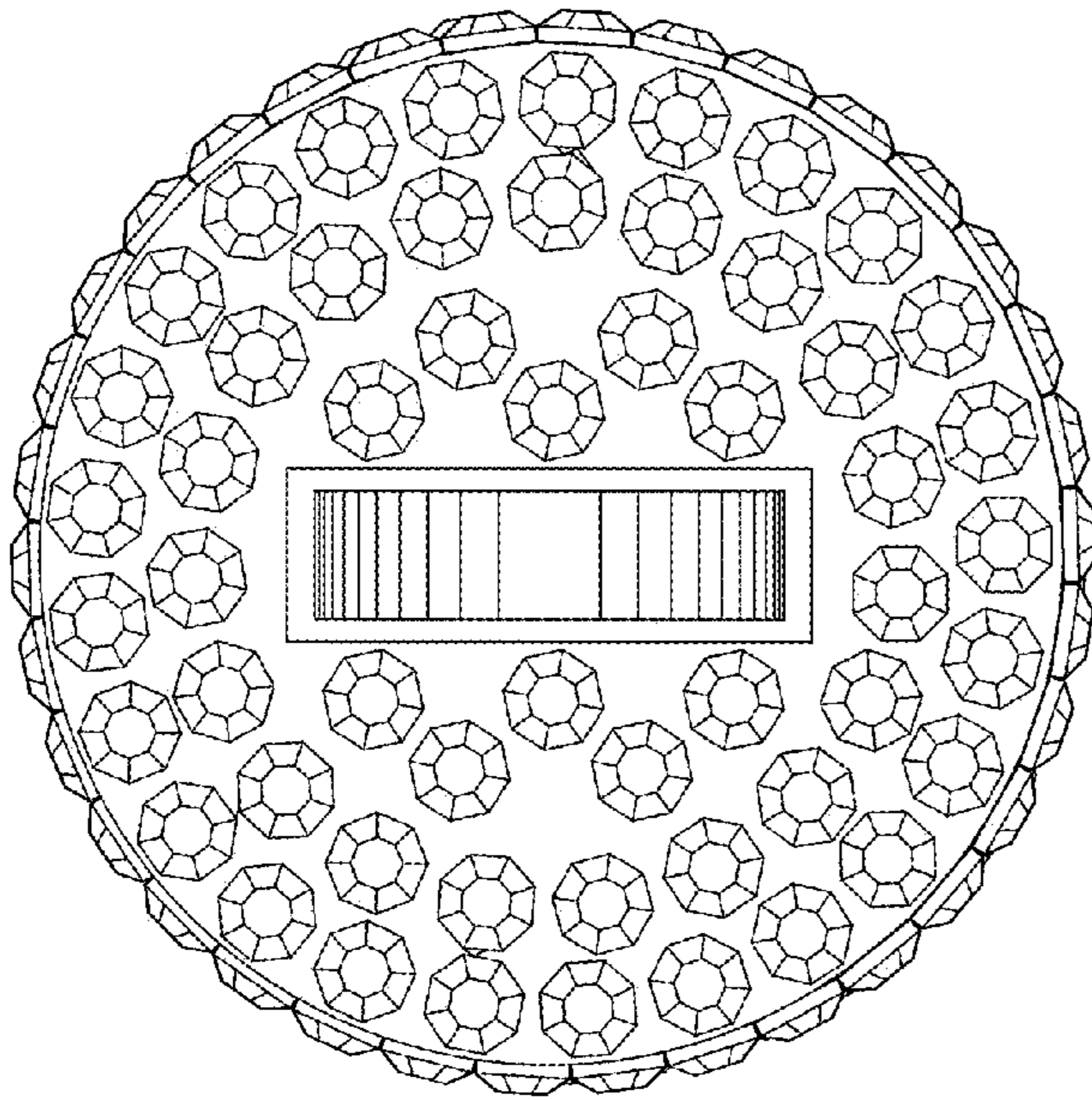


FIG. 3




FIG. 4




FIG. 5




FIG. 6




FIG. 7




FIG. 8




FIG. 9




FIG. 10




FIG. 11




FIG. 12




FIG. 13