

US00D696832S

(12) **United States Design Patent**  
**Khan**

(10) **Patent No.:** **US D696,832 S**

(45) **Date of Patent:** **\*\* Dec. 31, 2013**

(54) **HEART SHAPED CREMATION URN**

(76) Inventor: **Naseem Khan**, Moradabad (IN)

(\*\*) Term: **14 Years**

(21) Appl. No.: **29/431,322**

(22) Filed: **Sep. 6, 2012**

(51) **LOC (9) Cl.** ..... **99-00**

(52) **U.S. Cl.**  
USPC ..... **D99/5**

(58) **Field of Classification Search**  
USPC ..... D99/5, 17, 20, 21, 28, 34, 35; 27/1;  
D3/17, 24, 234; D8/378; D9/629, 694;  
D11/56, 81, 103; D19/80, 97;  
D21/385, 386

See application file for complete search history.

(56) **References Cited**

**U.S. PATENT DOCUMENTS**

D79,380 S *	9/1929	Norton et al. ....	D28/91.1
D162,093 S *	2/1951	Stuedler .....	D9/629
D169,367 S *	4/1953	Ferraro .....	D9/629
D252,590 S *	8/1979	Peretti et al. ....	D28/80
D275,080 S *	8/1984	Sun .....	D3/271.3
D333,612 S *	3/1993	Gobe .....	D9/629
D355,065 S *	1/1995	Hicks .....	D99/5
D407,854 S *	4/1999	DeGaetano .....	D28/80

D421,056 S *	2/2000	Gootnick .....	D19/57
D451,623 S *	12/2001	Zuloff .....	D26/94
D509,637 S *	9/2005	Wozniak .....	D99/5
D515,267 S *	2/2006	Wozniak .....	D99/5
D526,571 S *	8/2006	Terrasi .....	D9/629
D568,755 S *	5/2008	Siegel .....	D9/629
D622,022 S *	8/2010	Goldstein .....	D99/5
D622,024 S *	8/2010	School .....	D99/5
D635,323 S *	3/2011	School .....	D99/5
D648,504 S *	11/2011	Khan .....	D99/5

\* cited by examiner

*Primary Examiner* — Paula Greene

(74) *Attorney, Agent, or Firm* — McNeely, Hare & War LLP;  
Simana Rao, Esq.; William Hare, Esq.

(57) **CLAIM**

The ornamental design for a heart shaped cremation urn, as shown and described.

**DESCRIPTION**

FIG. 1 is a front view of a heart shaped cremation urn showing my new design;

FIG. 2 is a back view thereof;

FIG. 3 is a right side view thereof;

FIG. 4 is a left side view thereof;

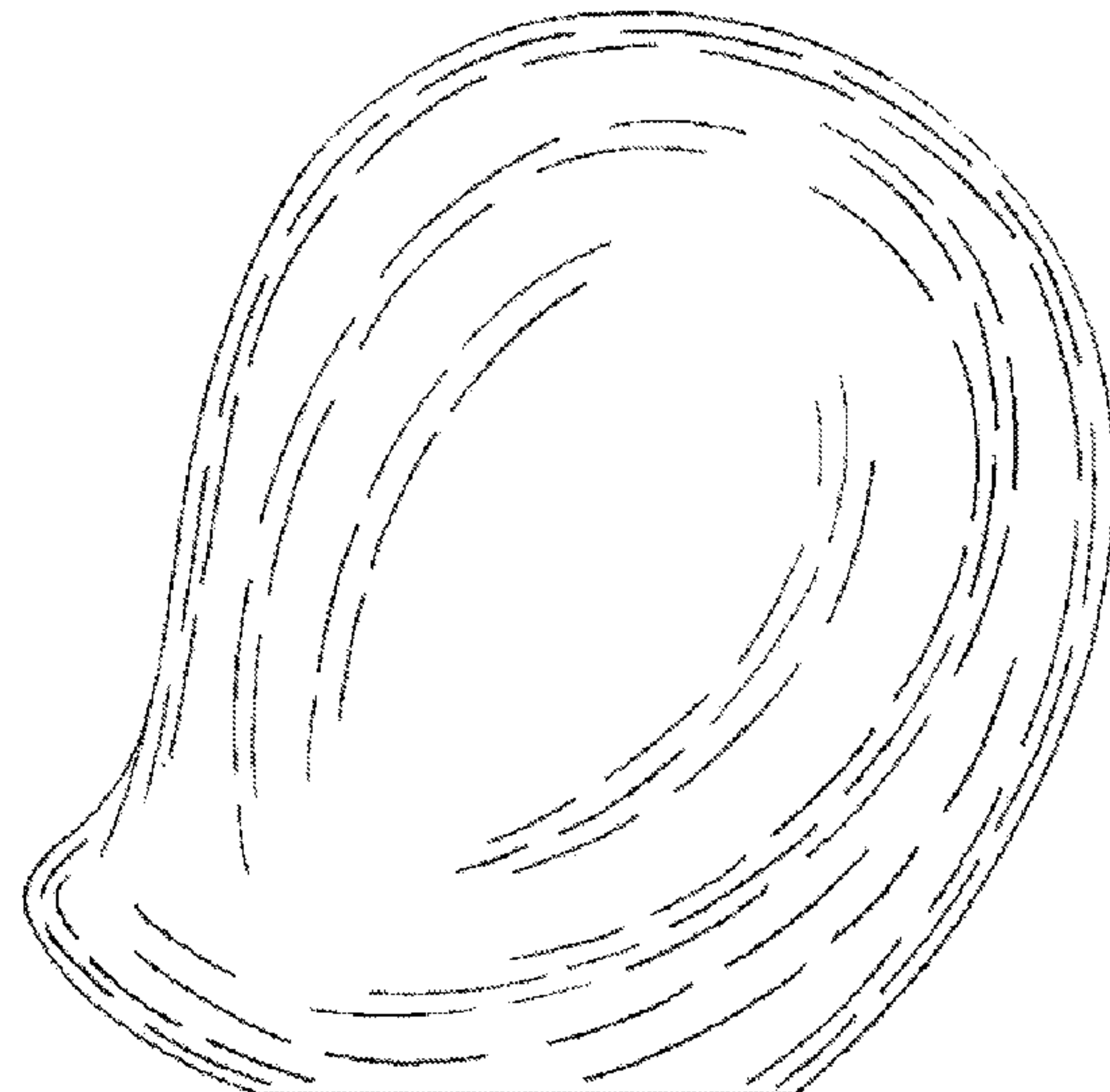

FIG. 5 is a top view thereof;

FIG. 6 is a bottom view thereof;

FIG. 7 is a top perspective view thereof; and,

FIG. 8 is a bottom perspective view thereof.

**1 Claim, 8 Drawing Sheets**






FIGURE 1




FIGURE 2

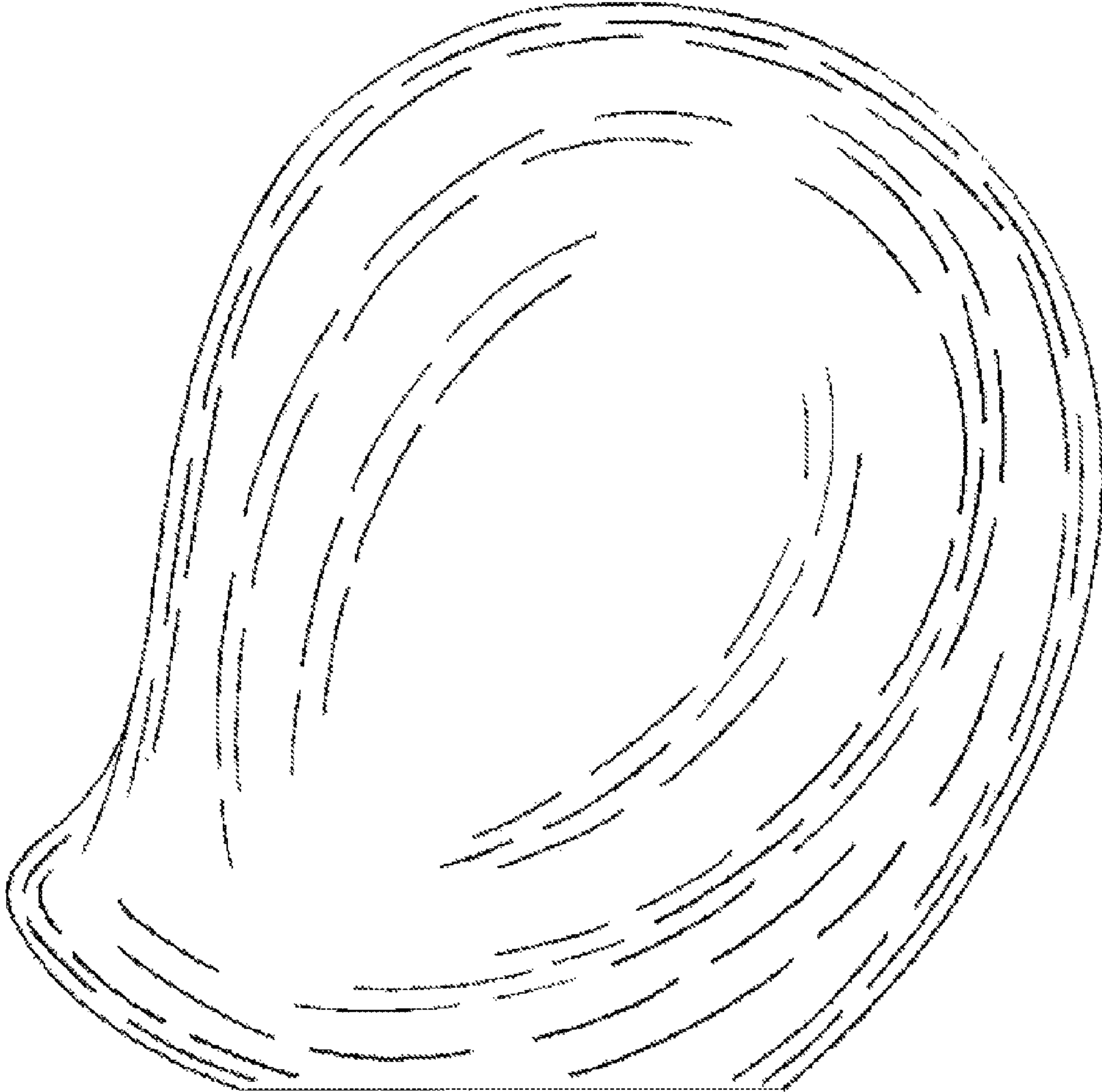


FIGURE 3



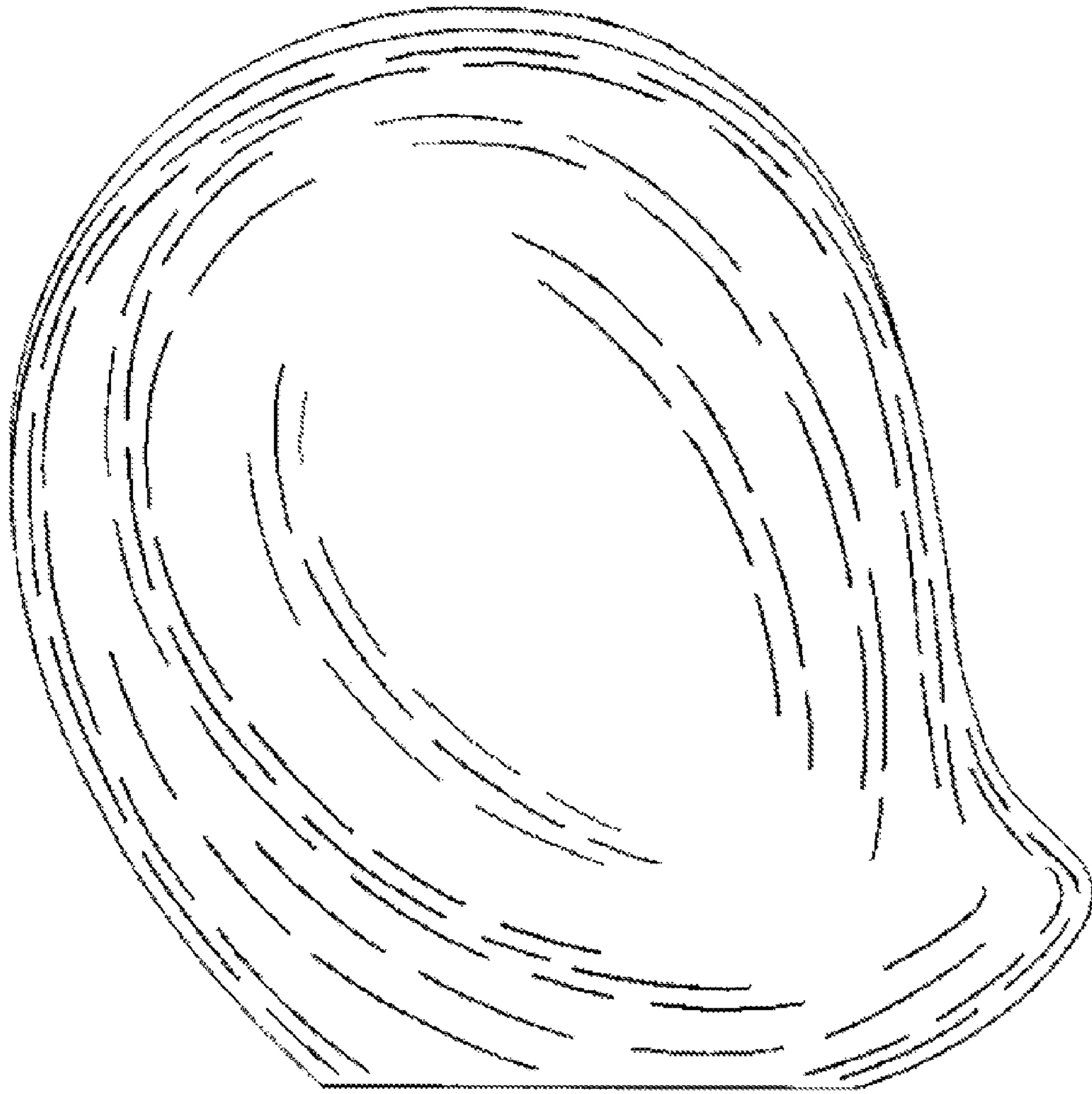


FIGURE 4

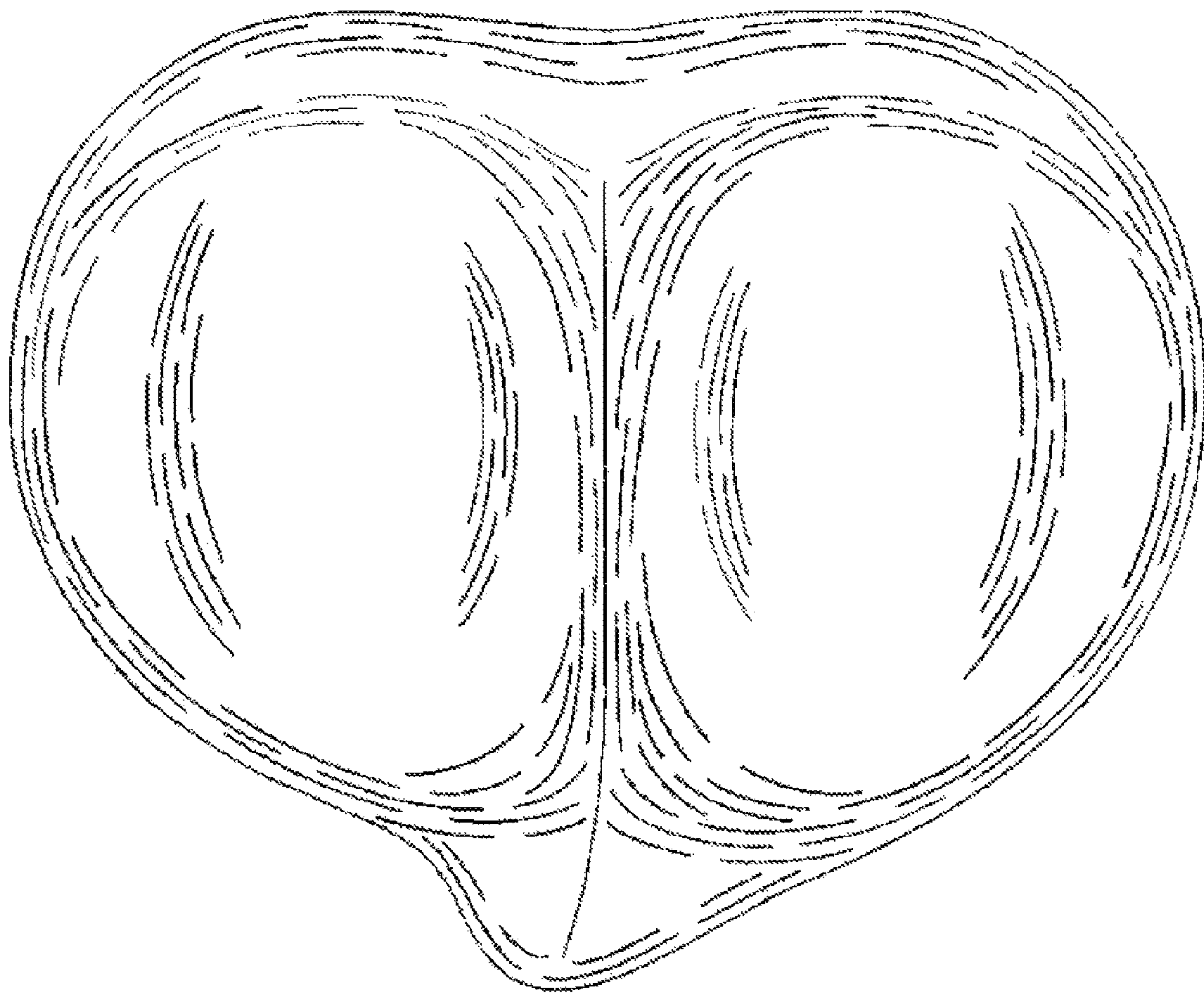


FIGURE 5

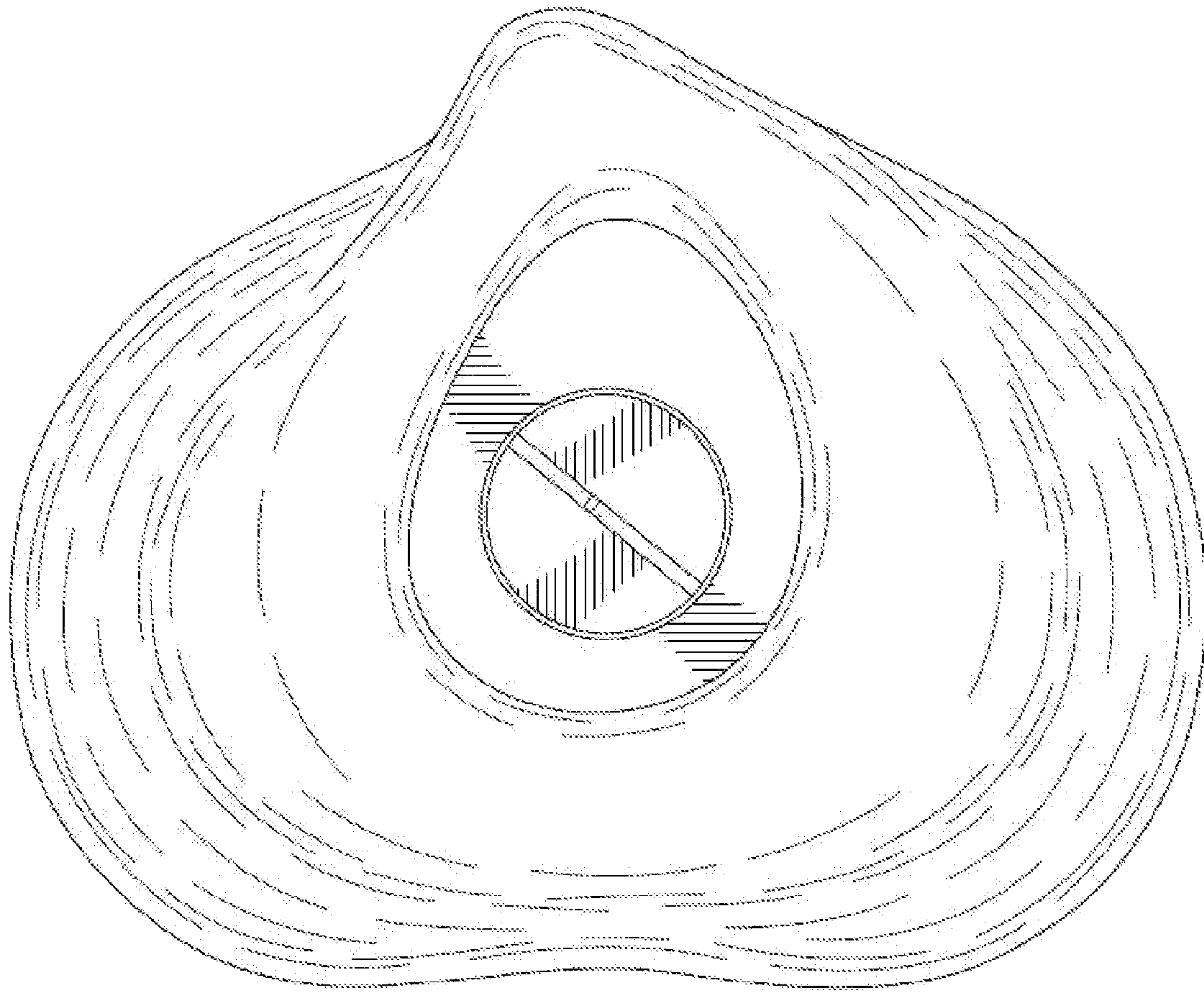


FIGURE 6




FIGURE 7



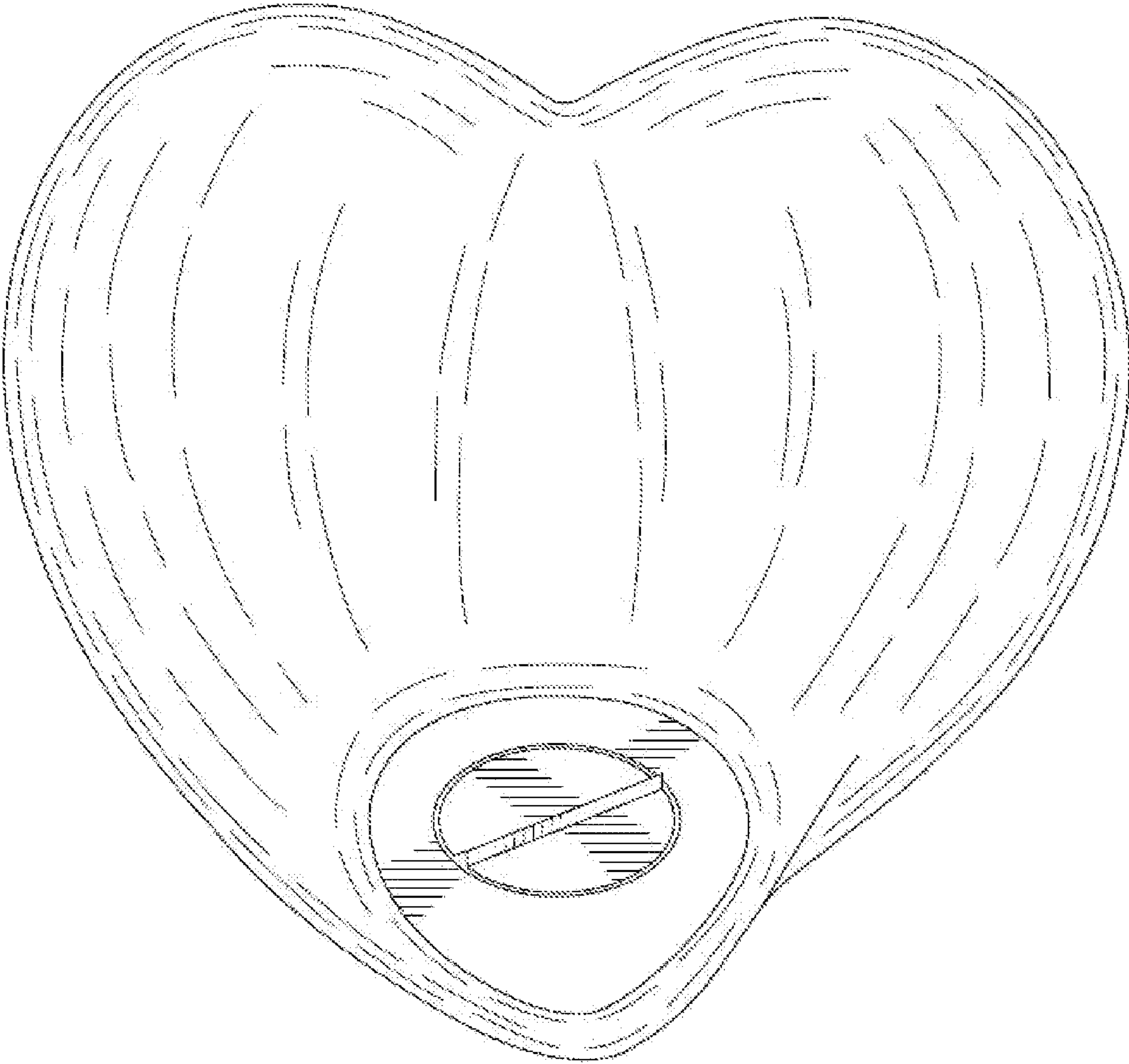


FIGURE 8