

US00D696828S

(12) **United States Design Patent**
Ashe et al.

(10) **Patent No.:** **US D696,828 S**

(45) **Date of Patent:** **** Dec. 31, 2013**

(54) **TOILET AID DEVICE**

(75) Inventors: **Brenda Louise Ashe**, Ottawa (CA);
Elaine Mamid, Toronto (CA); **Robert Gerritsen**, Burlington (CA)

(73) Assignee: **March of Dimes Canada**, Toronto, Ontario (CA)

(**) Term: **14 Years**

(21) Appl. No.: **29/423,417**

(22) Filed: **May 31, 2012**

(51) **LOC (9) Cl.** **04-01**

(52) **U.S. Cl.**
USPC **D32/51; D32/52**

(58) **Field of Classification Search**
USPC D32/50-52, 40, 44, 45; 473/301, 302;
15/143.1, 119.2, 120.1, 120.2, 116.1,
15/116.2, 150, 209.1-210.1; 401/137-140
See application file for complete search history.

(56) **References Cited**

U.S. PATENT DOCUMENTS

D211,656 S *	7/1968	Uldall	D7/688
4,493,124 A *	1/1985	Agapiou	15/104.94
5,592,713 A *	1/1997	Rones	15/210.1
D392,104 S *	3/1998	Berti	D4/138
D394,352 S *	5/1998	Berti	D4/138
D483,186 S *	12/2003	Libman et al.	D4/138
D500,926 S *	1/2005	Hay	D4/138
D527,189 S *	8/2006	Hay et al.	D4/138
D545,151 S *	6/2007	Lion et al.	D7/691
D569,173 S *	5/2008	Glander et al.	D7/393

D572,011 S *	7/2008	Zemel	D4/138
D575,519 S *	8/2008	Libman et al.	D4/138
D575,525 S *	8/2008	Libman et al.	D4/138
D579,615 S *	10/2008	Ames et al.	D32/52
D591,020 S *	4/2009	Dotterman et al.	D32/52
D608,965 S *	1/2010	Tanaka et al.	D32/40
D609,871 S *	2/2010	Zach et al.	D32/52
D627,200 S *	11/2010	Rothman	D7/692
D627,610 S *	11/2010	Lee et al.	D7/692
D658,894 S *	5/2012	Zemel	D4/131
2004/0244130 A1 *	12/2004	Kim	15/104.94
2007/0256264 A1 *	11/2007	Chen	15/209.1
2008/0244849 A1 *	10/2008	Moskovich et al.	15/143.1
2008/0250590 A1 *	10/2008	Trefethren et al.	15/145
2012/0233800 A1 *	9/2012	Smets et al.	15/207.2

* cited by examiner

Primary Examiner — John Windmuller

(74) *Attorney, Agent, or Firm* — Duane Morris LLP; J. Rodman Steele, Jr.; Gregory M. Lefkowitz

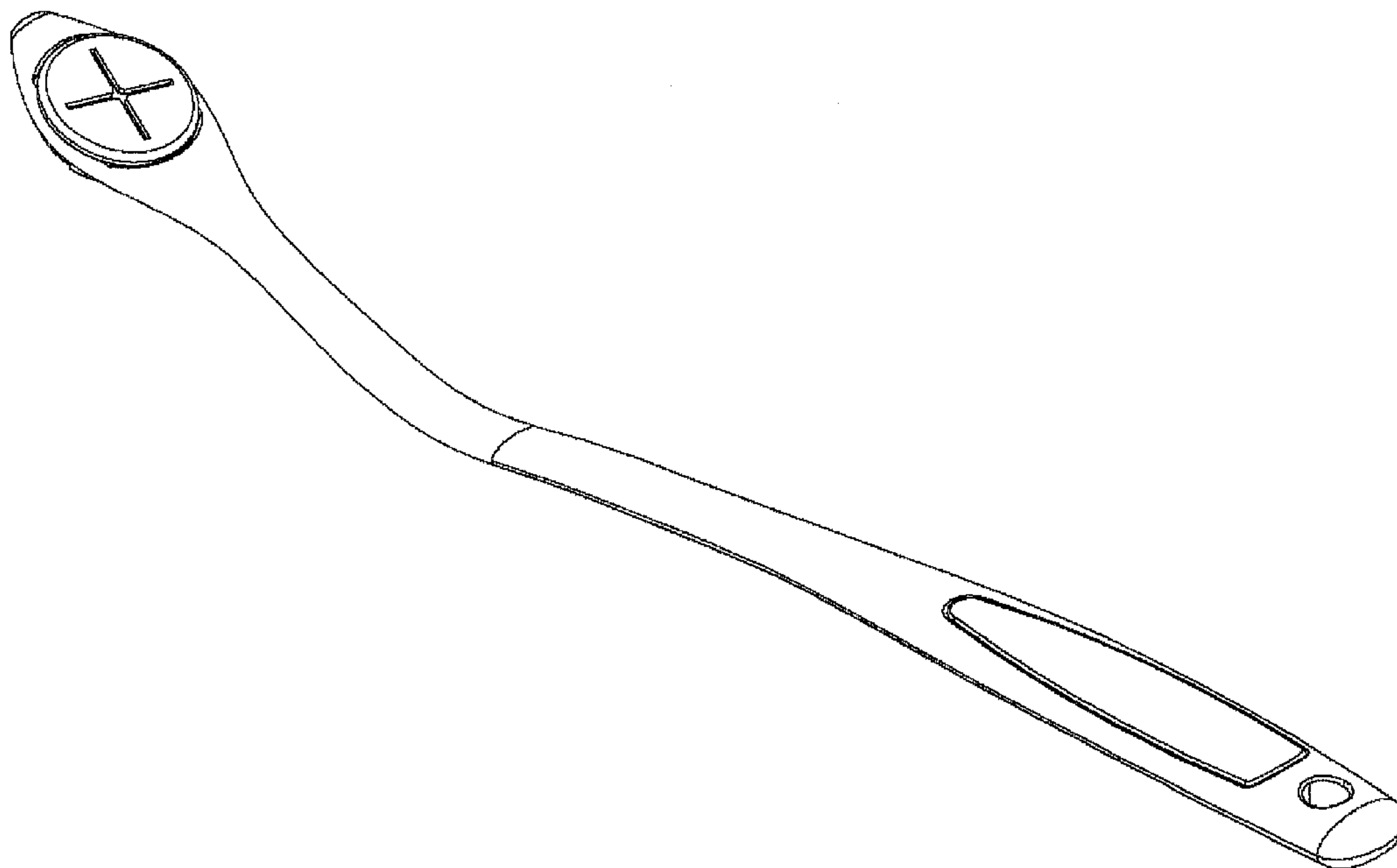
(57) **CLAIM**

The ornamental design for a toilet aid device, as shown and described.

DESCRIPTION

FIG. 1 is a perspective view of a toilet aid device;
FIG. 2 is a front view thereof;
FIG. 3 is a top view thereof;
FIG. 4 is a bottom view thereof;
FIG. 5 is a left side view thereof; and,
FIG. 6 is a right side view thereof.
The back view is a mirror image of the front view shown in FIG. 2.

1 Claim, 6 Drawing Sheets



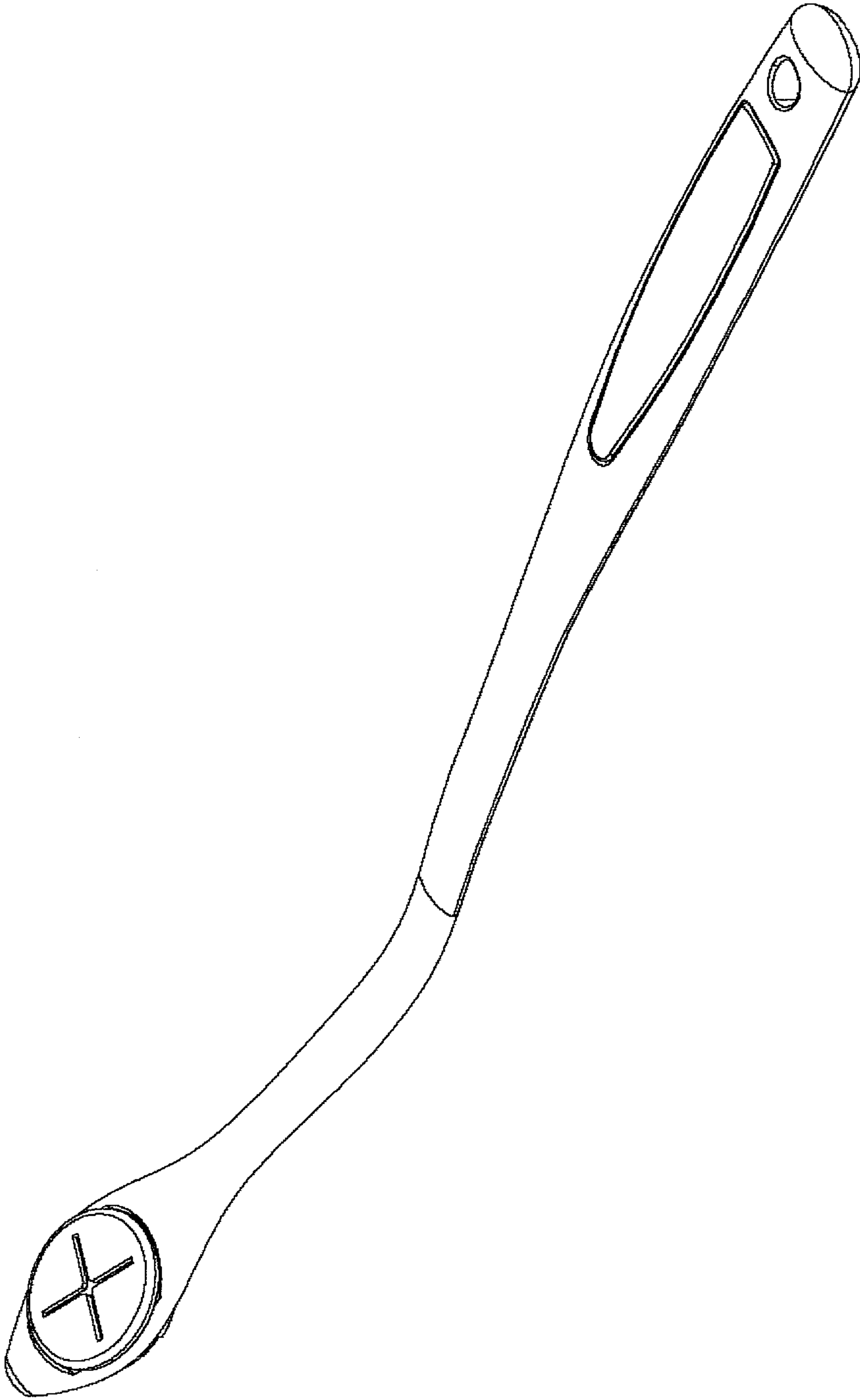


FIGURE 1

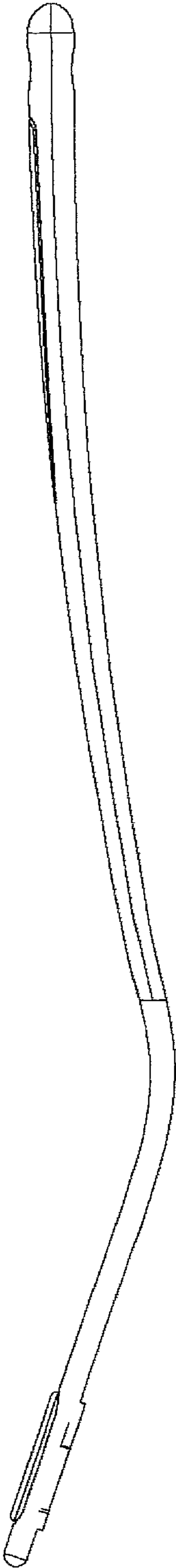


FIGURE 2

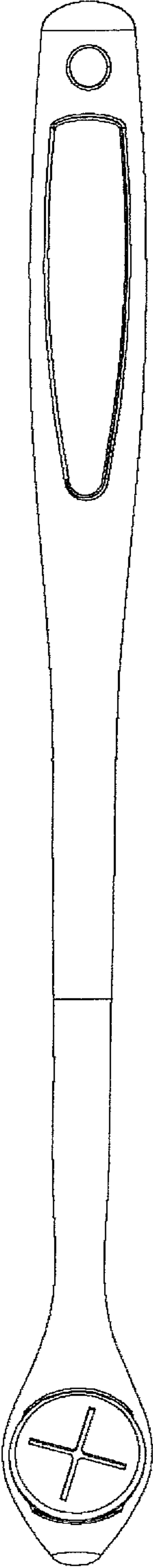


FIGURE 3




FIGURE 4

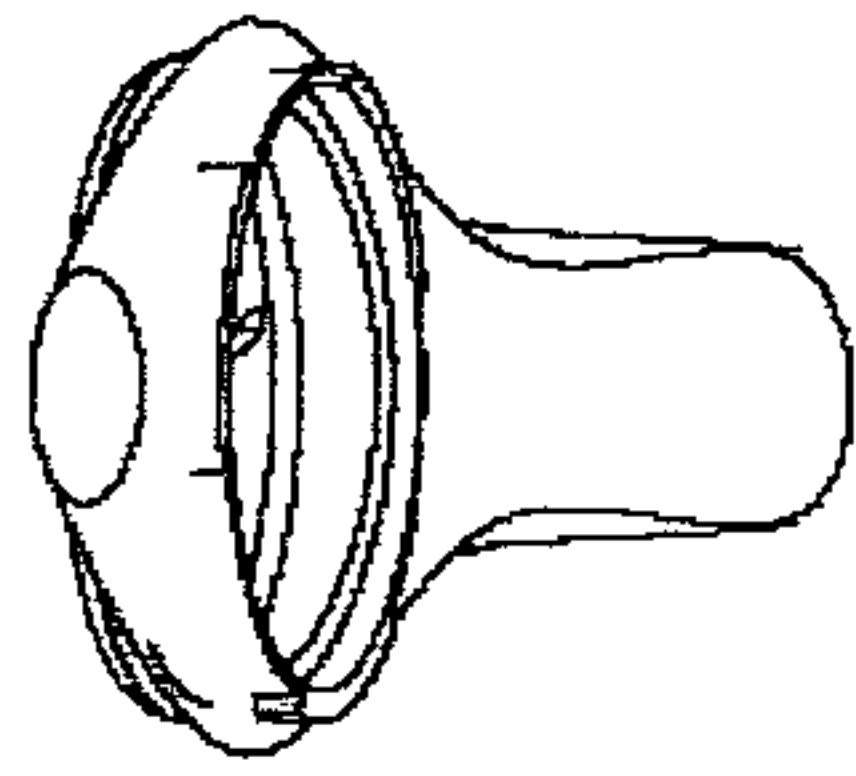


FIGURE 5

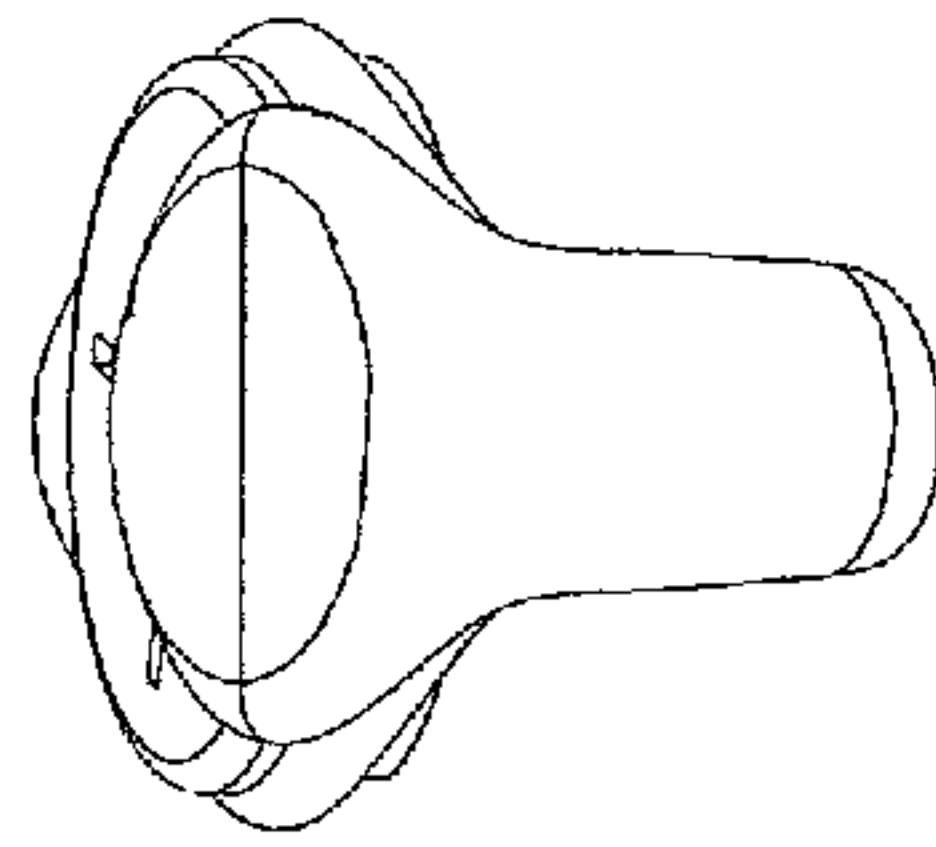


FIGURE 6