

US00D696807S

(12) **United States Design Patent**
Duquette et al.

(10) **Patent No.:** **US D696,807 S**
(45) **Date of Patent:** **** Dec. 31, 2013**

(54) **LUMINAIRE FOR ROAD LIGHTING**

(75) Inventors: **Jean-Francois Duquette**, Kirkland (CA); **Michael Fortin**, Sainte-Marthe sur le lac (CA); **Guy Galipeau**, Boisbriand (CA); **Etienne Dansereau**, Montreal (CA); **Jonathan Hardy**, Laval (CA); **Jean-Francois Laporte**, Laval (CA); **Pascal Pavao**, St-Jerome (CA); **Juan Ernesto Quintana**, Laval (CA)

(73) Assignee: **Koninklijke Philips N.V.**, Eindhoven (NL)

(**) Term: **14 Years**

(21) Appl. No.: **29/428,200**

(22) Filed: **Jul. 27, 2012**

(51) **LOC (9) Cl.** **26-05**

(52) **U.S. Cl.**
USPC **D26/71**

(58) **Field of Classification Search**
USPC D26/67-71, 107; 362/145, 183, 231, 362/240, 249.02, 249.03, 249.04, 249.06, 362/249.16, 373, 414, 431
See application file for complete search history.

(56) **References Cited**

U.S. PATENT DOCUMENTS

D186,547 S * 11/1959 Burton D26/69
3,032,648 A * 5/1962 Pfaff, Jr. 362/370
D233,784 S * 11/1974 Selden D25/127
4,242,726 A * 12/1980 Steadman 362/418

4,639,843 A * 1/1987 Compton 362/431
5,034,863 A * 7/1991 Huang 362/652
D501,946 S * 2/2005 Haugaard et al. D26/71
D555,280 S * 11/2007 Quintana-Creus et al. D26/71
D555,281 S * 11/2007 Quintana-Creus et al. D26/71
D600,847 S * 9/2009 Wung et al. D26/71
D609,380 S * 2/2010 Tilman D26/68
D612,526 S * 3/2010 Lundin D26/71
D620,171 S * 7/2010 Pauschitz D26/71
D622,885 S * 8/2010 Ng et al. D26/65
D624,689 S * 9/2010 Kao D26/69
D640,818 S * 6/2011 Ng et al. D26/65
8,162,516 B2 * 4/2012 Zheng 362/373
8,235,550 B2 * 8/2012 Kong et al. 362/249.02
8,256,925 B2 * 9/2012 Yuan 362/249.07

* cited by examiner

Primary Examiner — Clare E Heflin

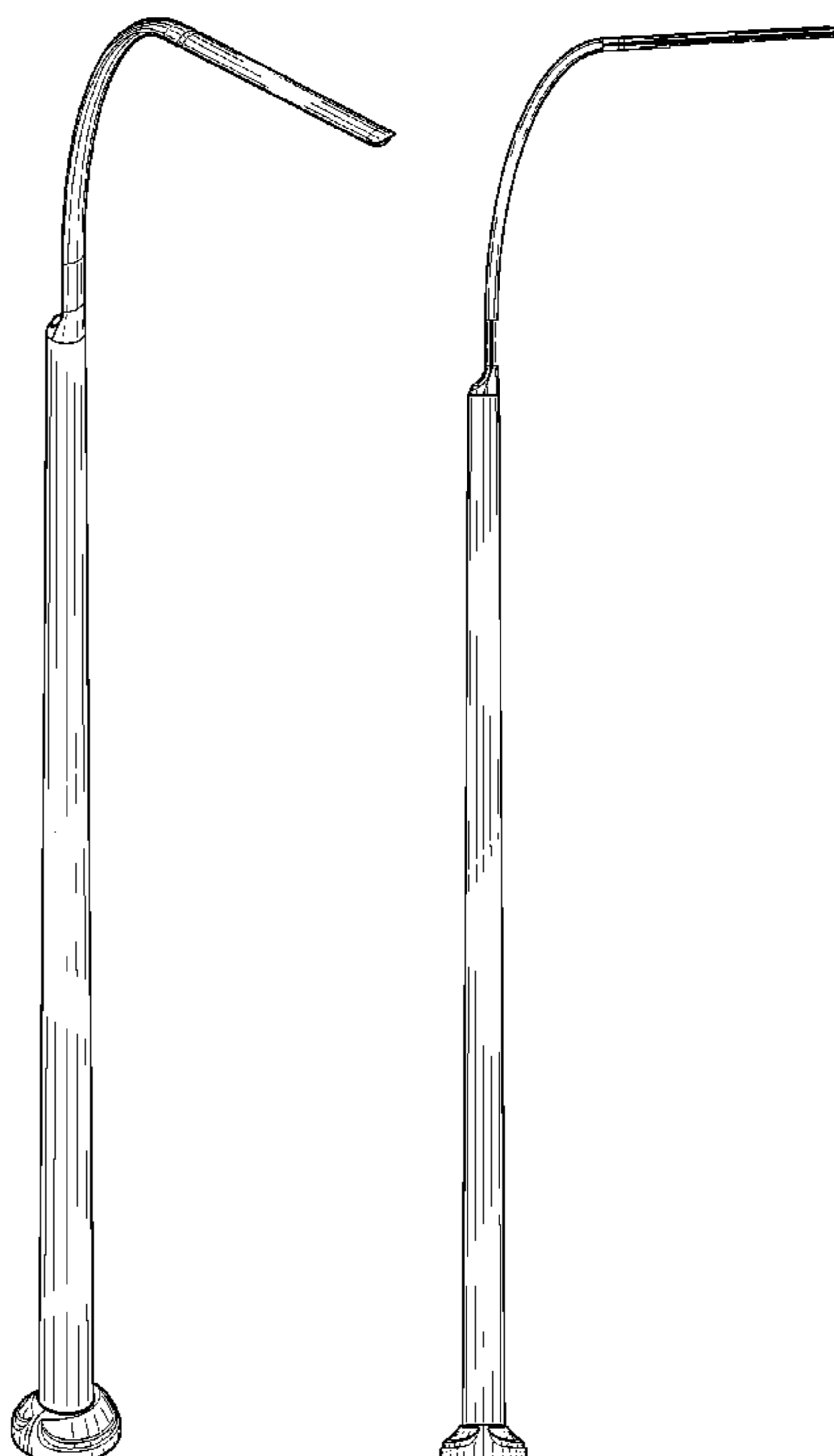
(57) **CLAIM**

The ornamental design for a luminaire for road lighting, as shown and described.

DESCRIPTION

FIG. 1 is a perspective view showing my design;
FIG. 2 is a front elevational view thereof;
FIG. 3 is a rear elevational view thereof;
FIG. 4 is a right side elevational view thereof;
FIG. 5 is a left side elevational view thereof;
FIG. 6 is a top plan view thereof; and,
FIG. 7 is a bottom plan view thereof.
The broken lines shown in FIG. 7 of the drawings depict portions of the luminaire that form no part of the claimed design.

1 Claim, 4 Drawing Sheets



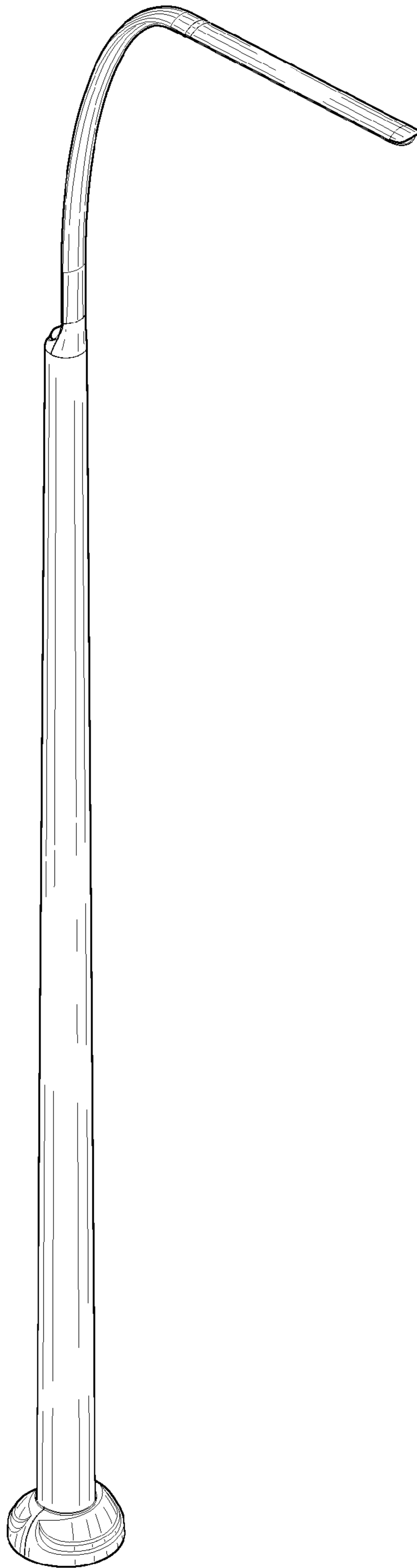


FIG. 1

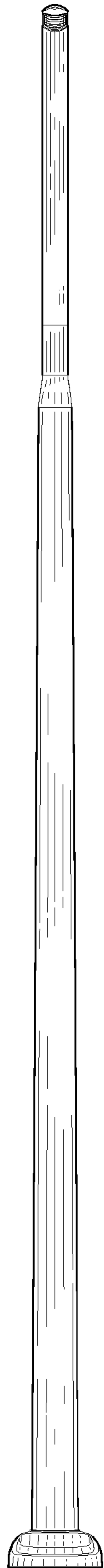


FIG. 2

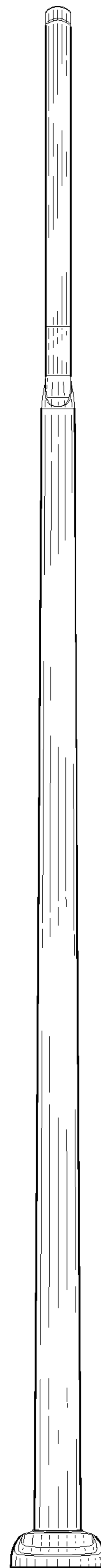


FIG. 3

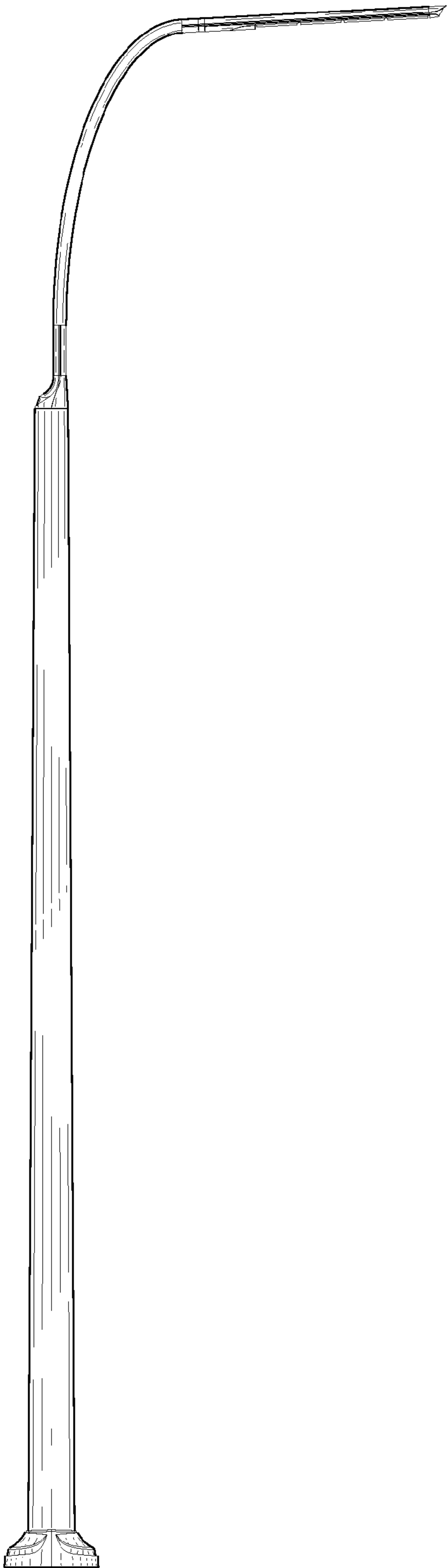


FIG. 4




FIG. 5

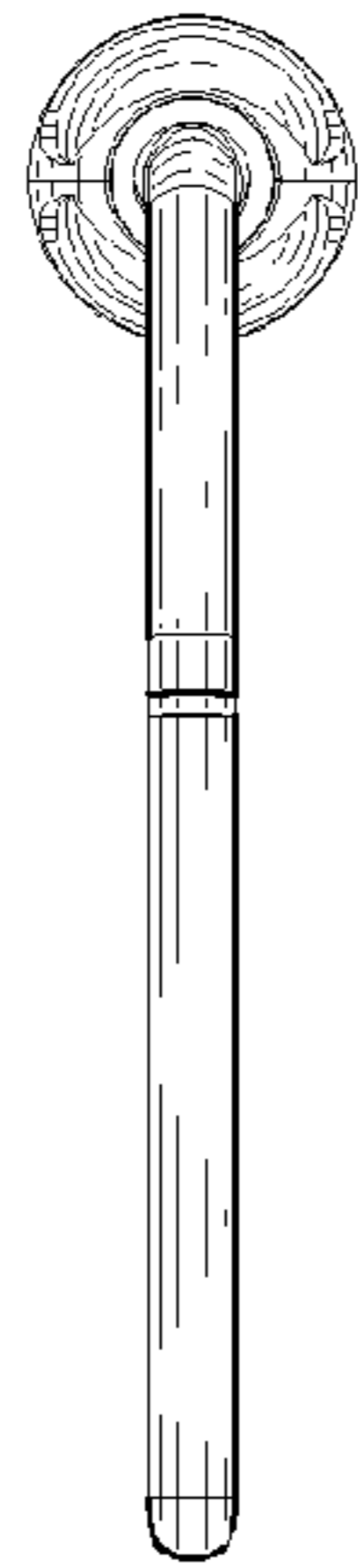


FIG. 6

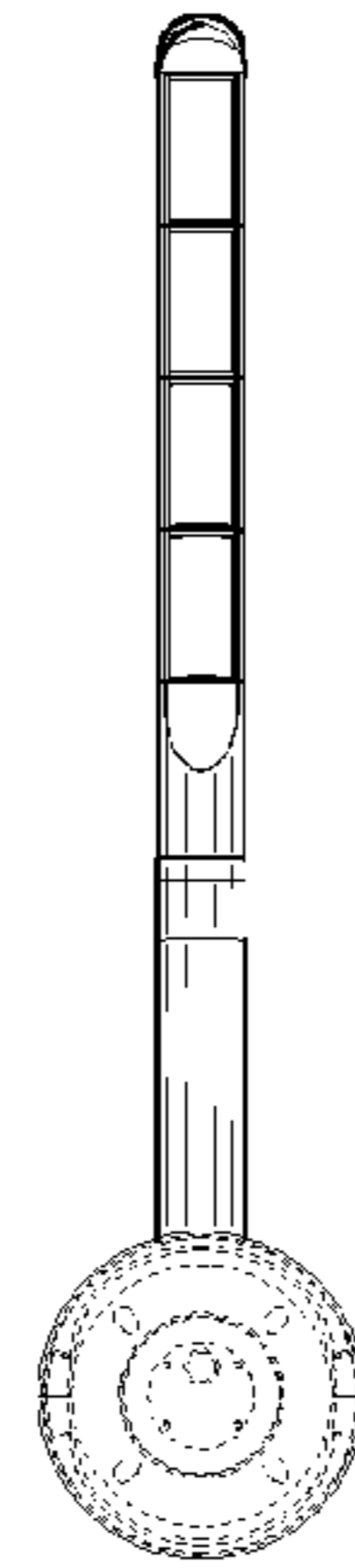


FIG. 7