

US00D696805S

(12) **United States Design Patent**
Duquette et al.

(10) **Patent No.:** **US D696,805 S**
(45) **Date of Patent:** **** Dec. 31, 2013**

(54) **LIGHT COLUMN**

(75) Inventors: **Jean-Francois Duquette**, Kirkland (CA); **Michael Fortin**, Sainte-Marthe sur le lac (CA); **Guy Galipeau**, Boisbriand (CA); **Etienne Dansereau**, Montreal (CA); **Jonathan Hardy**, Laval (CA); **Jean-Francois Laporte**, Laval (CA); **Juan Ernesto Quintana**, Laval (CA); **Pascal Pavao**, St-Jerome (CA)

(73) Assignee: **Koninklijke Philips N.V.**, Eindhoven (NL)

(**) Term: **14 Years**

(21) Appl. No.: **29/428,201**

(22) Filed: **Jul. 27, 2012**

(51) **LOC (9) Cl.** **26-05**

(52) **U.S. Cl.**
USPC **D26/68**

(58) **Field of Classification Search**
USPC D26/67-71, 107; 362/145, 183, 231, 362/240, 249.02, 249.03, 249.04, 249.06, 362/249.16, 373, 414, 431
See application file for complete search history.

(56) **References Cited**

U.S. PATENT DOCUMENTS

4,639,843 A * 1/1987 Compton 362/431
D310,887 S * 9/1990 Paris D26/68

5,417,438 A * 5/1995 Poff 473/415
D377,229 S * 1/1997 Shalvi D26/68
D383,867 S * 9/1997 Shalvi D26/68
D438,999 S * 3/2001 Bossy D26/68
D444,899 S * 7/2001 Bossy D26/68
D495,445 S * 8/2004 Cooper et al. D26/67
D609,380 S * 2/2010 Tilman D26/68
D620,171 S * 7/2010 Pauschitz D26/71
D638,974 S * 5/2011 Fuksas D26/68
D663,460 S * 7/2012 Wauters D26/68
2009/0040750 A1 * 2/2009 Myer 362/183

* cited by examiner

Primary Examiner — Clare E Heflin

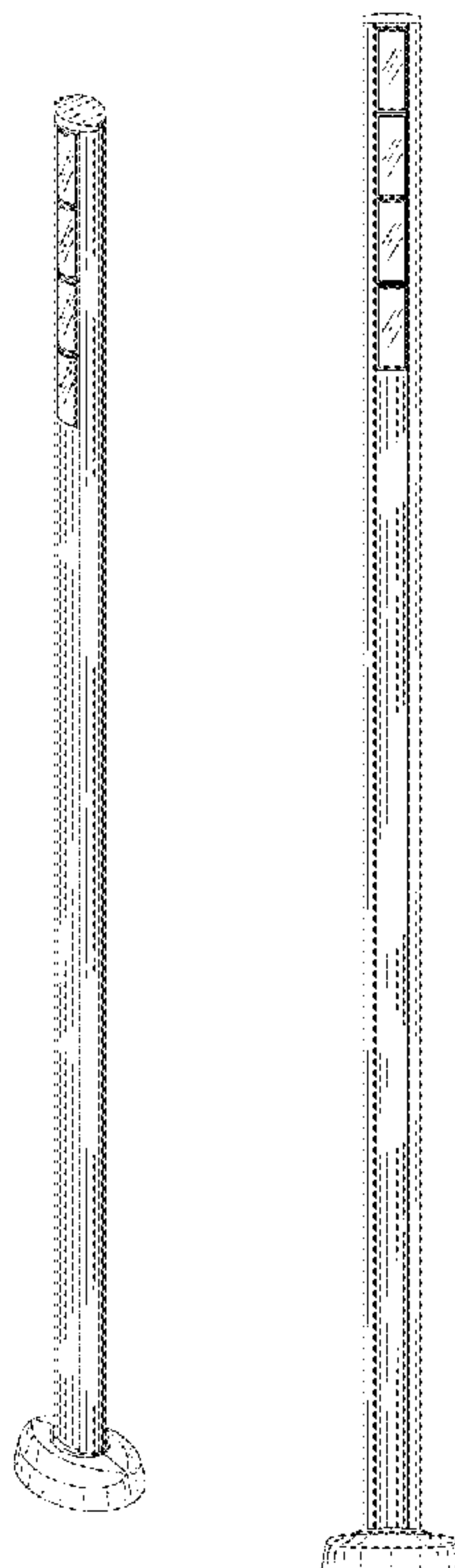
(57) **CLAIM**

The ornamental design for a light column, as shown and described.

DESCRIPTION

FIG. 1 is a perspective view showing my design;
FIG. 2 is a front elevational view thereof;
FIG. 3 is a rear elevational view thereof;
FIG. 4 is a right side elevational view thereof;
FIG. 5 is a left side elevational view thereof;
FIG. 6 is a top plan view thereof; and,
FIG. 7 is a bottom plan view thereof.
The broken lines shown in FIG. 7 of the drawings depict portions of the light column that form no part of the claimed design.

1 Claim, 3 Drawing Sheets



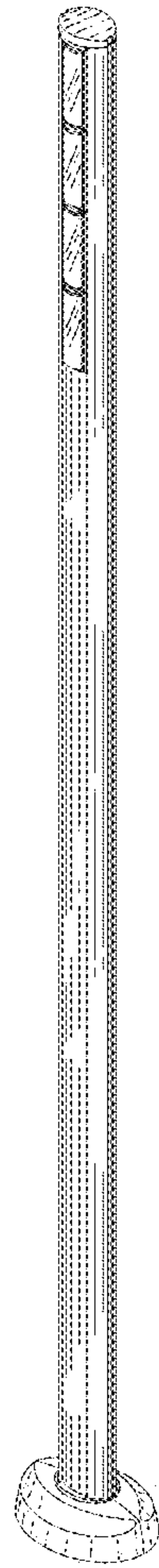


FIG. 1

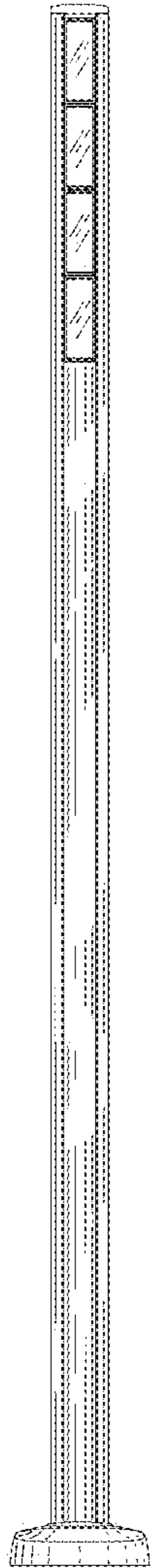


FIG. 2

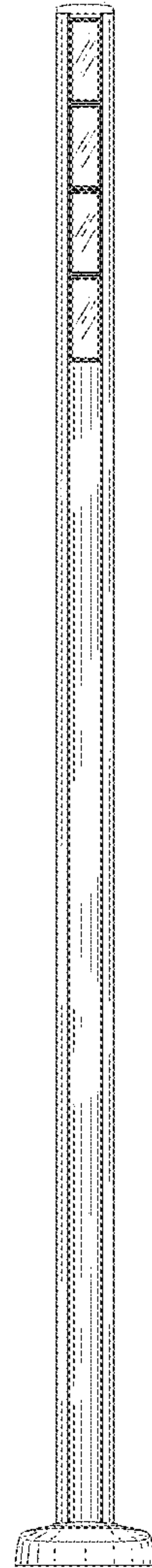


FIG. 3

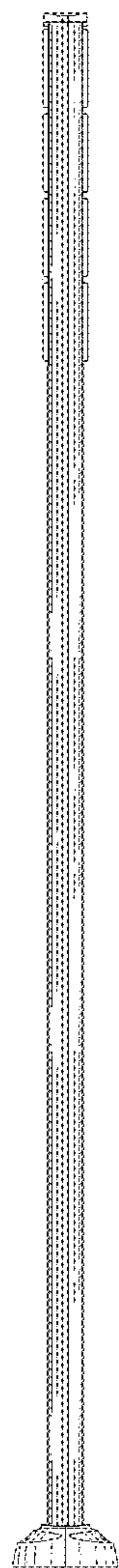


FIG. 4

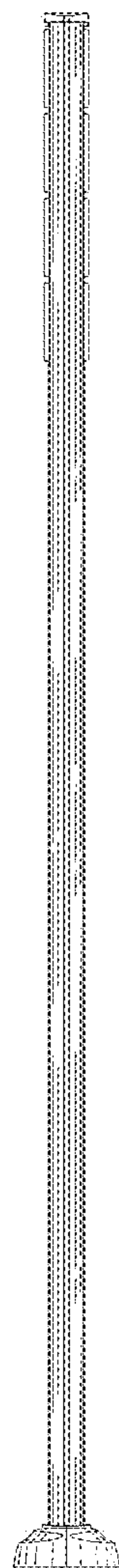


FIG. 5

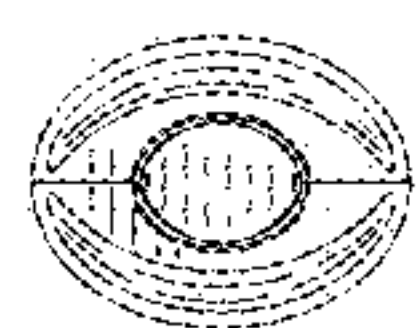


FIG. 6

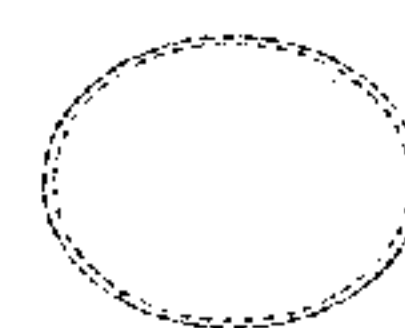


FIG. 7