



US00D696793S

(12) **United States Design Patent**
Griffith

(10) **Patent No.:** **US D696,793 S**

(45) **Date of Patent:** **** Dec. 31, 2013**

(54) **DECORATIVE CONCRETE UNIT**

(56) **References Cited**

(71) Applicant: **Rampf Molds Industries Inc.,**
Hagerstown, MD (US)

(72) Inventor: **Tom Griffith, Barrie (CA)**

(73) Assignee: **Rampf Molds Industries, Inc.,**
Hagerstown, MD (US)

(**) Term: **14 Years**

(21) Appl. No.: **29/433,606**

(22) Filed: **Oct. 2, 2012**

(51) **LOC (9) Cl.** **25-01**

(52) **U.S. Cl.**
USPC **D25/113**

(58) **Field of Classification Search**
USPC D25/102-118, 136, 138, 140, 151, 152,
D25/153, 156-163; D21/484-491,
D21/499-504; 405/16, 284, 286;
52/503-505, 574, 575, 596-612,
52/311.1, 311.2, 316, 554; 404/27-42;
D8/1; D5/55, 56

See application file for complete search history.

U.S. PATENT DOCUMENTS

D44,435 S *	8/1913	Dobbins	D25/111
D470,953 S *	2/2003	de Pauw	D25/163
D531,326 S *	10/2006	Folliard	D25/163
D531,739 S *	11/2006	Folliard	D25/163
D573,727 S *	7/2008	Heatherly	D25/139
D578,669 S *	10/2008	Kaump	D25/163
D582,057 S *	12/2008	Plies	D25/113
D590,957 S *	4/2009	Frei	D25/103
D653,779 S *	2/2012	Damen et al.	D25/138

* cited by examiner

Primary Examiner — Anhdao Doan

(74) *Attorney, Agent, or Firm* — Burr & Brown

(57) **CLAIM**

The ornamental design for a decorative concrete unit, as shown and described.

DESCRIPTION

FIG. 1 is front view of a decorative concrete unit illustrating my new design;
FIG. 2 is a top view thereof;
FIG. 3 is a left side view thereof;
FIG. 4 is a right side view thereof;
FIG. 5 is a bottom view thereof; and,
FIG. 6 is a rear view thereof.
The broken lines in the drawings represent unclaimed subject matter.

1 Claim, 3 Drawing Sheets




FIG. 1




FIG. 2



FIG. 3

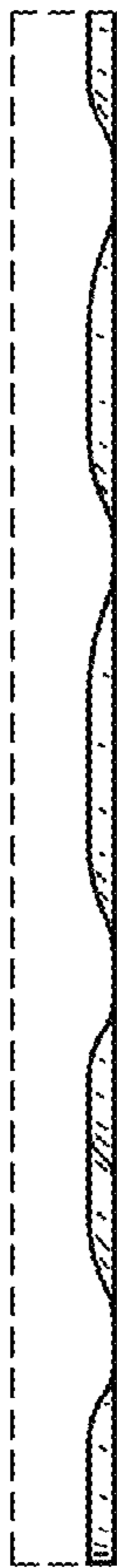


FIG. 4

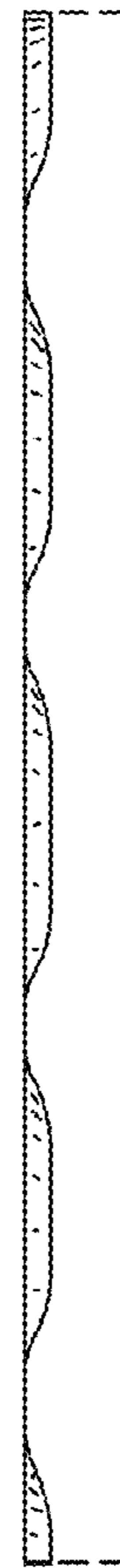


FIG. 5



FIG. 6

