



US00D696788S

(12) **United States Design Patent**
Duquet

(10) **Patent No.:** **US D696,788 S**

(45) **Date of Patent:** **** Dec. 31, 2013**

(54) **FLUID DISPENSER**

(71) Applicant: **Aptar France SAS**, Le Neubourg (FR)

(72) Inventor: **Frédéric Duquet**, Crespieres (FR)

(73) Assignee: **Aptar France SAS**, Le Neubourg (FR)

(**) Term: **14 Years**

(21) Appl. No.: **29/439,153**

(22) Filed: **Dec. 7, 2012**

(30) **Foreign Application Priority Data**

Jun. 11, 2012 (EM) 002055673-0005

(51) **LOC (9) Cl.** **24-02**

(52) **U.S. Cl.**
USPC **D24/222**

(58) **Field of Classification Search**

USPC D24/216, 222–226, 231, 232, 186, 169,
D24/108, 112–115, 117, 121, 127, 130;
D10/81; 422/521, 501–503; 73/863.32,
73/864.01, 864.16, 864.17, 864.14,
73/864.21; 436/180; D9/690, 724
See application file for complete search history.

(56) **References Cited**

U.S. PATENT DOCUMENTS

D228,492 S * 10/1973 Cohen D24/222
5,445,797 A * 8/1995 Flesher 422/525

D375,256 S * 11/1996 Chadfield D9/504
D387,426 S * 12/1997 Husar et al. D24/112
6,439,440 B1 * 8/2002 Lasserre 222/402.21
D508,209 S * 8/2005 Lamb et al. D9/504
D521,385 S * 5/2006 Priestman D9/529
D527,269 S * 8/2006 Priestman D9/529
D567,669 S * 4/2008 Py et al. D9/724
D584,815 S * 1/2009 Goodman et al. D24/115
D652,915 S * 1/2012 Wills et al. D24/115

* cited by examiner

Primary Examiner — Anhdao Doan

(74) *Attorney, Agent, or Firm* — Sughrue Mion, PLLC

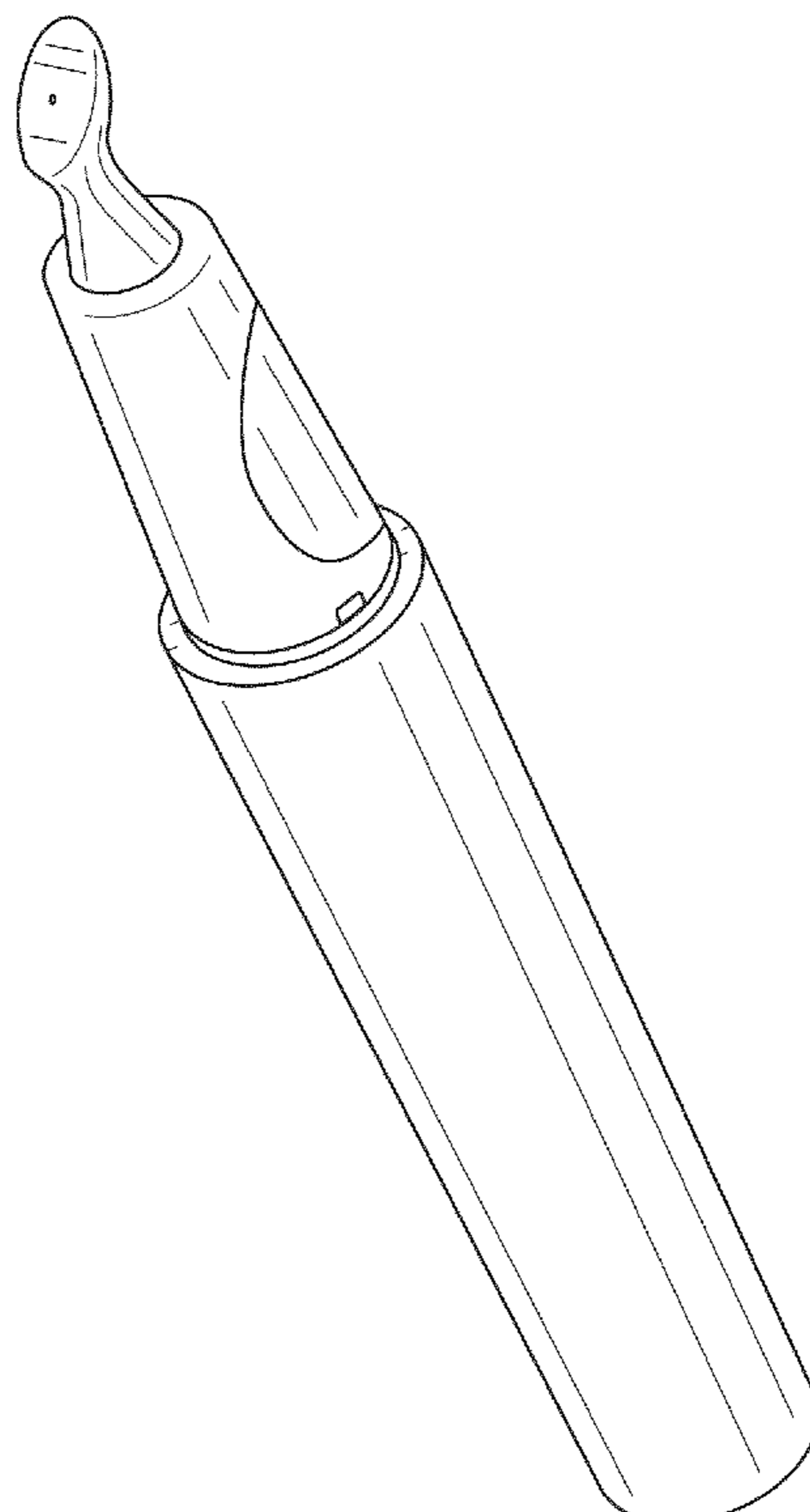
(57) **CLAIM**

The ornamental design for a fluid dispenser, as shown and described.

DESCRIPTION

FIG. 1 is a perspective view of a fluid dispenser;
FIG. 2 is a left side view thereof;
FIG. 3 is a right side view thereof;
FIG. 4 is a front view thereof;
FIG. 5 is a rear view thereof;
FIG. 6 is a bottom view thereof; and,
FIG. 7 is a top view thereof.
The broken lines in FIG. 6 are included for the purpose of illustrating a portion of the fluid dispenser that forms no part of the claimed design.

1 Claim, 7 Drawing Sheets



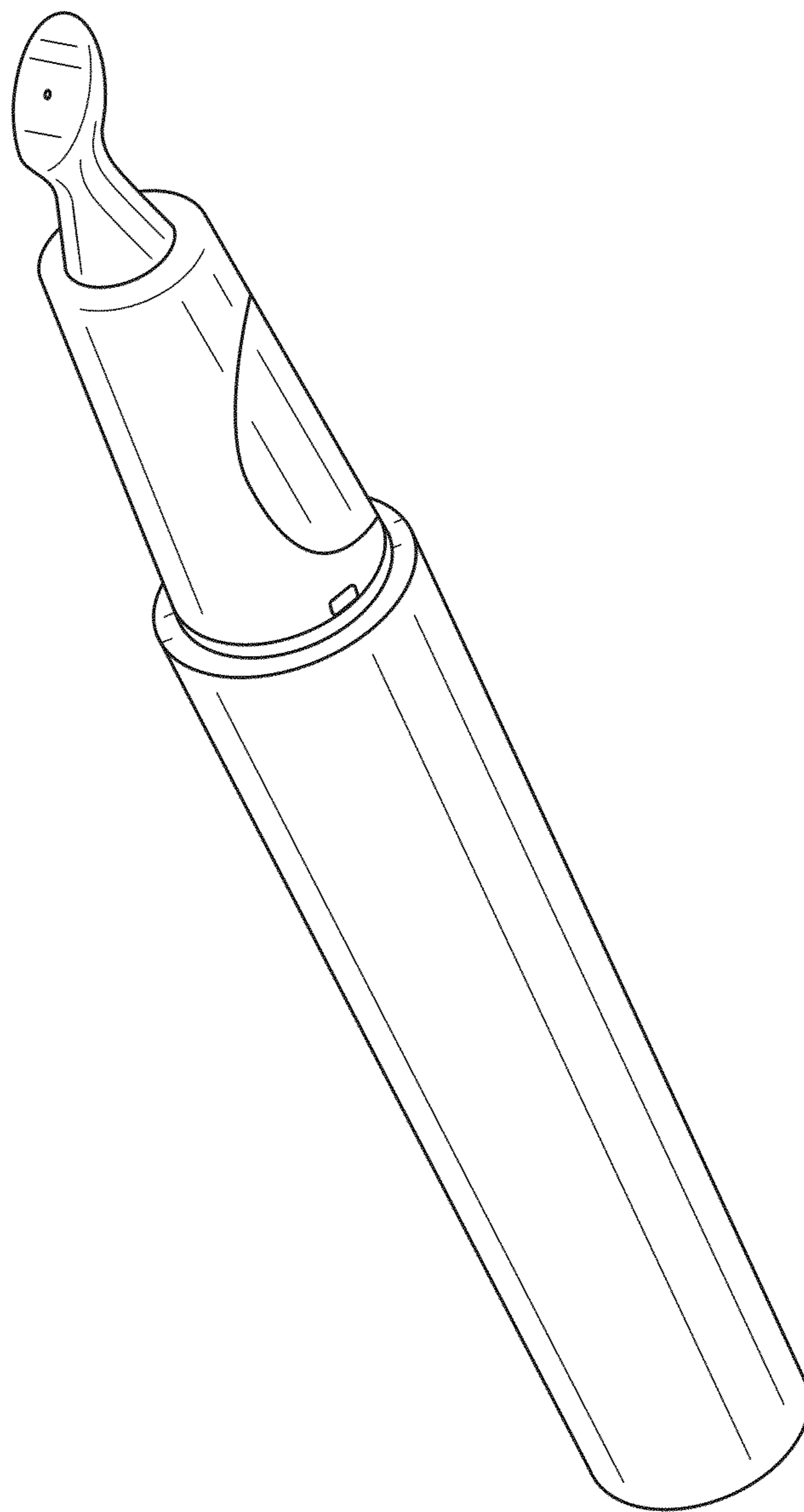


FIG. 1

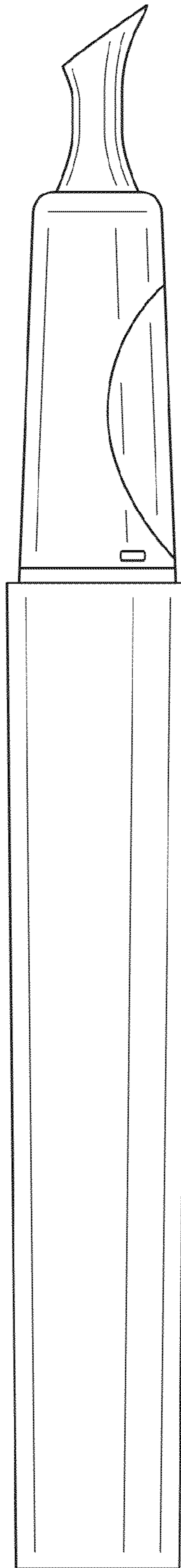


FIG. 2




FIG. 3




FIG. 4

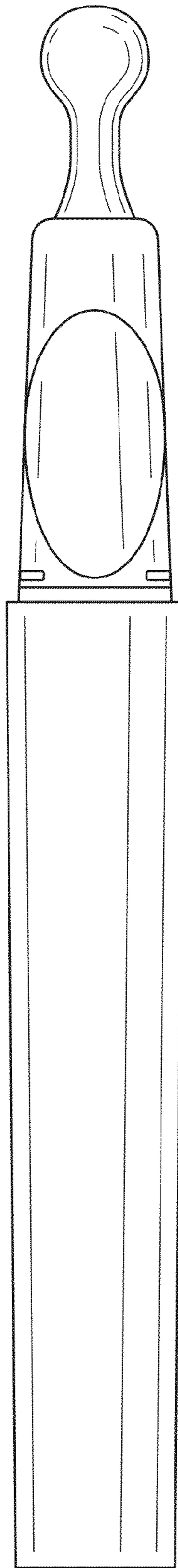


FIG. 5

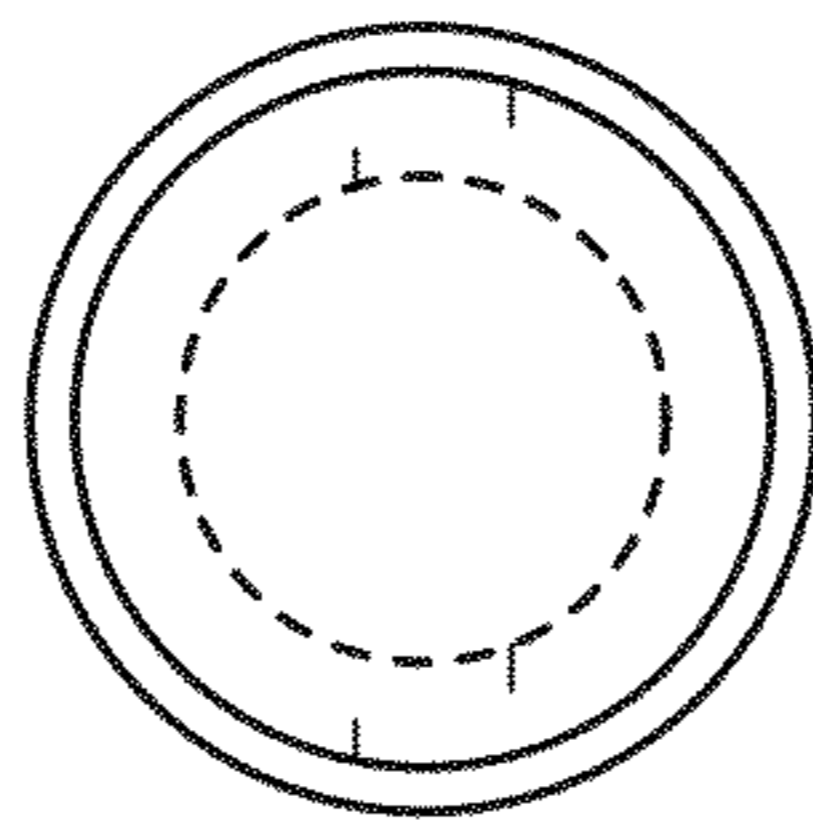


FIG. 6

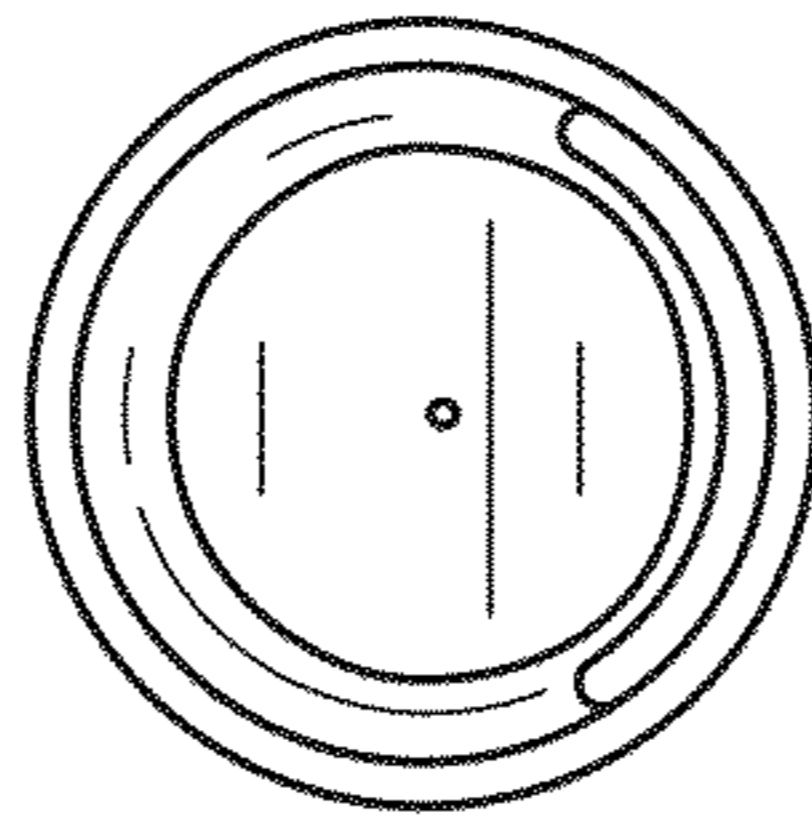


FIG. 7