



US00D696780S

(12) **United States Design Patent**
Jagger et al.

(10) **Patent No.:** **US D696,780 S**

(45) **Date of Patent:** **** Dec. 31, 2013**

(54) **IMPLANT**

(71) Applicant: **AMS Research Corporation**,
Minnetonka, MN (US)

(72) Inventors: **Karl A. Jagger**, Deephaven, MN (US);
Dean W. Hacker, Maple Grove, MN
(US); **Benjamin M. Wilke**, Circle Pines,
MN (US); **Seth C. Kelto**, Mound, MN
(US); **Jessica E. Felton**, Minneapolis,
MN (US)

(73) Assignee: **AMS Research Corporation**,
Minnetonka, MN (US)

(**) Term: **14 Years**

(21) Appl. No.: **29/450,472**

(22) Filed: **Mar. 18, 2013**

Related U.S. Application Data

(62) Division of application No. 29/422,909, filed on May
24, 2012.

(51) **LOC (9) Cl.** **24-02**

(52) **U.S. Cl.**
USPC **D24/155**

(58) **Field of Classification Search**
USPC D24/155, 156, 133, 152, 154, 135, 141,
D24/144-146, 151; 606/151; 600/30, 34, 37
See application file for complete search history.

(56) **References Cited**

U.S. PATENT DOCUMENTS

3,710,789	A *	1/1973	Ersek	606/60
D444,878	S *	7/2001	Walter	D24/155
D516,723	S *	3/2006	Shanley	D24/155
D523,558	S *	6/2006	Shanley	D24/155
D553,746	S *	10/2007	Fliedner	D24/155
7,637,936	B2 *	12/2009	Doran et al.	623/1.15
2007/0239257	A1 *	10/2007	Weber et al.	623/1.15
2010/0122698	A1 *	5/2010	Shaffer et al.	128/204.18
2010/0137974	A1 *	6/2010	Chouinard et al.	623/1.16

* cited by examiner

Primary Examiner — Ian Simmons

Assistant Examiner — Charles Hanson

(74) *Attorney, Agent, or Firm* — Gregory L. Koeller

(57) **CLAIM**

We claim the ornamental design for an implant, as shown and described.

DESCRIPTION

FIG. 1 is a perspective view of an implant showing our new design;

FIG. 2 is a top view thereof;

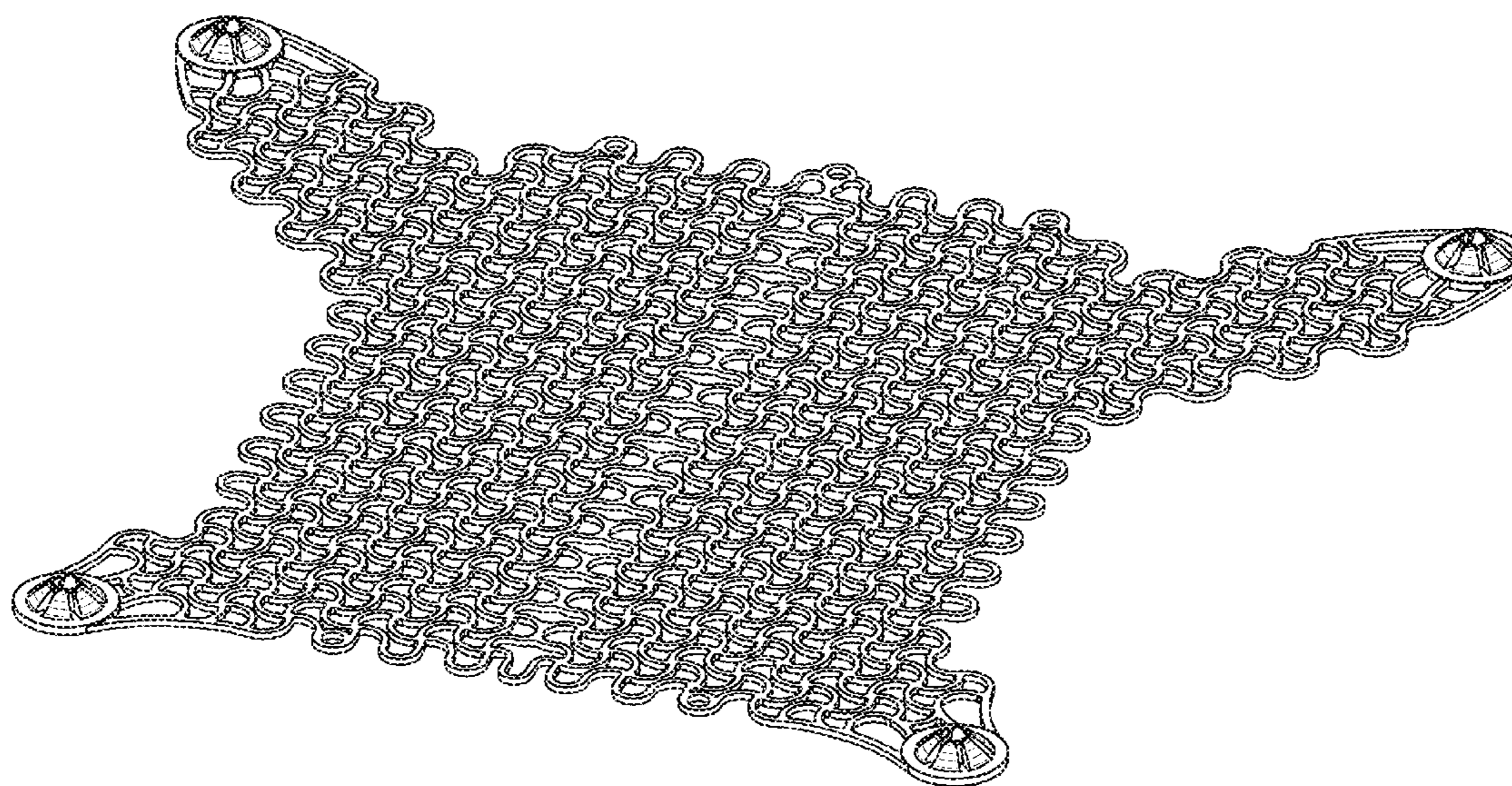
FIG. 3 is a bottom view thereof;

FIG. 4 is back view thereof;

FIG. 5 is a front view thereof; and,

FIG. 6 is a side view thereof; the opposite side being a mirror image.

1 Claim, 5 Drawing Sheets



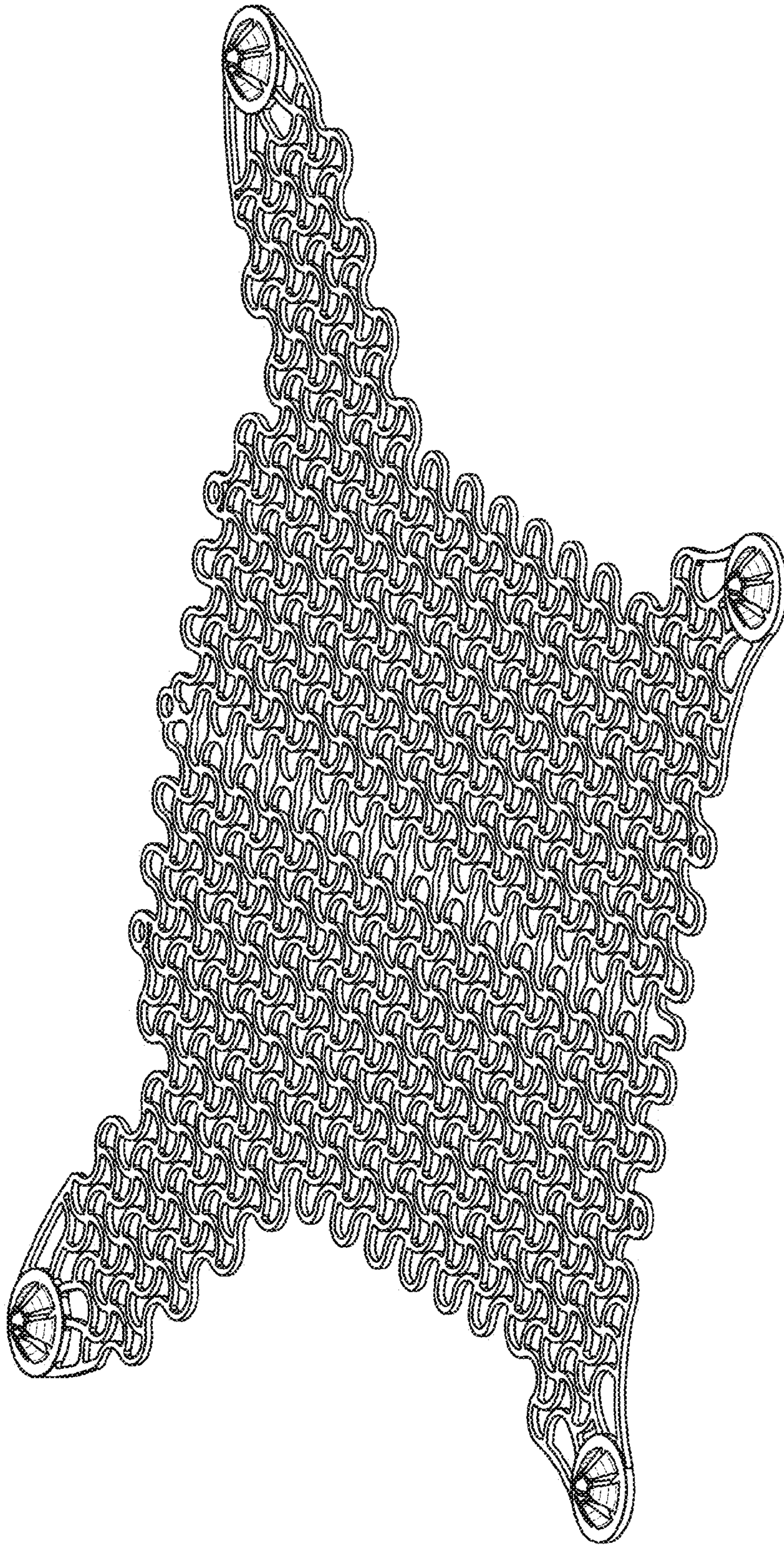


Fig. 1

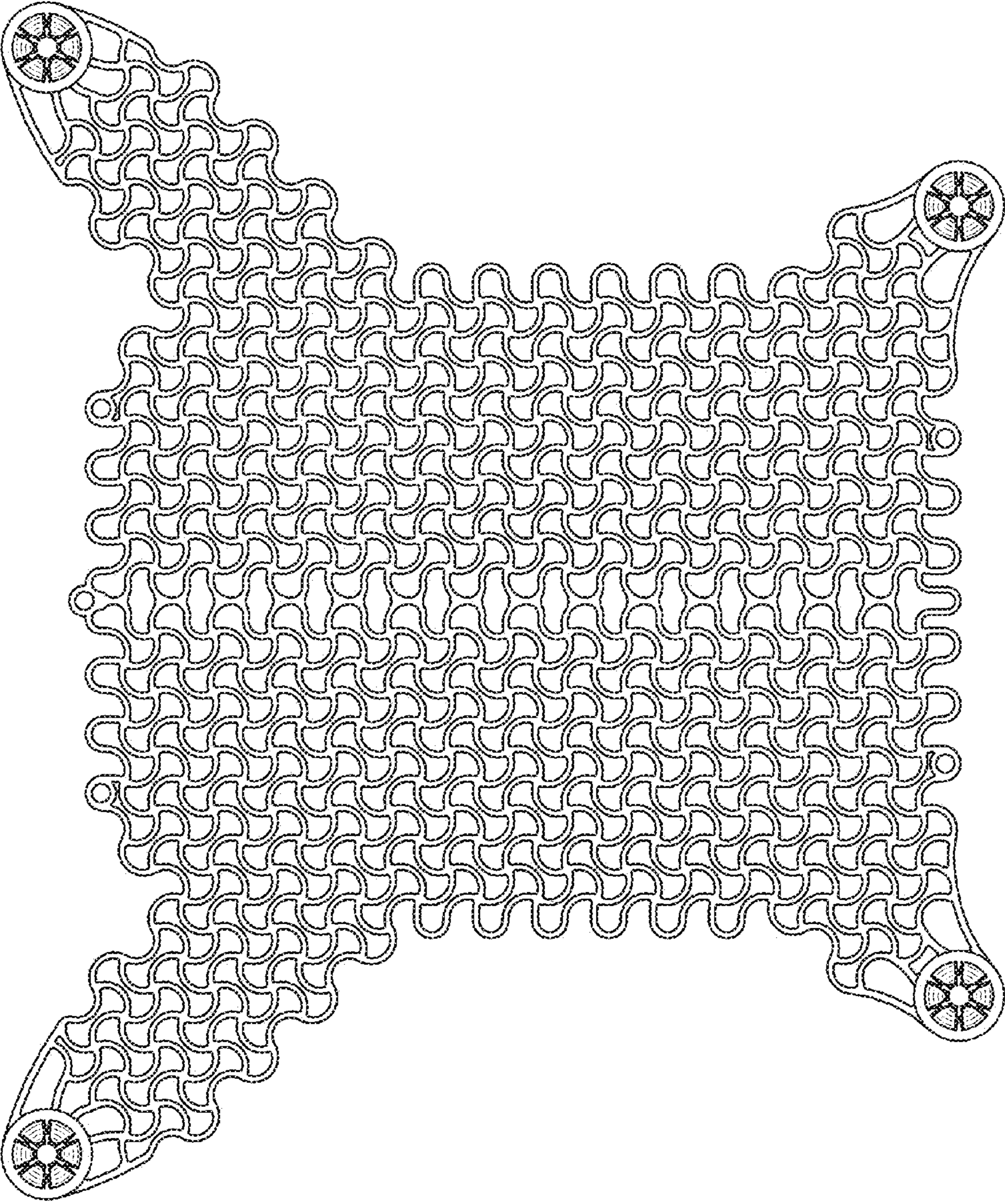


Fig. 2

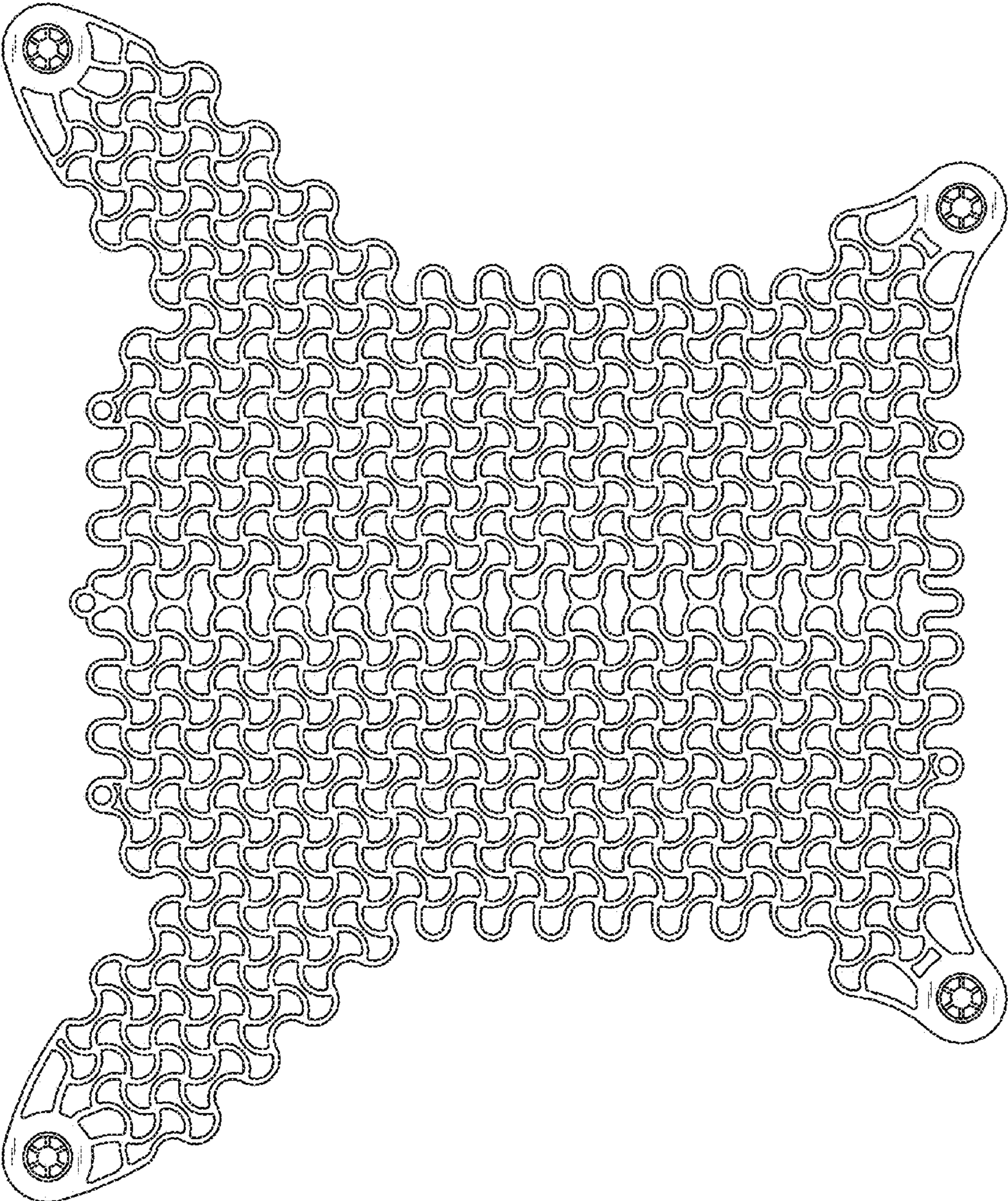


Fig. 3



Fig. 4



Fig. 5



Fig. 6