



US00D696778S

(12) **United States Design Patent**
Liao et al.

(10) **Patent No.:** **US D696,778 S**

(45) **Date of Patent:** **** Dec. 31, 2013**

(54) **NECK WRINKLE REMOVAL DEVICE**

(76) Inventors: **Zhisheng Liao**, Shenzhen (CN); **Yue Su**, Shenzhen (CN)

(**) Term: **14 Years**

(21) Appl. No.: **29/428,213**

(22) Filed: **Jul. 27, 2012**

(30) **Foreign Application Priority Data**

Jul. 16, 2012 (CN) 2012 3 0317270

(51) **LOC (9) Cl.** **24-02**

(52) **U.S. Cl.**
USPC **D24/133**

(58) **Field of Classification Search**
USPC D24/133, 140, 144; 600/306, 439, 459;
601/2; 604/20, 22; 606/9, 131;
607/100, 101
See application file for complete search history.

(56) **References Cited**

U.S. PATENT DOCUMENTS

D389,956 S *	1/1998	Schulz	D28/49
D479,324 S *	9/2003	Greaney	D24/113
D500,854 S *	1/2005	Eichel	D24/146
D604,855 S *	11/2009	Shearlaw et al.	D24/186

D609,361 S *	2/2010	McGarry et al.	D24/209
D612,510 S *	3/2010	Byle	D24/210
D621,950 S *	8/2010	Seki et al.	D24/209
D629,118 S *	12/2010	Yeo	D24/214
D655,041 S *	2/2012	Grabes et al.	D28/44
8,317,781 B2 *	11/2012	Owens et al.	606/9
2007/0198004 A1 *	8/2007	Altshuler et al.	606/9
2008/0058783 A1 *	3/2008	Altshuler et al.	606/9
2010/0210993 A1 *	8/2010	Flyash et al.	604/20

* cited by examiner

Primary Examiner — Bridget L Eland

(74) *Attorney, Agent, or Firm* — Jackson IPG PLLC


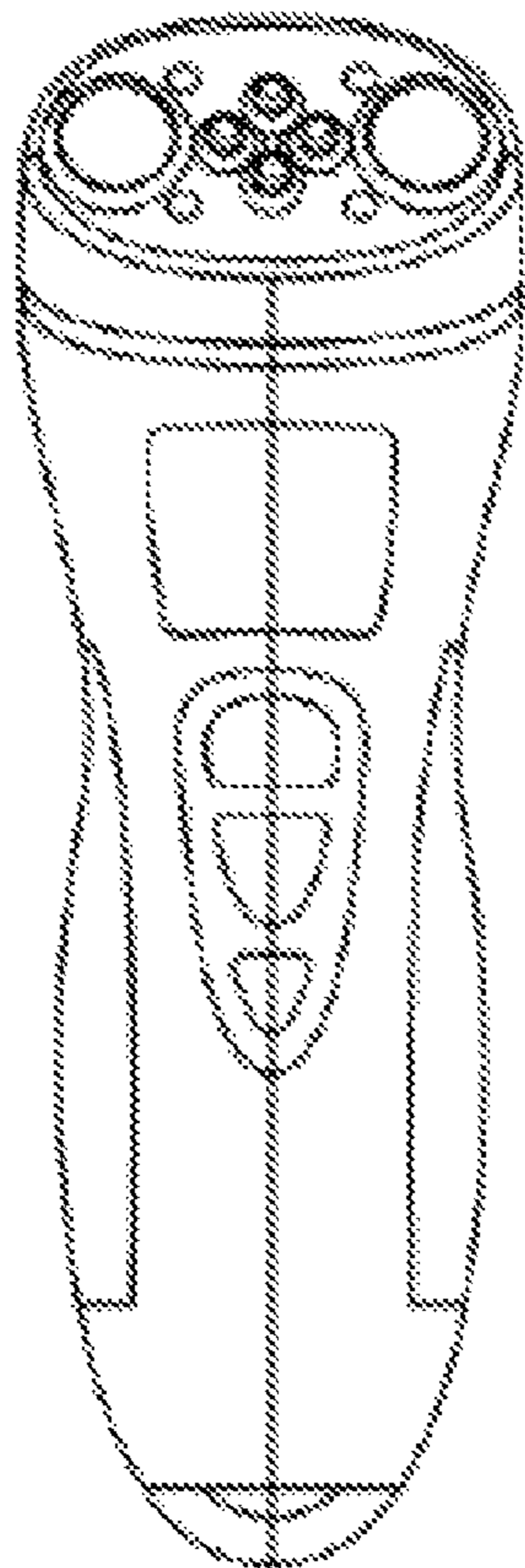
(57) **CLAIM**

The ornamental design for a neck wrinkle removal device, as shown and described.

DESCRIPTION

FIG. 1 is a front perspective view of a neck wrinkle removal device showing my new design;
FIG. 2 is a front elevational view thereof;
FIG. 3 is a rear elevational view thereof;
FIG. 4 is a left side elevational view thereof;
FIG. 5 is a right side elevational view thereof;
FIG. 6 is a top plan view thereof; and,
FIG. 7 is a bottom plan view thereof.

1 Claim, 4 Drawing Sheets



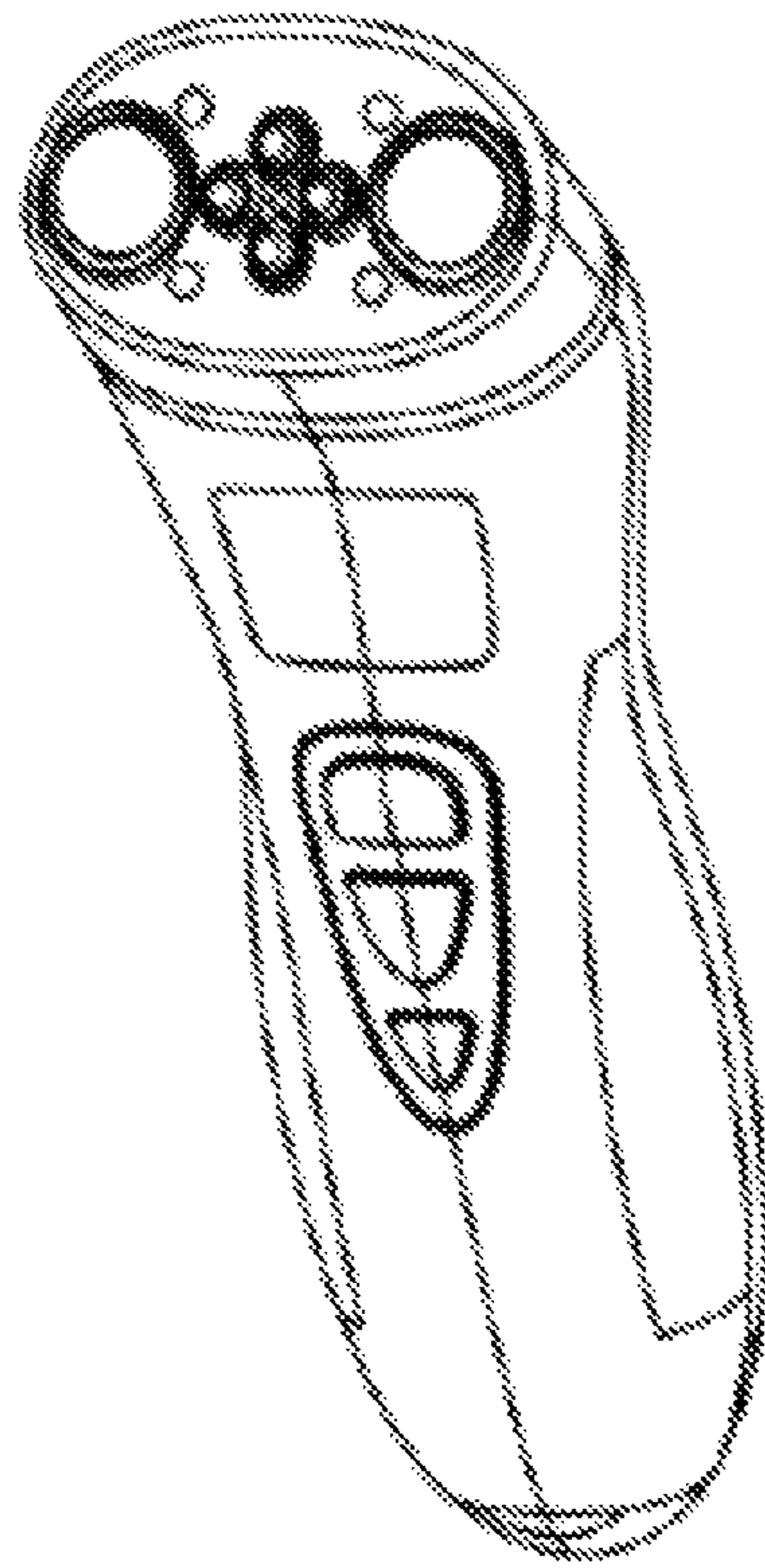


Fig. 1

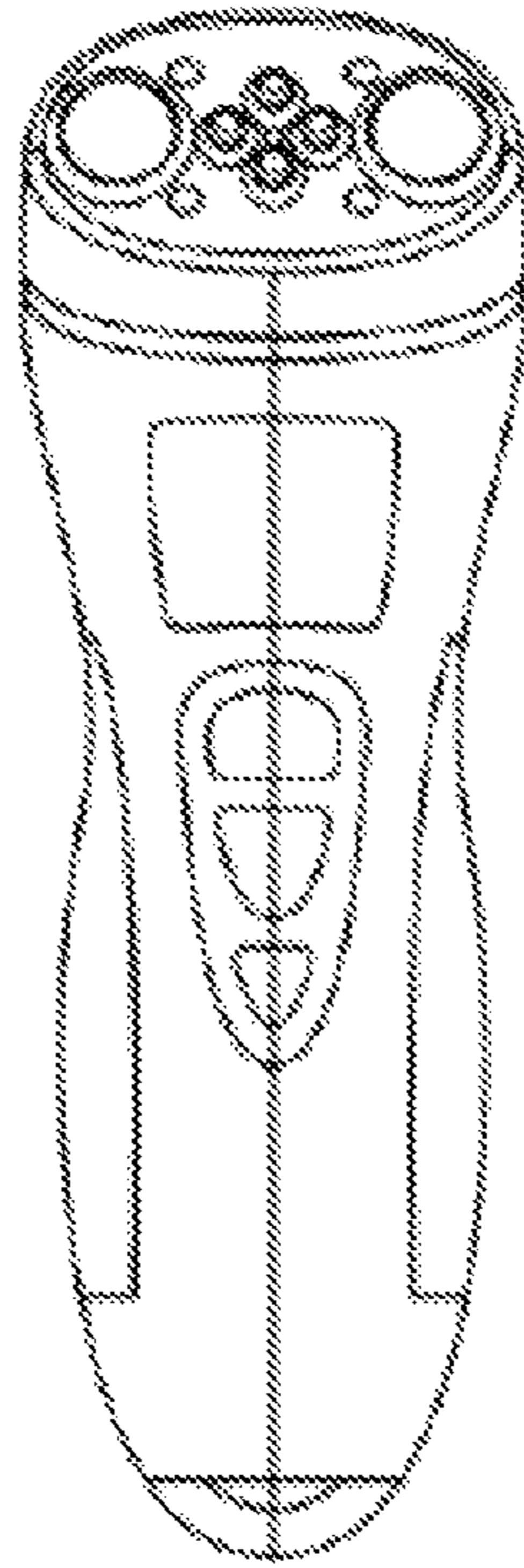


Fig. 2




Fig. 3




Fig. 4



Fig. 5




Fig. 6

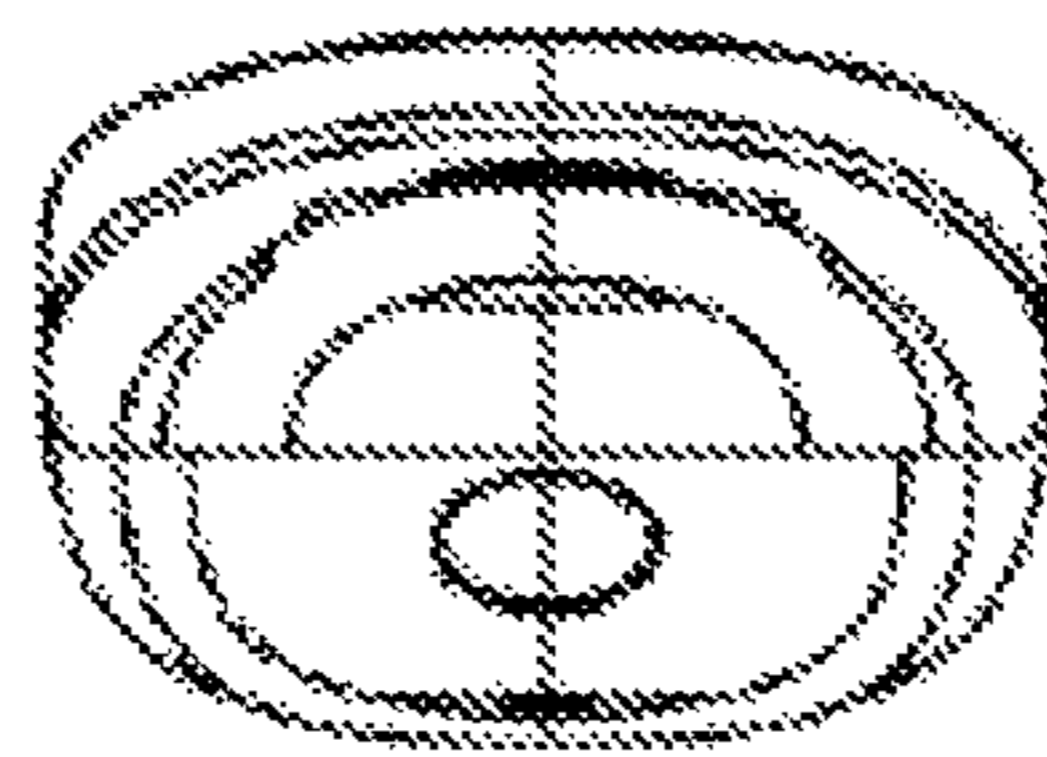


Fig. 7