



US00D696776S

(12) **United States Design Patent**
Hood et al.

(10) **Patent No.:** **US D696,776 S**

(45) **Date of Patent:** **** Dec. 31, 2013**

(54) **SANITARY NAPKIN**

(75) Inventors: **Lisa June Hood**, Cincinnati, OH (US);
Signe Christina Larson, Cincinnati, OH
(US); **Christine Gail Luzader**,
Loveland, OH (US)

(73) Assignee: **The Procter and Gamble Company**,
Cincinnati, OH (US)

(**) Term: **14 Years**

(21) Appl. No.: **29/388,205**

(22) Filed: **Mar. 25, 2011**

(51) **LOC (9) Cl.** **24-04**

(52) **U.S. Cl.**
USPC **D24/124**

(58) **Field of Classification Search**
USPC D24/124-126; 604/385.07, 358, 363,
604/364, 368-375, 385.01, 385.03, 385.14,
604/385.23, 387, 390; D5/37-43, 53, 56,
D5/57, 58, 60-62, 25, 47

See application file for complete search history.

(56) **References Cited**

U.S. PATENT DOCUMENTS

D368,519 S *	4/1996	Harrison et al.	D24/125
D443,357 S *	6/2001	Anthony	D24/125
D448,476 S	9/2001	Page et al.		
D448,846 S	10/2001	Page et al.		
D496,100 S	9/2004	Ecker		
D503,230 S	3/2005	Christianson et al.		
D506,254 S *	6/2005	Carlucci et al.	D24/124
D510,434 S *	10/2005	Carlucci et al.	D24/124
D510,436 S *	10/2005	Christianson et al.	D24/125
D511,001 S *	10/2005	Christianson et al.	D24/125
D542,409 S	5/2007	Wannaborworn et al.		
D546,945 S *	7/2007	Munakata	D24/124
D547,445 S *	7/2007	Lemaire et al.	D24/124
D548,337 S *	8/2007	Ueminami	D24/124
D567,369 S *	4/2008	Gilroy	D24/124
D575,392 S *	8/2008	Francoeur et al.	D24/125
D600,801 S	9/2009	Hood et al.		

D645,960 S *	9/2011	Hood et al.	D24/124
D648,849 S *	11/2011	Houle	D24/124
D664,642 S *	7/2012	Hood et al.	D24/125

* cited by examiner

Primary Examiner — T. Chase Nelson

Assistant Examiner — Michelle E Wilson

(74) *Attorney, Agent, or Firm* — Megan C. Hymore; Andrew J. Hagerty

(57) **CLAIM**

The ornamental design for a sanitary napkin, as shown and described.

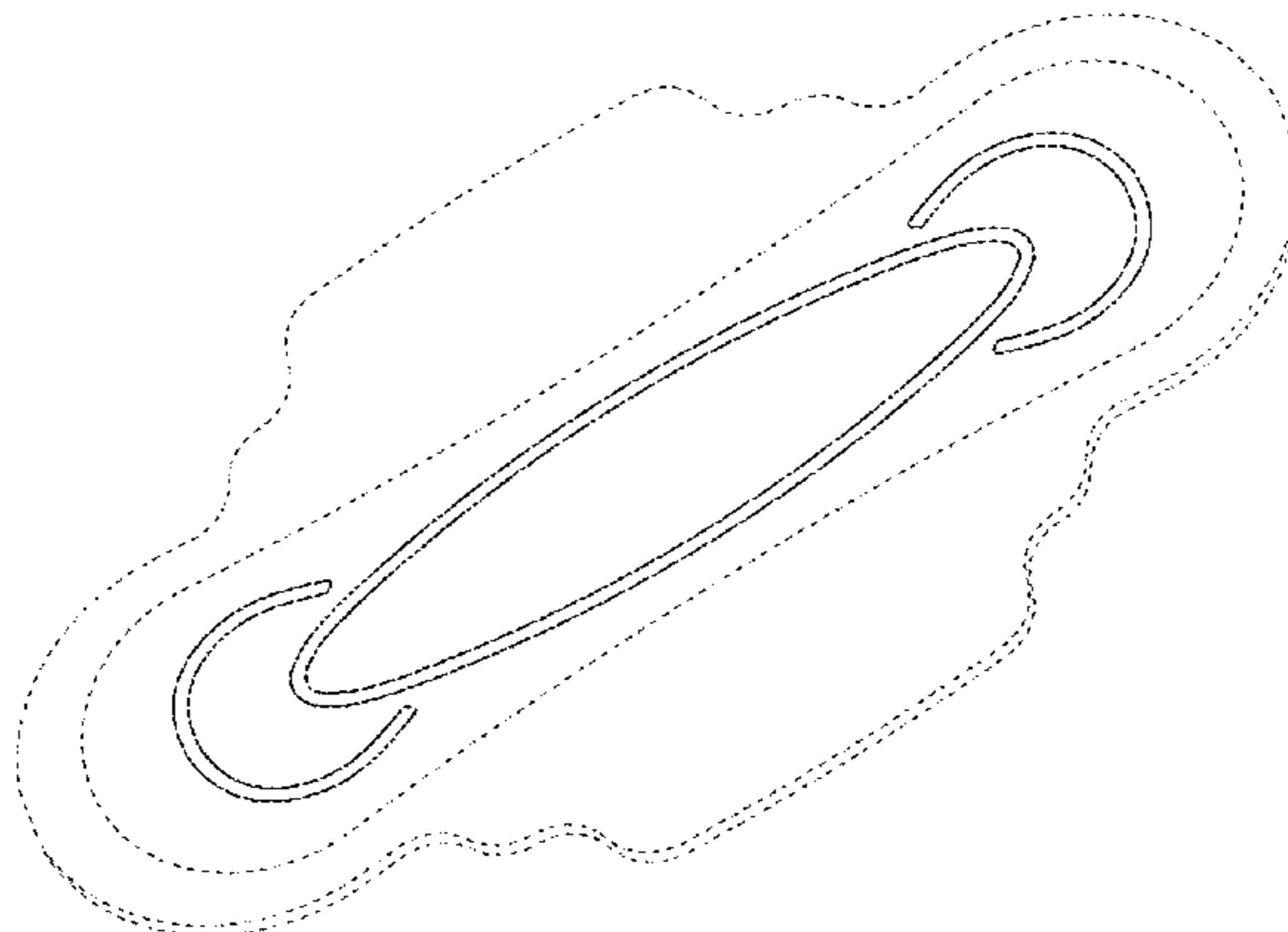
DESCRIPTION

FIG. 1 is a perspective top view of a first embodiment of a sanitary napkin, embodying the new design;
FIG. 2 is a top view of the design shown in FIG. 1;
FIG. 3 is a bottom view of the design shown in FIG. 1;
FIG. 4 is a front view of the design shown in FIG. 1; the back view is the same;
FIG. 5 is a side view of the design shown in FIG. 1; and
FIG. 6 is a cross-sectional view of the design shown in FIG. 2, taken along the line 6-6, and between the lines 6A-6A and 6B-6B.

FIG. 7 is a perspective top view of another embodiment of a sanitary napkin, embodying the new design;
FIG. 8 is a top view of the design shown in FIG. 7;
FIG. 9 is a bottom view of the design shown in FIG. 7;
FIG. 10 is a front view of the design shown in FIG. 7; the back view is the same;
FIG. 11 is a side view of the design shown in FIG. 7; and,
FIG. 12 is a cross-sectional view of the design shown in FIG. 8, taken along the line 12-12, and between the lines 12A-12A and 12B-12B.

Broken lines shown in the figures described above are for illustrative purposes only and form no part of the claimed design.

1 Claim, 6 Drawing Sheets



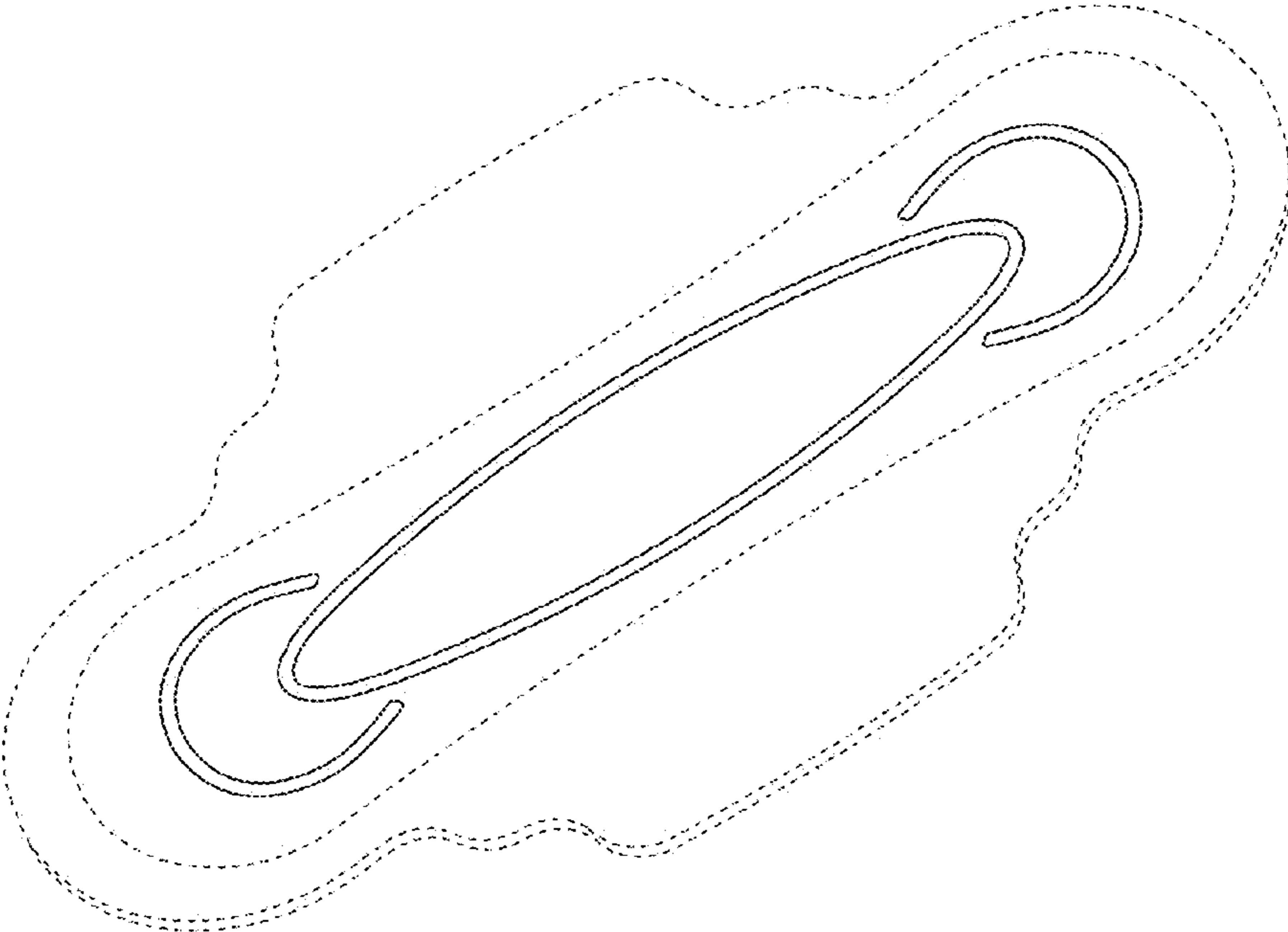


Fig. 1

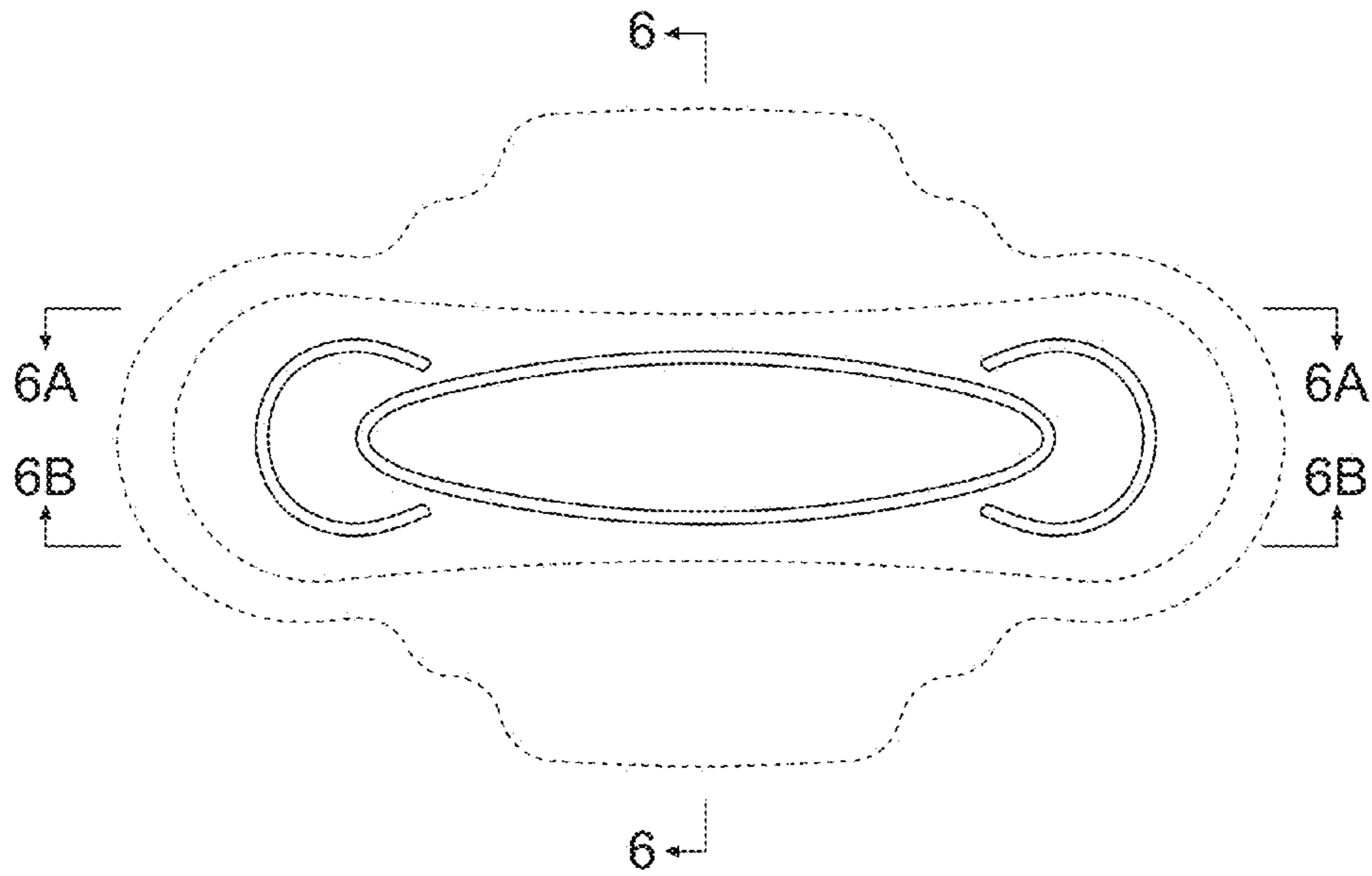


Fig. 2

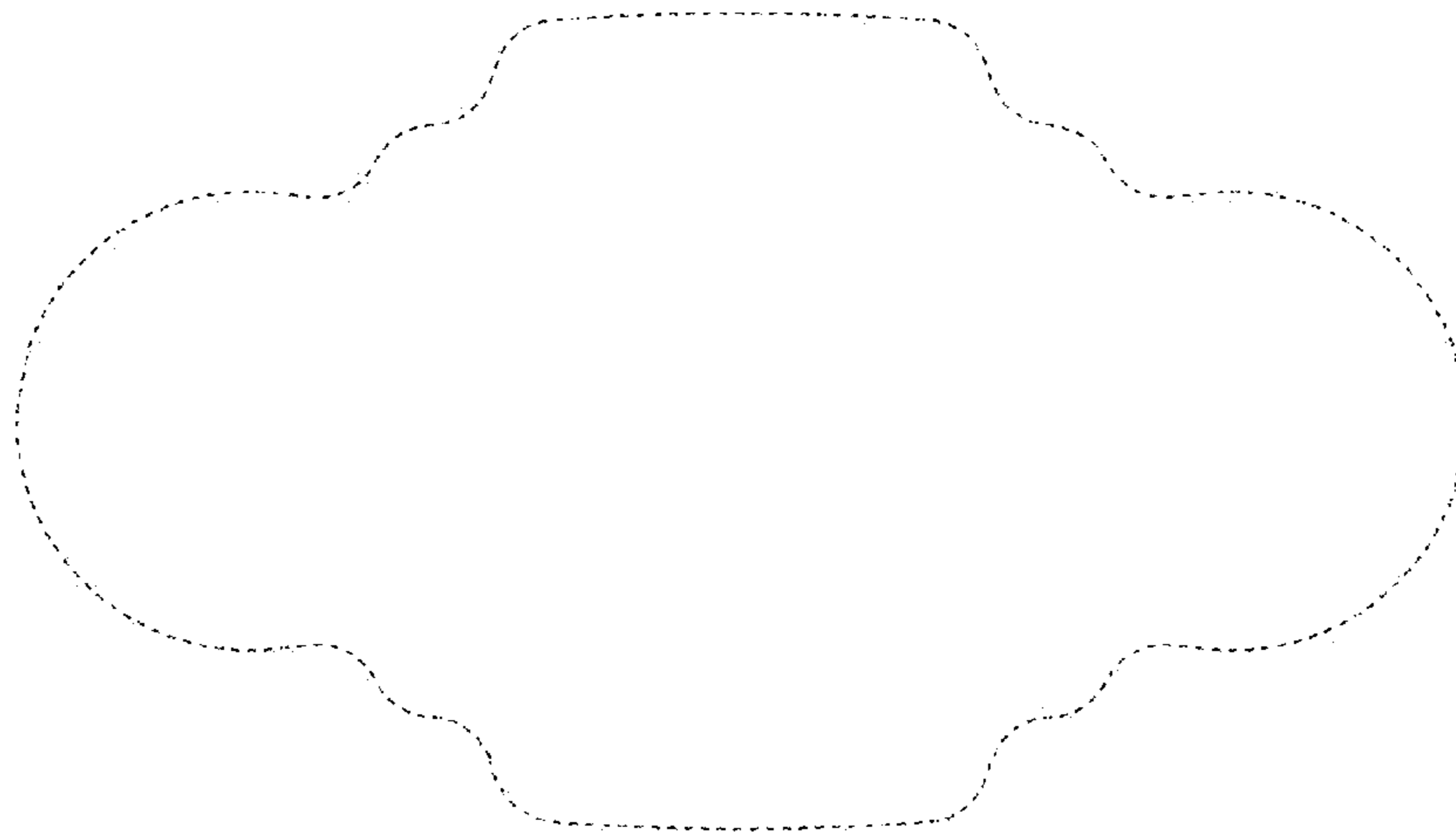


Fig. 3



Fig. 4



Fig. 5



Fig. 6

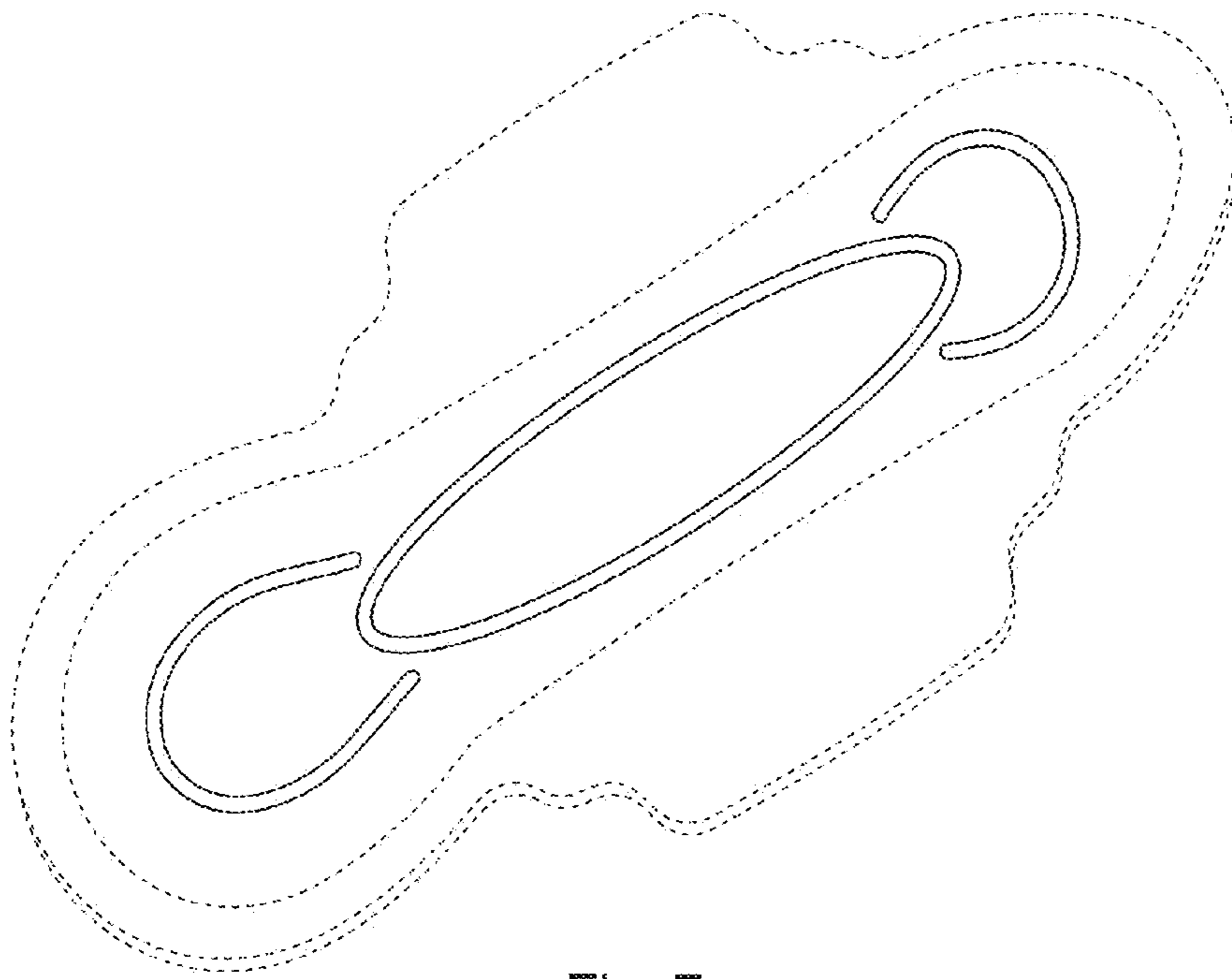


Fig. 7

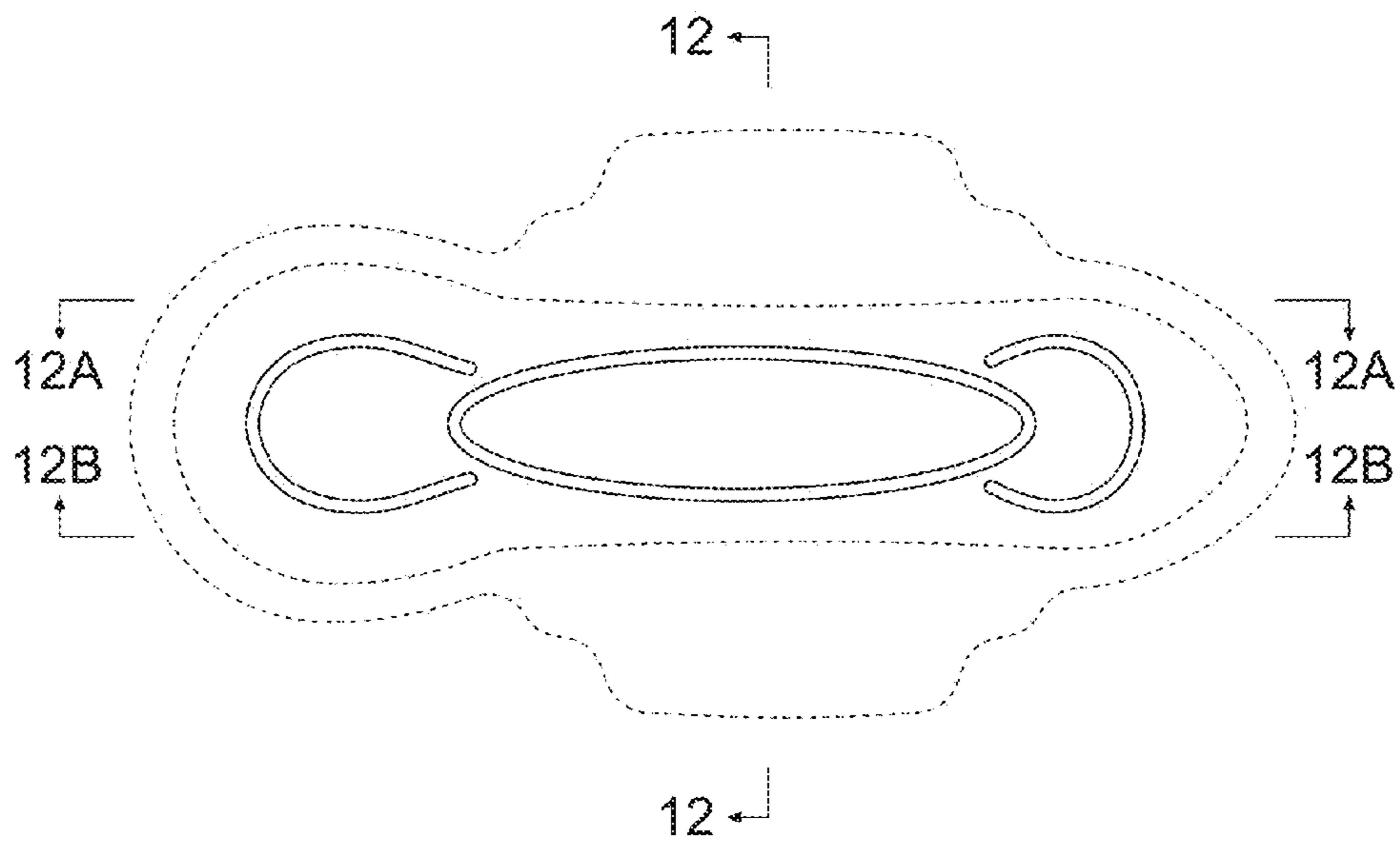


Fig. 8

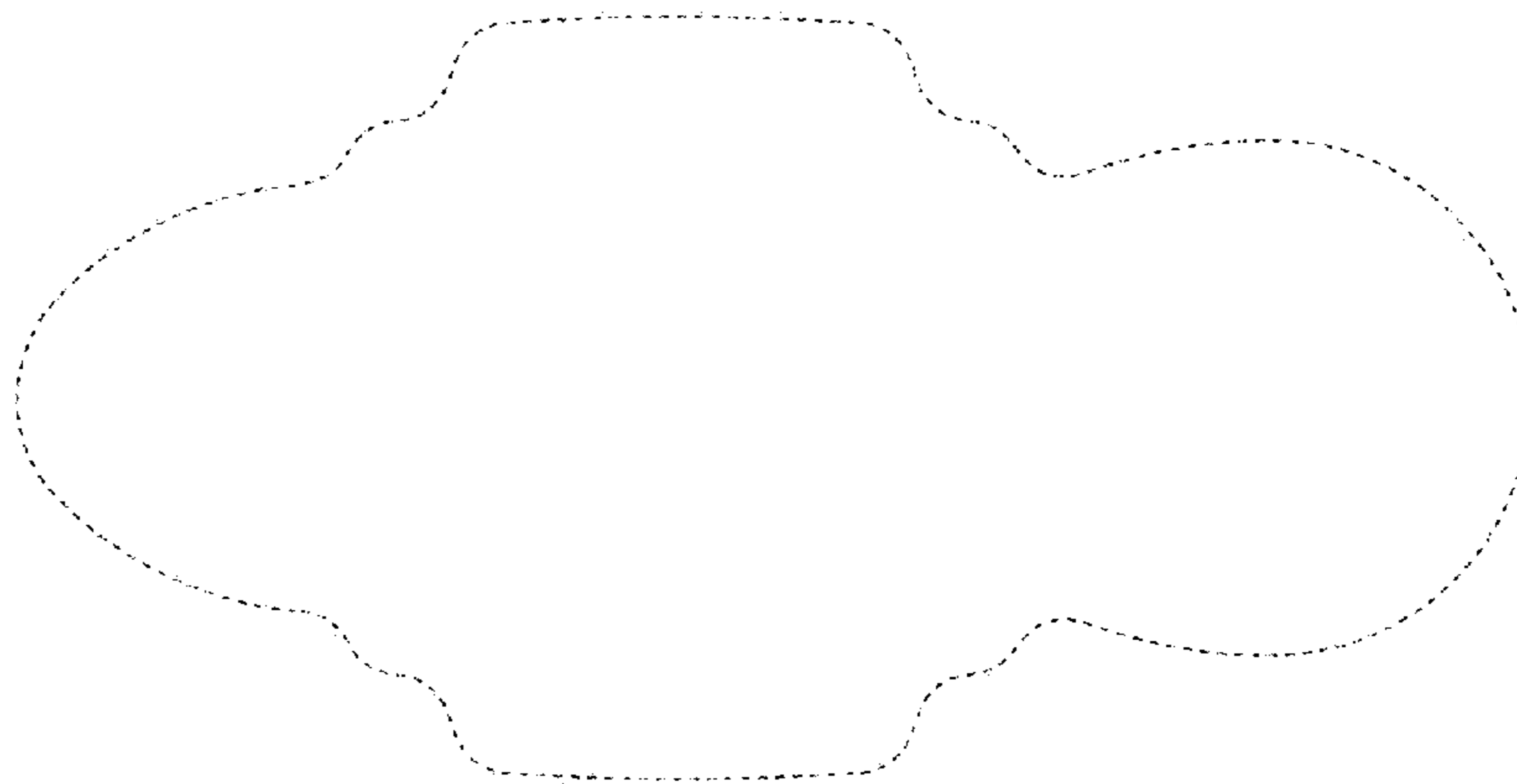


Fig. 9



Fig. 10



Fig. 11



Fig. 12