



US00D696772S

(12) **United States Design Patent**
Schneider et al.

(10) **Patent No.:** **US D696,772 S**

(45) **Date of Patent:** **** Dec. 31, 2013**

(54) **AUTOINJECTOR**

D479,601 S 9/2003 Tyce
D479,602 S 9/2003 Bainton
D479,603 S 9/2003 Tyce

(Continued)

(75) Inventors: **Jared Schneider**, Cranston, RI (US);
Mark Joseph Guarraia, Cranston, RI
(US); **Margaux Frances Boyaval**,
Warwick, RI (US); **Ryan James Shafer**,
Whitinsville, MA (US); **Jean-Yves**
Corbin, Calvados (FR)

FOREIGN PATENT DOCUMENTS

JP D1332078 6/2008
JP D1332080 6/2008
JP D1409364 3/2011
JP D1451050 9/2012

(73) Assignee: **Becton, Dickinson and Company**,
Franklin Lakes, NJ (US)

OTHER PUBLICATIONS

(**) Term: **14 Years**

Frence, Donna, "Market Trends In Injection Devices For Pharmaceu-
ticals", Touch Briefings, 2007, pp. 20-25.

(21) Appl. No.: **29/418,259**

(Continued)

(22) Filed: **Apr. 13, 2012**

(51) **LOC (9) Cl.** **24-02**

Primary Examiner — David Muller

(52) **U.S. Cl.**
USPC **D24/113**

(74) *Attorney, Agent, or Firm* — Roylance, Abrams, Berdo
& Goodman, L.L.P.

(58) **Field of Classification Search**
USPC D24/112-114, 133, 186, 104, 130, 127;
606/181, 185; 604/264, 272, 115, 232,
604/187, 158, 164.08, 192, 263, 163, 181,
604/184, 198, 227

(57) **CLAIM**

The ornamental design for an autoinjector, as shown and
described.

See application file for complete search history.

DESCRIPTION

(56) **References Cited**

U.S. PATENT DOCUMENTS

D420,739 S * 2/2000 Moreau-Defarges D24/112
D428,650 S * 7/2000 Bellhouse et al. D24/112
D428,651 S * 7/2000 Andersson et al. D24/112
6,248,095 B1 6/2001 Giambattista et al.
D446,578 S 8/2001 Jansen et al.
D447,559 S 9/2001 Jansen et al.
D448,474 S 9/2001 Jansen et al.
D448,475 S 9/2001 Jansen et al.
D463,546 S 9/2002 Jansen et al.
D467,334 S * 12/2002 Homma D24/114
D479,599 S 9/2003 Bainton
D479,600 S 9/2003 Bainton

FIG. 1 is a perspective view of an embodiment of an autoin-
jector showing our new design, with a cap shown in a secured
position;

FIG. 2 is a front elevational view of the autoinjector shown in
FIG. 1;

FIG. 3 is a left side elevational view of the autoinjector shown
in FIG. 1;

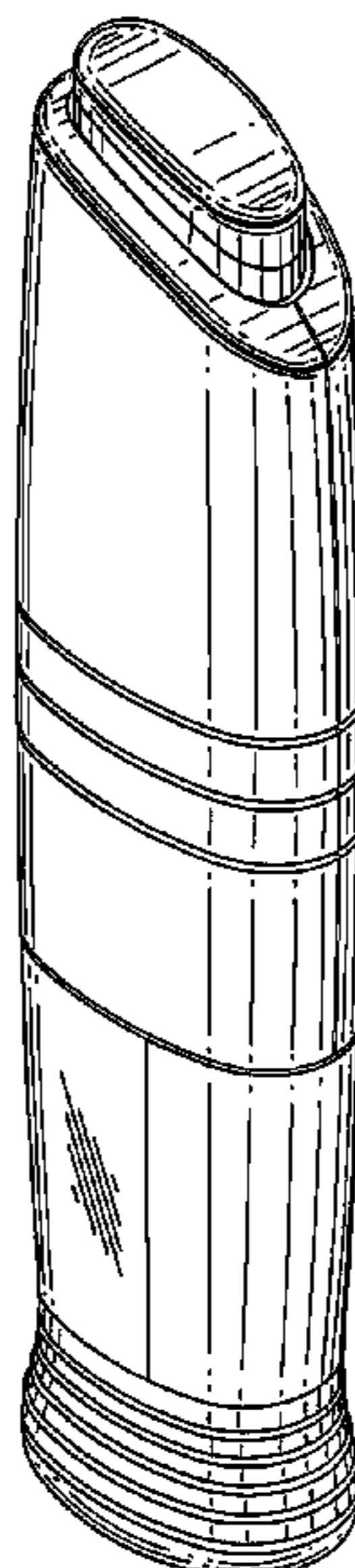
FIG. 4 is a top view of the autoinjector shown in FIG. 1;

FIG. 5 is a bottom view of the autoinjector shown in FIG. 1;

FIG. 6 is a right side elevational view of the autoinjector
shown in FIG. 1; and,

FIG. 7 is a rear elevational view of the autoinjector shown in
FIG. 1.

1 Claim, 3 Drawing Sheets



(56)

References Cited

U.S. PATENT DOCUMENTS

D479,747 S 9/2003 Bainton
 D479,748 S 9/2003 Tyce
 D481,120 S * 10/2003 Hawley et al. D24/114
 D492,027 S 6/2004 Tyce et al.
 D492,405 S 6/2004 Bainton
 D493,532 S * 7/2004 Levaughn et al. D24/147
 D495,076 S * 8/2004 Mandel D26/37
 D499,485 S 12/2004 Tyce
 D501,253 S 1/2005 Bainton
 D503,797 S 4/2005 Tyce
 D505,490 S 5/2005 Tyce
 6,932,794 B2 8/2005 Giambattista et al.
 D509,585 S * 9/2005 Kling et al. D24/133
 D531,308 S 10/2006 Bendek et al.
 7,169,132 B2 1/2007 Bendek et al.
 D540,465 S 4/2007 Bainton
 D548,336 S 8/2007 Galbraith
 D548,835 S 8/2007 Galbraith
 D550,363 S * 9/2007 Hannant et al. D24/186
 D551,341 S 9/2007 Galbraith
 D555,609 S 11/2007 Galbraith
 D568,988 S 5/2008 Galbraith
 D585,997 S * 2/2009 Adam et al. D24/133
 D598,539 S 8/2009 Tyce
 D599,008 S 8/2009 Tyce
 D599,009 S 8/2009 Tyce
 D599,010 S 8/2009 Tyce
 D599,011 S 8/2009 Tyce
 D600,794 S 9/2009 Tyce
 D600,795 S 9/2009 Tyce
 D606,649 S 12/2009 Tyce
 D606,650 S 12/2009 Tyce
 D607,558 S 1/2010 Abry et al.
 D608,442 S 1/2010 Tyce
 D610,251 S 2/2010 Tyce
 D610,252 S 2/2010 Tyce

D610,676 S 2/2010 Tyce
 D610,677 S 2/2010 Tyce
 D613,861 S * 4/2010 Hunter et al. D24/130
 D617,457 S * 6/2010 Baker D24/133
 D618,789 S 6/2010 Sanders et al.
 D619,702 S 7/2010 Galbraith
 D621,500 S 8/2010 Sanders et al.
 D621,949 S * 8/2010 Seki et al. D24/133
 D626,216 S 10/2010 Tyce
 D628,690 S 12/2010 Galbraith
 D629,510 S 12/2010 Grunhut
 D641,077 S 7/2011 Sanders et al.
 7,976,514 B2 7/2011 Abry et al.
 D651,305 S 12/2011 Hawley et al.
 D652,136 S 1/2012 Hawley et al.
 D670,375 S 11/2012 Corbin
 D670,376 S 11/2012 Corbin
 8,313,470 B2 11/2012 Abry

OTHER PUBLICATIONS

“BD™ Reusable Pen II, Creating New Opportunities For Your Product And Patient”, 2002, pp. 1-2.
 “BD™ Disposable Pen II, Creating New Opportunities For Your Product And Patient”, 2002, pp. 1-2.
 U.S. Appl. No. 29/405,925, filed Nov. 8, 2011.
 U.S. Appl. No. 29/405,930, filed Nov. 8, 2011.
 U.S. Appl. No. 29/405,935, filed Nov. 8, 2011.
 U.S. Appl. No. 29/405,936, filed Nov. 8, 2011.
 U.S. Appl. No. 29/405,938, filed Nov. 8, 2011.
 U.S. Appl. No. 29/405,940, filed Nov. 8, 2011.
 U.S. Appl. No. 29/405,943, filed Nov. 8, 2011.
 U.S. Appl. No. 29/405,945, filed Nov. 8, 2011.
 U.S. Appl. No. 29/405,947, filed Nov. 8, 2011.
 U.S. Appl. No. 29/408,769, filed Dec. 16, 2011.
 U.S. Appl. No. 29/408,772, filed Dec. 16, 2011.

* cited by examiner

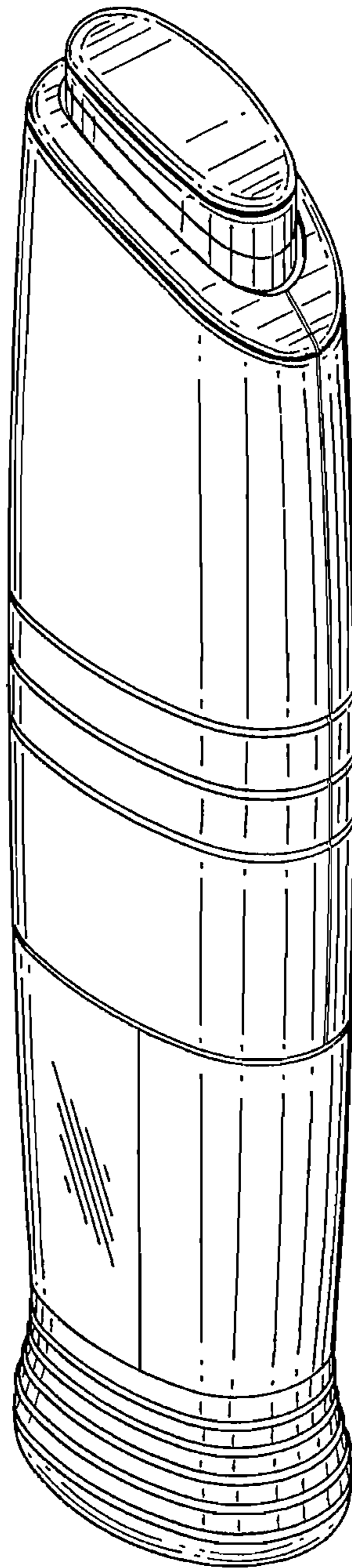


FIG. 1




FIG. 3

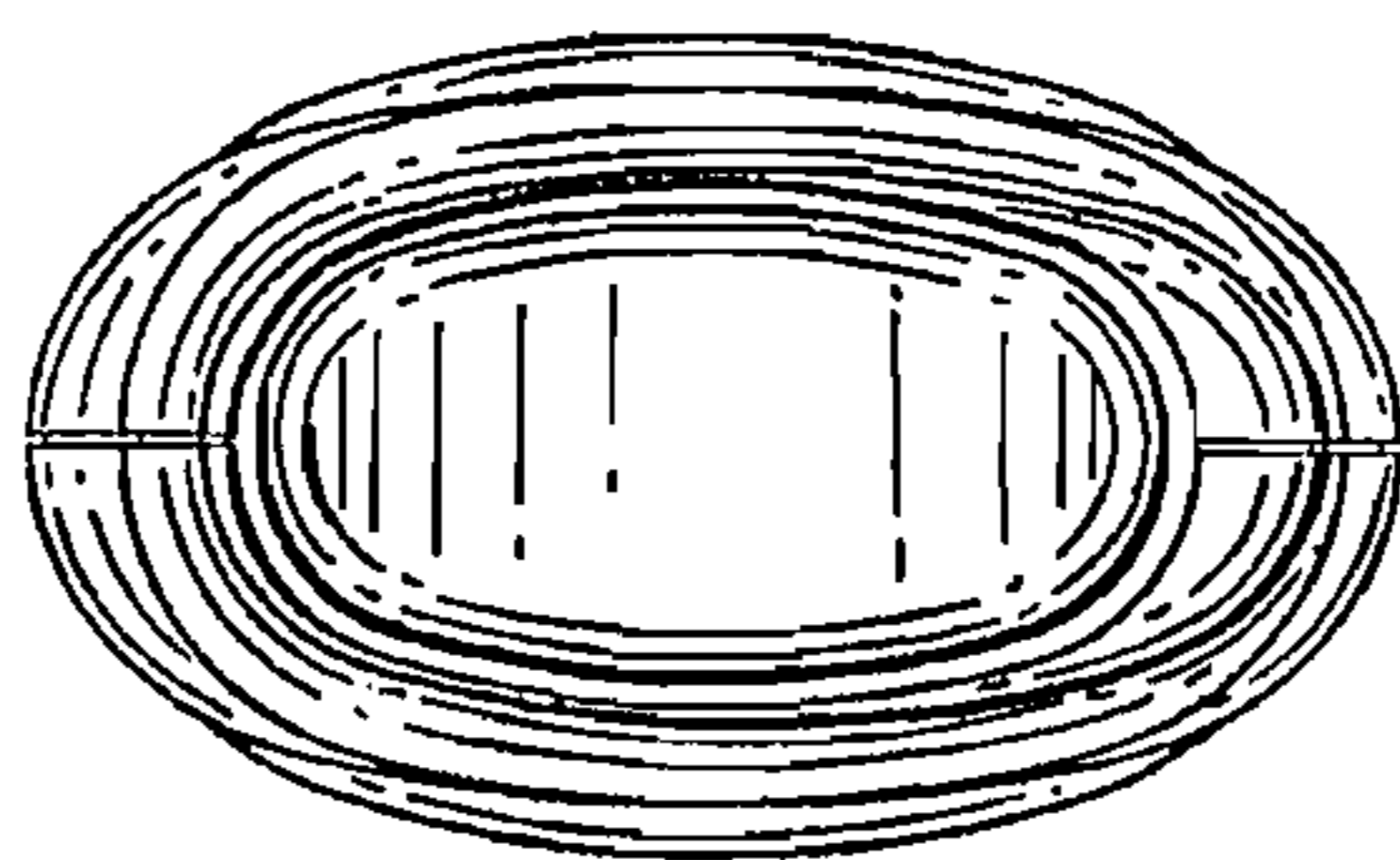


FIG. 2




FIG. 4

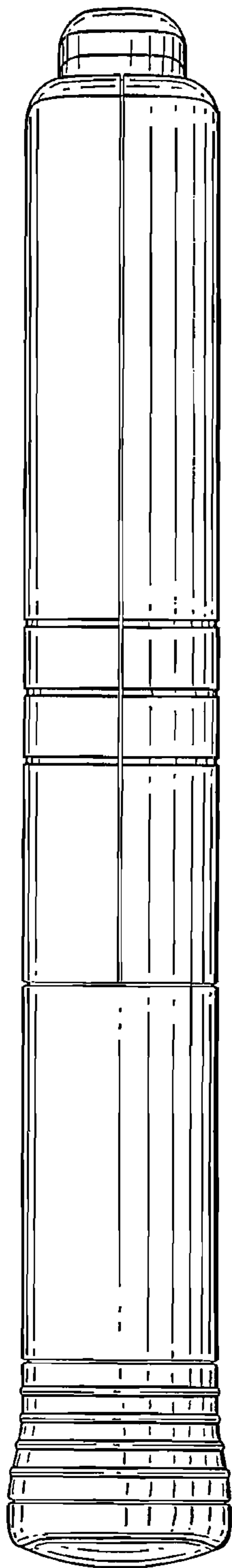


FIG. 5

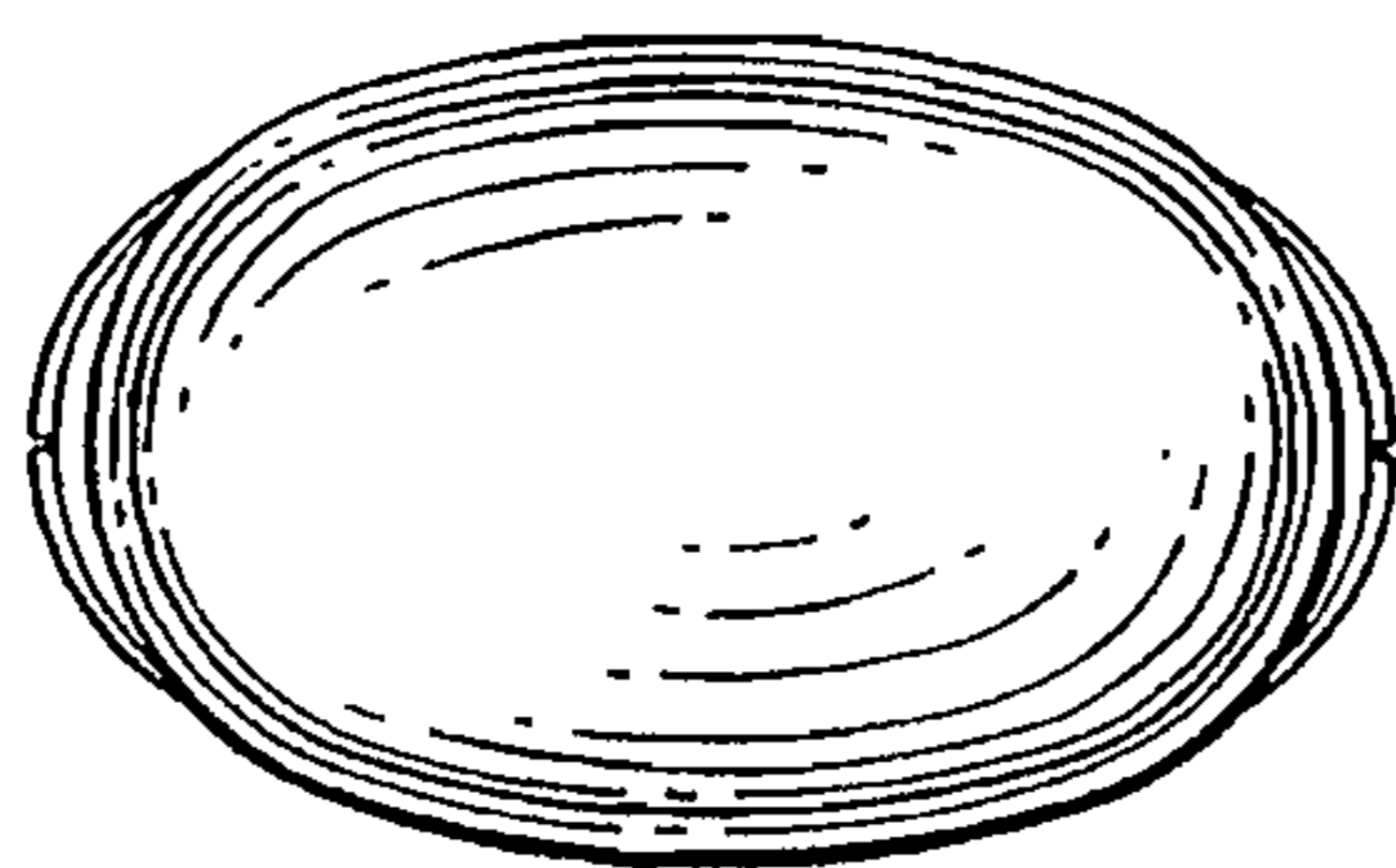


FIG. 7




FIG. 6