

US00D696770S

(12) **United States Design Patent**  
**Schneider et al.**

(10) **Patent No.:** **US D696,770 S**  
(45) **Date of Patent:** **\*\* Dec. 31, 2013**

(54) **AUTOINJECTOR**

D479,748 S 9/2003 Tyce  
D490,520 S \* 5/2004 Hawley et al. .... D24/114  
D492,027 S 6/2004 Tyce et al.

(75) Inventors: **Jared Schneider**, Cranston, RI (US);  
**Mark Joseph Guarraia**, Cranston, RI  
(US); **Margaux Frances Boyaval**,  
Warwick, RI (US); **Ryan James Shafer**,  
Whitinsville, MA (US); **Jean-Yves**  
**Corbin**, Calvados (FR)

(Continued)

FOREIGN PATENT DOCUMENTS

(73) Assignee: **Becton, Dickinson and Company**,  
Franklin Lakes, NJ (US)

JP D1332078 6/2008  
JP D1332080 6/2008  
JP D1409364 3/2011  
JP D1451050 9/2012

OTHER PUBLICATIONS

(\*\*) Term: **14 Years**

U.S. Appl. No. 29/405,925, filed Nov. 8, 2011.  
U.S. Appl. No. 29/405,930, filed Nov. 8, 2011.

(21) Appl. No.: **29/418,244**

(Continued)

(22) Filed: **Apr. 13, 2012**

(51) **LOC (9) Cl.** ..... **24-02**

*Primary Examiner* — David Muller

(52) **U.S. Cl.**  
USPC ..... **D24/113**

(74) *Attorney, Agent, or Firm* — Roylance, Abrams, Berdo  
& Goodman, L.L.P.

(58) **Field of Classification Search**  
USPC ..... D24/112–114, 133, 186, 104, 130, 127;  
606/181, 185; 604/264, 272, 115, 232,  
604/187, 158, 164.08, 192, 263, 163, 181,  
604/184, 198, 227

(57) **CLAIM**

The ornamental design for an autoinjector, as shown and  
described.

See application file for complete search history.

**DESCRIPTION**

(56) **References Cited**

FIG. 1 is a perspective view of an embodiment of an autoin-  
jector showing our new design, with a cap shown in a secured  
position;

U.S. PATENT DOCUMENTS

6,248,095 B1 6/2001 Giambattista et al.  
D446,578 S 8/2001 Jansen et al.  
D447,559 S 9/2001 Jansen et al.  
D448,474 S 9/2001 Jansen et al.  
D448,475 S 9/2001 Jansen et al.  
D463,546 S 9/2002 Jansen et al.  
D467,334 S \* 12/2002 Homma ..... D24/114  
D479,599 S 9/2003 Bainton  
D479,600 S 9/2003 Bainton  
D479,601 S 9/2003 Tyce  
D479,602 S 9/2003 Bainton  
D479,603 S 9/2003 Tyce  
D479,747 S 9/2003 Bainton

FIG. 2 is a front elevational view of the autoinjector shown in  
FIG. 1;

FIG. 3 is a left side elevational view of the autoinjector shown  
in FIG. 1;

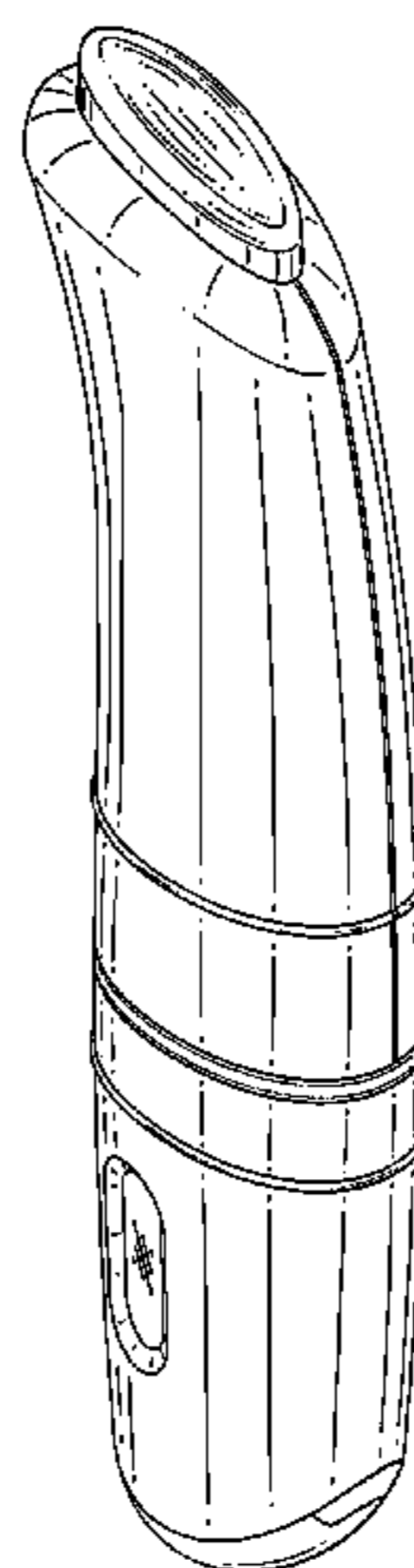
FIG. 4 is a top view of the autoinjector shown in FIG. 1;

FIG. 5 is a bottom view of the autoinjector shown in FIG. 1;

FIG. 6 is a right side elevational view of the autoinjector  
shown in FIG. 1; and,

FIG. 7 is a rear elevational view of the autoinjector shown in  
FIG. 1.

**1 Claim, 3 Drawing Sheets**



(56)

References Cited

U.S. PATENT DOCUMENTS

D492,405 S 6/2004 Bainton  
 D499,485 S 12/2004 Tyce  
 D501,253 S 1/2005 Bainton  
 D503,477 S \* 3/2005 Hawley et al. .... D24/114  
 D503,797 S 4/2005 Tyce  
 D505,490 S 5/2005 Tyce  
 6,932,794 B2 8/2005 Giambattista et al.  
 D531,308 S 10/2006 Bendek et al.  
 7,169,132 B2 1/2007 Bendek et al.  
 D540,465 S 4/2007 Bainton  
 D545,439 S \* 6/2007 Draudt et al. .... D24/186  
 D548,336 S 8/2007 Galbraith  
 D548,835 S 8/2007 Galbraith  
 D551,341 S 9/2007 Galbraith  
 D555,609 S 11/2007 Galbraith  
 D568,988 S 5/2008 Galbraith  
 D573,253 S \* 7/2008 Gonzales et al. .... D24/113  
 D590,501 S \* 4/2009 McGrath ..... D24/133  
 D598,539 S 8/2009 Tyce  
 D599,008 S 8/2009 Tyce  
 D599,009 S 8/2009 Tyce  
 D599,010 S 8/2009 Tyce  
 D599,011 S 8/2009 Tyce  
 D600,794 S 9/2009 Tyce  
 D600,795 S 9/2009 Tyce  
 D606,649 S 12/2009 Tyce  
 D606,650 S 12/2009 Tyce  
 D607,558 S 1/2010 Abry et al.  
 D608,442 S 1/2010 Tyce  
 D610,251 S 2/2010 Tyce  
 D610,252 S 2/2010 Tyce  
 D610,676 S 2/2010 Tyce  
 D610,677 S 2/2010 Tyce  
 D617,457 S \* 6/2010 Baker ..... D24/133  
 D618,789 S 6/2010 Sanders et al.

D619,702 S 7/2010 Galbraith  
 D621,500 S 8/2010 Sanders et al.  
 D626,216 S 10/2010 Tyce  
 D628,690 S 12/2010 Galbraith  
 D629,510 S 12/2010 Grunhut  
 D633,814 S \* 3/2011 Nishiyama ..... D24/186  
 D641,077 S 7/2011 Sanders et al.  
 7,976,514 B2 7/2011 Abry et al.  
 D651,305 S 12/2011 Hawley et al.  
 D652,136 S 1/2012 Hawley et al.  
 D652,168 S \* 1/2012 Kling et al. .... D24/133  
 D652,919 S \* 1/2012 Sherwood et al. .... D24/133  
 D670,375 S 11/2012 Corbin  
 D670,376 S 11/2012 Corbin  
 D671,637 S \* 11/2012 Gebski et al. .... D24/113  
 8,313,470 B2 11/2012 Abry  
 D675,318 S \* 1/2013 Luk et al. .... D24/130  
 D681,807 S \* 5/2013 Niedbala et al. .... D24/113

OTHER PUBLICATIONS

U.S. Appl. No. 29/405,935, filed Nov. 8, 2011.  
 U.S. Appl. No. 29/405,936, filed Nov. 8, 2011.  
 U.S. Appl. No. 29/405,938, filed Nov. 8, 2011.  
 U.S. Appl. No. 29/405,940, filed Nov. 8, 2011.  
 U.S. Appl. No. 29/405,943, filed Nov. 8, 2011.  
 U.S. Appl. No. 29/405,945, filed Nov. 8, 2011.  
 U.S. Appl. No. 29/405,947, filed Nov. 8, 2011.  
 U.S. Appl. No. 29/408,769, filed Dec. 16, 2011.  
 U.S. Appl. No. 29/408,772, filed Dec. 16, 2011.  
 Frence, Donna, "Market Trends In Injection Devices For Pharmaceuticals", Touch Briefings, 2007, pp. 20-25.  
 "BD™ Reusable Pen II, Creating New Opportunities For Your Product And Patient", 2002, pp. 1-2.  
 "BD™ Disposable Pen II, Creating New Opportunities For Your Product And Patient", 2002, pp. 1-2.

\* cited by examiner

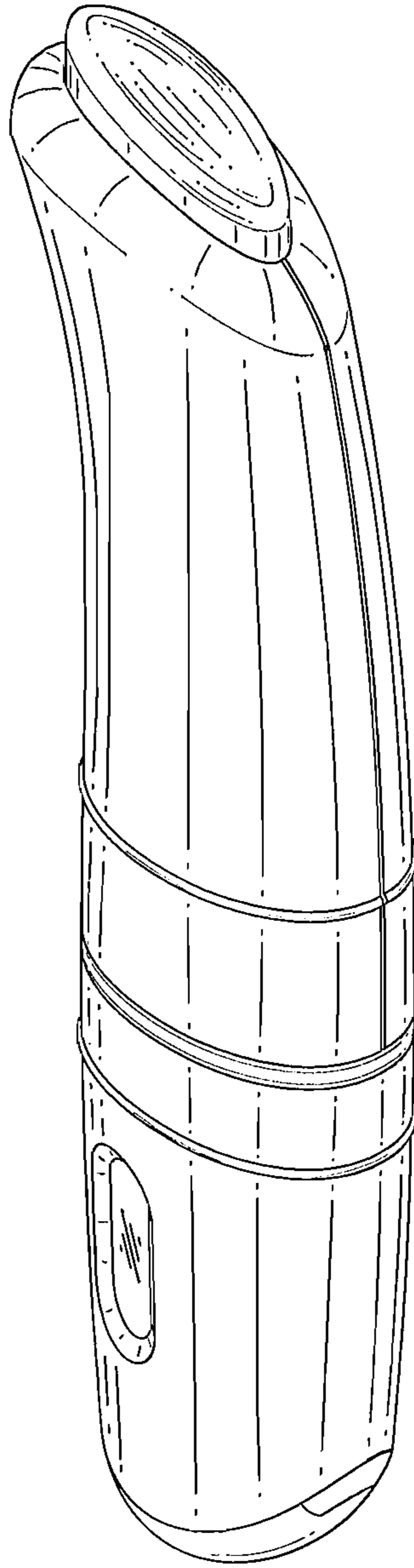


FIG. 1

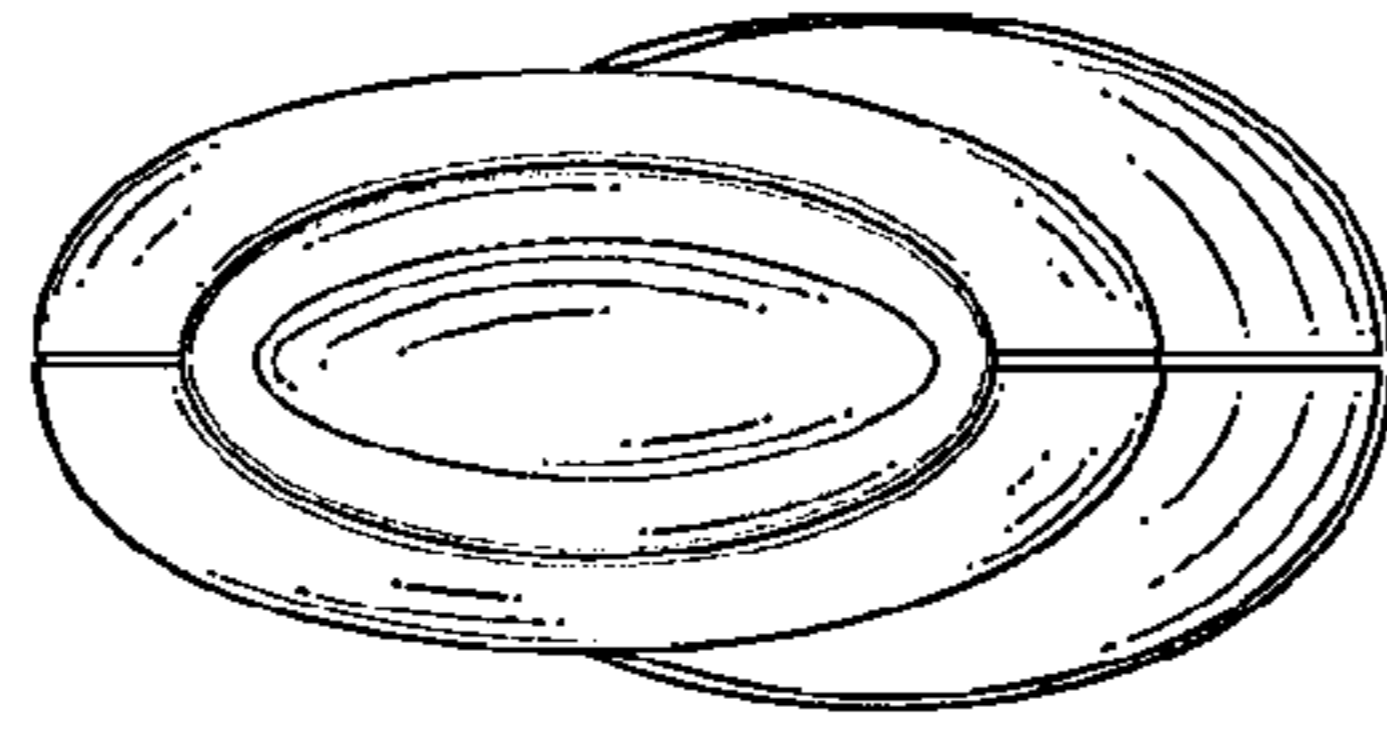


FIG. 2




FIG. 3

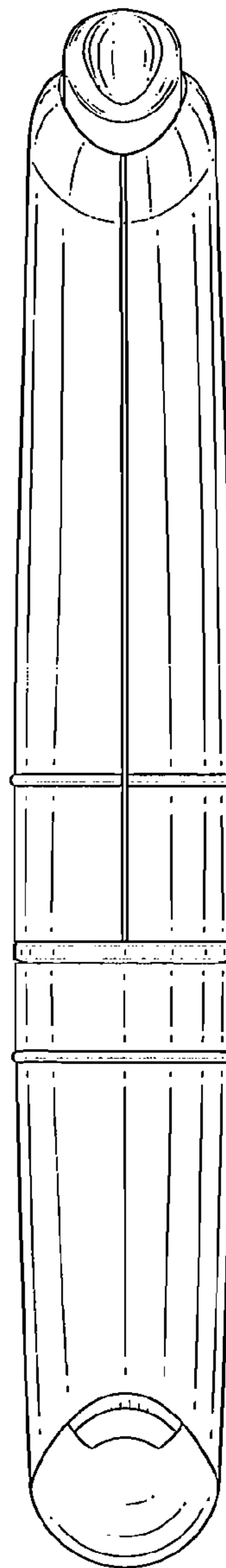


FIG. 4

FIG.6




FIG.5

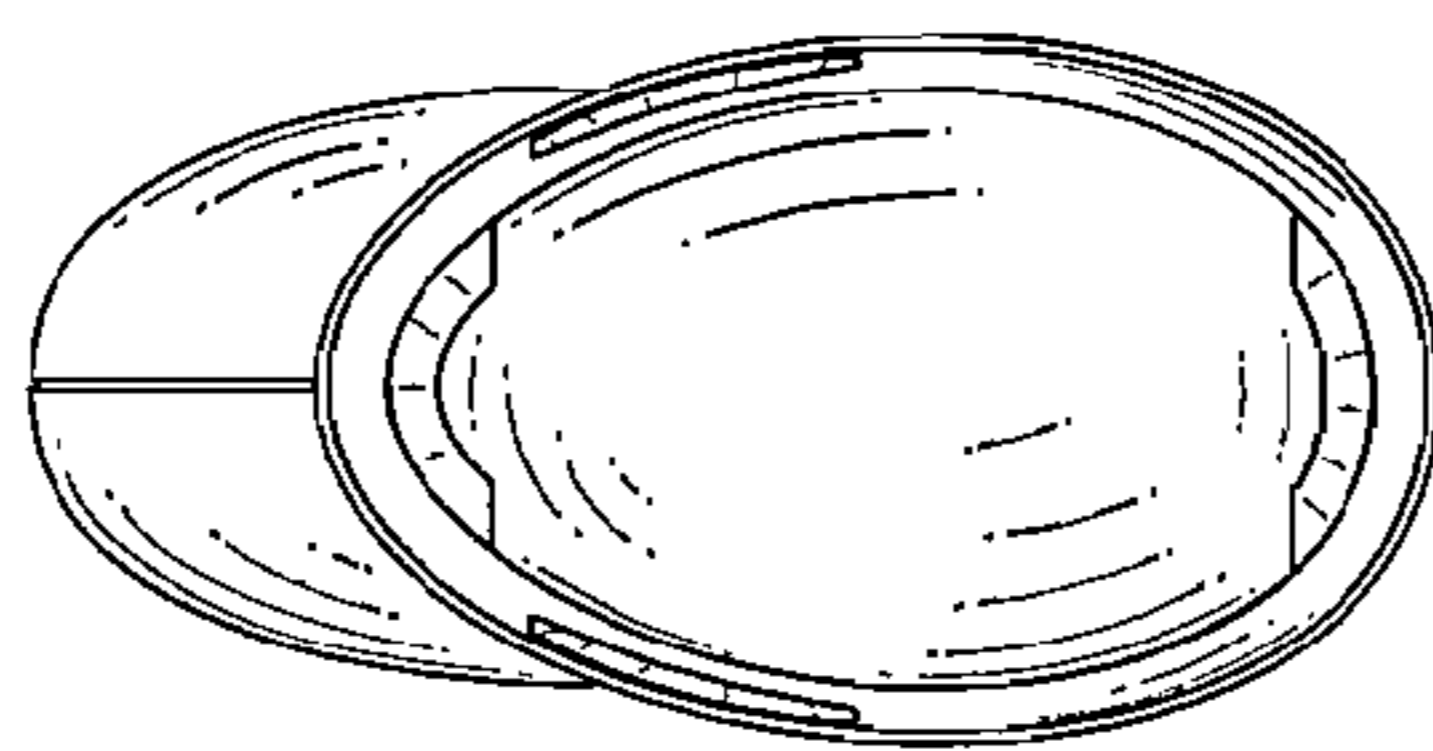
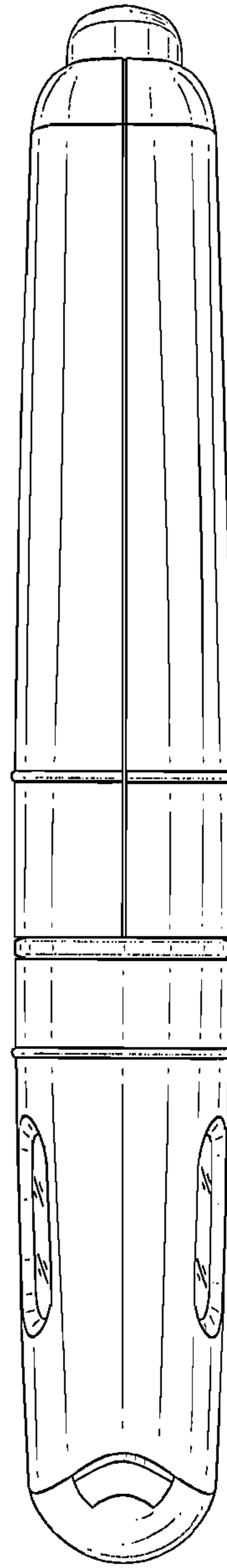


FIG.7