

US00D696743S

(12) **United States Design Patent**  
**O’Grady**

(10) **Patent No.:** **US D696,743 S**

(45) **Date of Patent:** **\*\* Dec. 31, 2013**

(54) **FISHING LURE**

(71) Applicant: **Patrick S. O’Grady**, Cheyenne, WY  
(US)

(72) Inventor: **Patrick S. O’Grady**, Cheyenne, WY  
(US)

(\*\*) Term: **14 Years**

(21) Appl. No.: **29/442,528**

(22) Filed: **Mar. 15, 2013**

(51) **LOC (9) Cl.** ..... **22-05**

(52) **U.S. Cl.**  
USPC ..... **D22/131**

(58) **Field of Classification Search**  
USPC ..... D22/126–133; 43/42.28, 42.35, 42.45,  
43/42.39, 42.47, 42.46, 42.48, 42.31,  
43/42.21, 42.33, 42.15

See application file for complete search history.

(56) **References Cited**

**U.S. PATENT DOCUMENTS**

D71,134 S \* 9/1926 Davis ..... D22/129  
2,542,606 A \* 2/1951 Westerfors ..... 43/42.5

D200,160 S \* 1/1965 Pinnell ..... D22/133  
D228,553 S \* 10/1973 Sanderson ..... D22/131  
D235,867 S \* 7/1975 Williams, Jr. .... D22/131  
4,447,981 A \* 5/1984 Bauer ..... 43/42.21  
D300,550 S \* 4/1989 Spence ..... D22/129  
7,310,906 B1 \* 12/2007 Woller, Sr. .... 43/42.31

\* cited by examiner

*Primary Examiner* — Catheri Oliver-Garcia

(74) *Attorney, Agent, or Firm* — William E. Hein

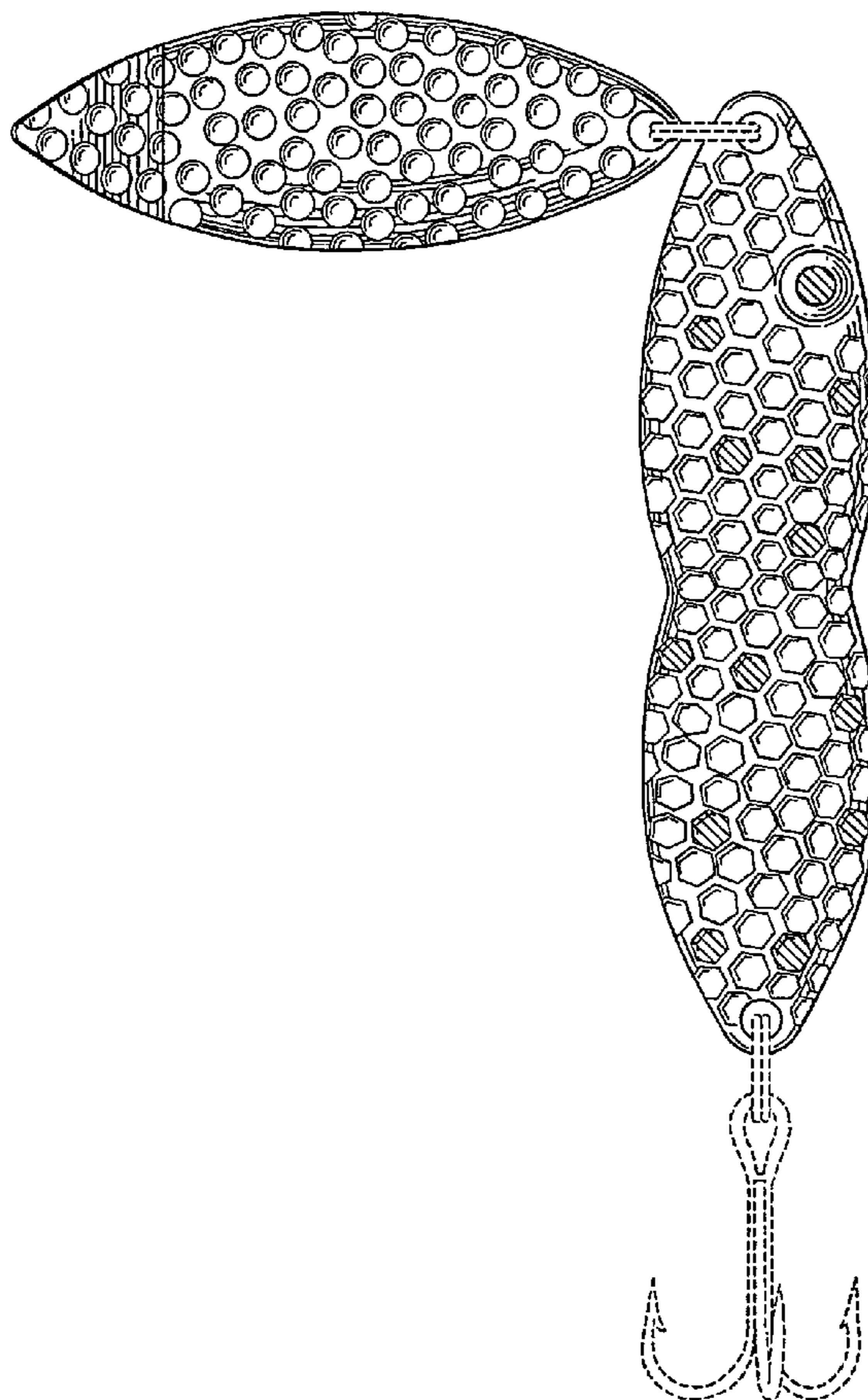
(57) **CLAIM**

The ornamental design for a fishing lure, as shown and described.

**DESCRIPTION**

FIG. 1 is a front elevation view of a fishing lure showing my new design, the broken line showings of a treble hook and connecting rings being for purposes of illustrating environmental structure forming no part of the claimed design; FIG. 2 is a rear elevation view; FIG. 3 is a left side elevation view; FIG. 4 is a right side elevation view; FIG. 5 is a top view; FIG. 6 is a bottom view; and, FIG. 7 is a perspective view.

**1 Claim, 3 Drawing Sheets**



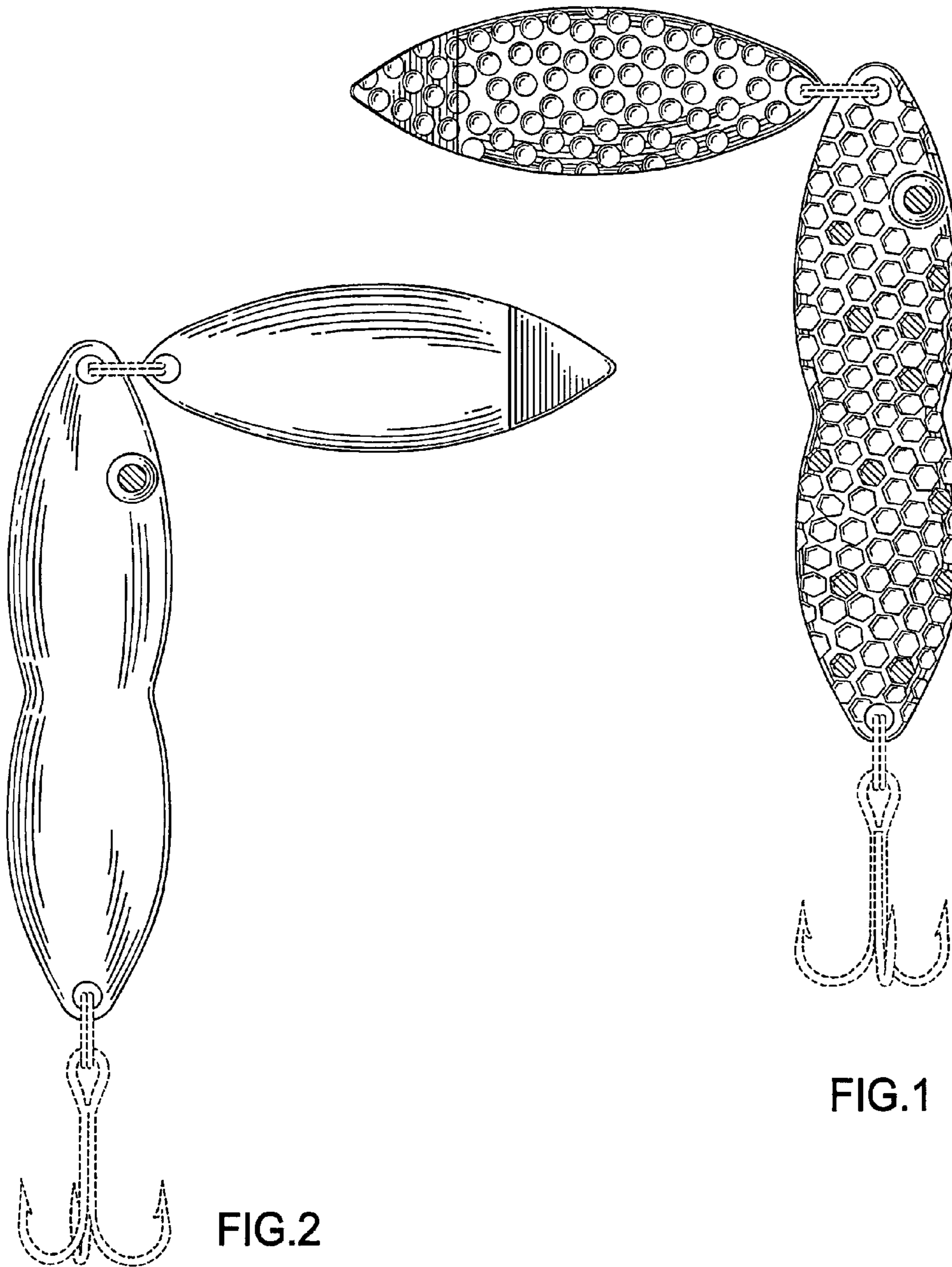


FIG.2

FIG.1

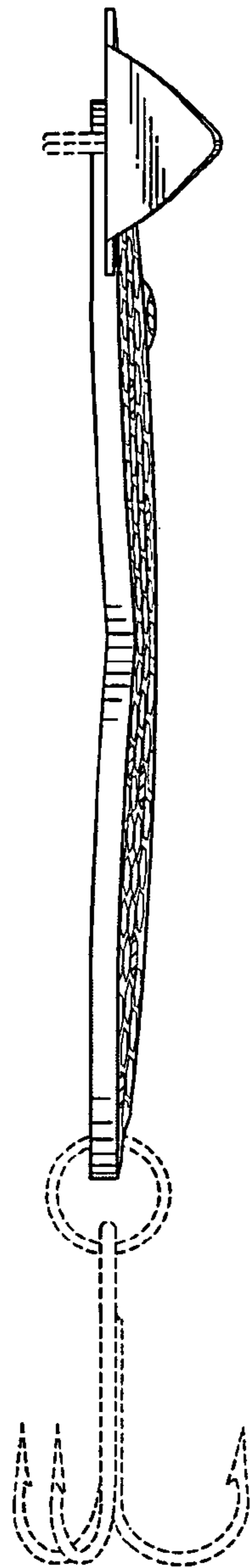


FIG. 3

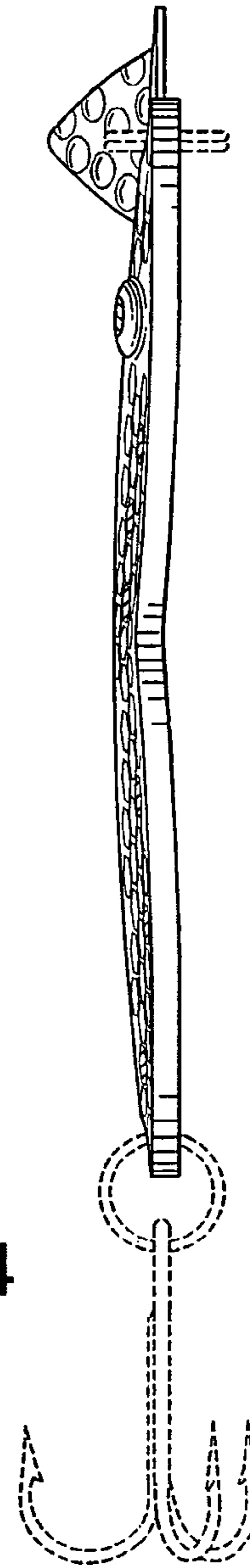


FIG. 4

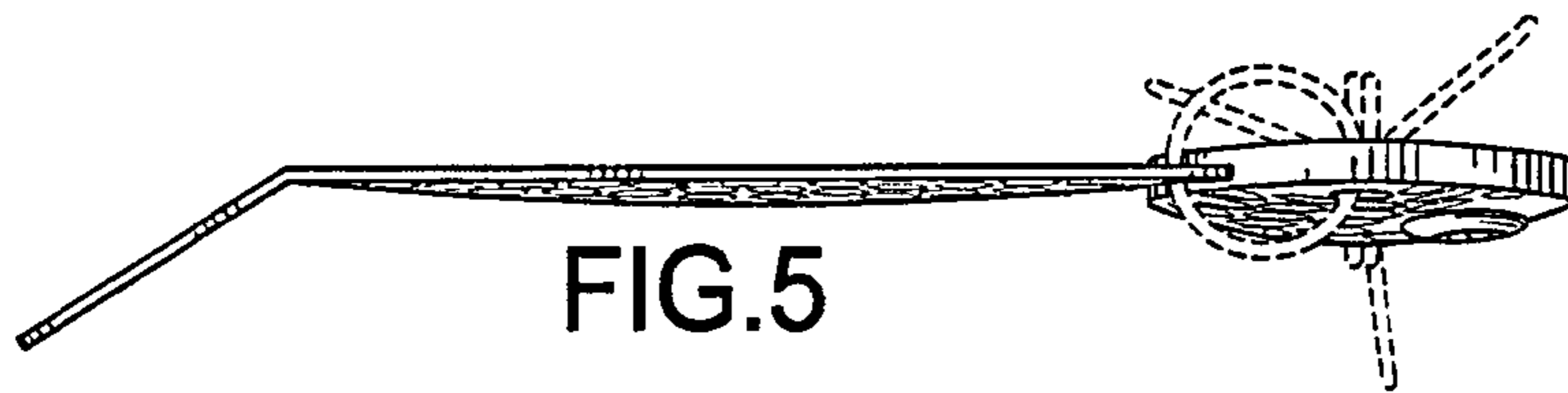


FIG. 5

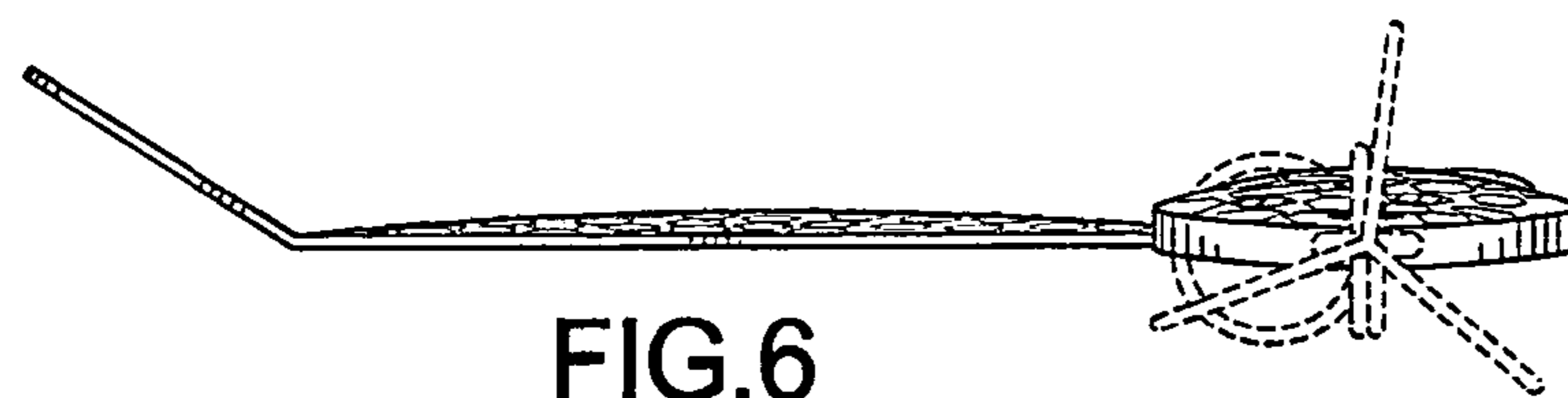


FIG. 6

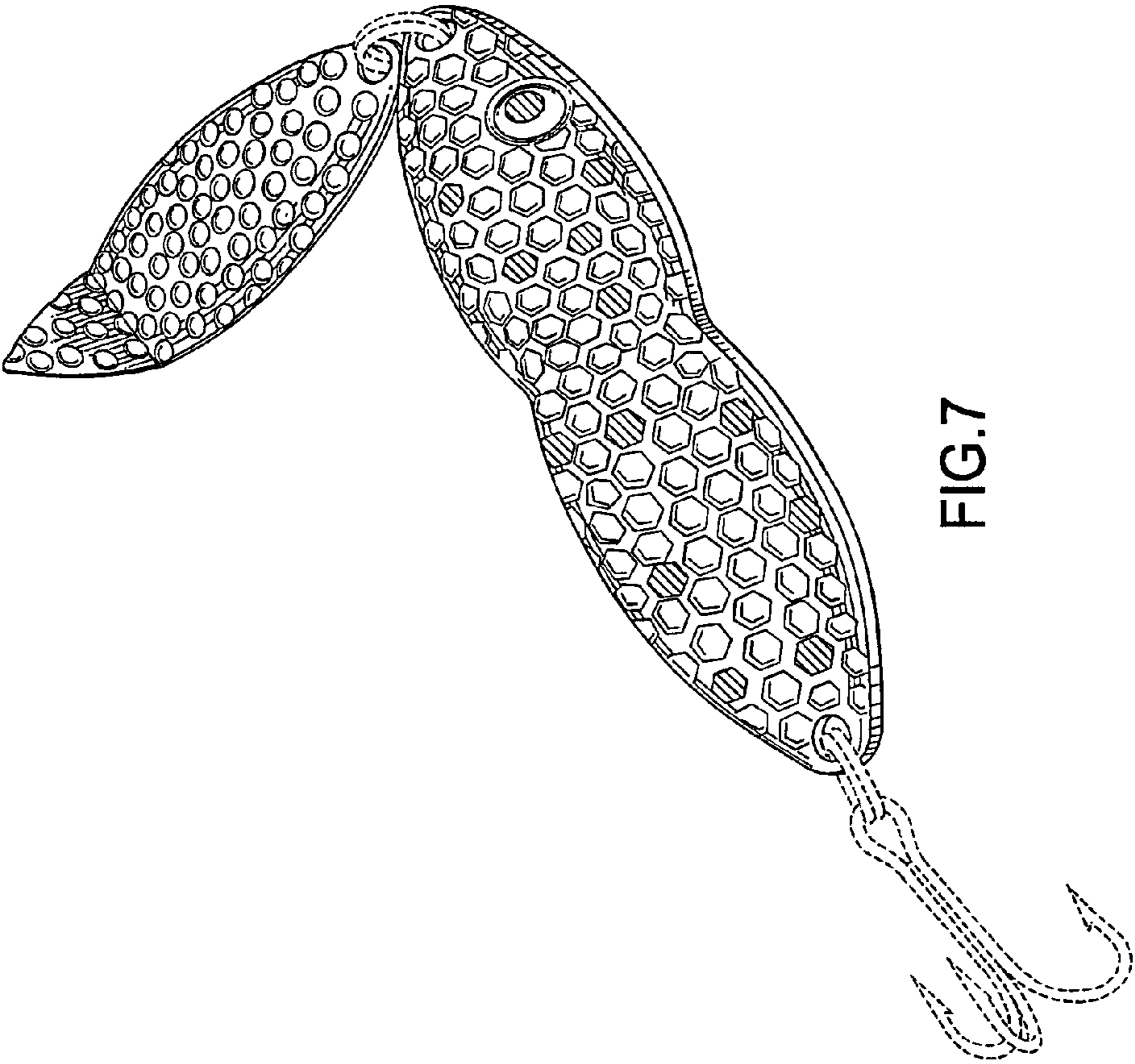


FIG. 7