



US00D696738S

(12) **United States Design Patent**
Otto

(10) **Patent No.:** **US D696,738 S**
(45) **Date of Patent:** **** Dec. 31, 2013**

(54) **SPORTS BALL**

(71) Applicant: **adidas AG**, Herzogenaurach (DE)

(72) Inventor: **Julia Otto**, Nuremberg (DE)

(73) Assignee: **adidas AG**, Herzogenaurach (DE)

(**) Term: **14 Years**

(21) Appl. No.: **29/444,343**

(22) Filed: **Jan. 29, 2013**

Related U.S. Application Data

(63) Continuation-in-part of application No. 29/441,242, filed on Jan. 2, 2013.

(30) **Foreign Application Priority Data**

Dec. 19, 2012 (EM) 002156083-0001
Dec. 19, 2012 (EM) 002156083-0002
Dec. 19, 2012 (EM) 002156083-0003
Jan. 9, 2013 (EM) 002164038

(51) **LOC (9) Cl.** **21-02**

(52) **U.S. Cl.**
USPC **D21/713**

(58) **Field of Classification Search**
USPC D21/707-714; D30/160; 473/569-615,
473/FOR. 134-FOR. 167, FOR. 228,
473/FOR. 229; 446/220-226; 119/707-711;
40/327; 428/11
See application file for complete search history.

(56) **References Cited**

U.S. PATENT DOCUMENTS

180,110 A * 7/1876 Carr 473/602
676,506 A * 6/1901 Knight et al. 473/268
D91,919 S * 4/1934 Burbank D21/708

D341,869 S * 11/1993 Louez D21/713
D359,093 S * 6/1995 Shishido et al. D21/713
D369,192 S * 4/1996 Imswiler D21/713
6,287,226 B1 * 9/2001 Dilling 473/594
D452,721 S * 1/2002 Sonntag D21/713
D529,107 S * 9/2006 Just et al. D21/713
D575,364 S * 8/2008 Smith D21/713
D618,740 S * 6/2010 van Oorschot D21/713
D669,946 S * 10/2012 Aogaki D21/713
2008/0268989 A1 * 10/2008 Lalvani 473/598
2009/0062043 A1 * 3/2009 Wellington, Jr. 473/604

FOREIGN PATENT DOCUMENTS

CN D1284779 * 10/2006
CN 301433623 * 1/2011
CN 301474283 * 2/2011

(Continued)

Primary Examiner — Catherine Tuttle

(74) *Attorney, Agent, or Firm* — Kilpatrick Townsend & Stockton LLP

(57) **CLAIM**

The ornamental design for a sports ball, as shown and described.

DESCRIPTION



FIG. 1, as viewed, is a front view of a spherical sports ball. FIG. 2, as viewed, is a top right perspective view of the sports ball of FIG. 1.

FIG. 3, as viewed, is a top left front perspective view of the sports ball of FIG. 1; and,

FIG. 4, as viewed, is a left bottom perspective view of the sports ball of FIG. 1.

The lines of thinner weight represent shading to show the spherical shape of the sports ball and are not part of the graphical design on the surface of the sports ball. The unshaded regions located between the solid lines and the broken lines form no part of the claimed design. The broken lines form no part of the claimed design.

1 Claim, 4 Drawing Sheets



(56)

References Cited

FOREIGN PATENT DOCUMENTS

CN 302064815 * 9/2012
DE 40600444-0001 * 4/2006
GB 2029209 * 9/1993

JP D057033-001 * 9/2001
JP D1183678 * 9/2003
JP D1230343 * 2/2005
JP D1254022 * 10/2005
WO D055677-001 * 5/2001

* cited by examiner




FIG. 1




FIG. 2




FIG. 3




FIG. 4