

US00D696674S

(12) **United States Design Patent**
Vogel

(10) **Patent No.:** **US D696,674 S**
(45) **Date of Patent:** **** Dec. 31, 2013**

(54) **TABLE TOP KIT**
(71) Applicant: **Nite Ize, Inc.**, Boulder, CO (US)
(72) Inventor: **Frank Vogel**, Boulder, CO (US)
(73) Assignee: **Nite Ize, Inc.**, Boulder, CO (US)
(**) Term: **14 Years**
(21) Appl. No.: **29/443,177**
(22) Filed: **Jan. 14, 2013**
(51) **LOC (9) Cl.** **08-07**
(52) **U.S. Cl.**
USPC **D14/447**
(58) **Field of Classification Search**
USPC D14/432, 433, 434, 439, 440, 451, 452,
D14/239, 217, 224.1, 251, 252, 253, 457,
D14/458, 459, 460, 461; D6/406.1, 406.2,
D6/406.3, 406.4, 406.5, 406.6;
361/679.06, 679.21, 679.22, 679.24,
361/679.26, 679.27, 679.28, 679.3, 679.55,
361/679.56, 709; 248/917-924, 133, 136,
248/139, 150, 176.1, 188.6; D13/108, 110
See application file for complete search history.

6,209,830 B1 4/2001 Brotz
6,350,076 B1 2/2002 Wagner et al.
6,352,228 B1 3/2002 Buerklin
6,585,201 B1 7/2003 Reed
6,729,778 B1 5/2004 Wu et al.
7,163,181 B2 1/2007 Ompps
7,246,781 B2 7/2007 Nam
D578,868 S 10/2008 Ramakers et al.
7,475,858 B2 1/2009 Kalis et al.
D588,602 S * 3/2009 Chao et al. D14/451
D590,696 S 4/2009 Carnevali
7,621,492 B2 11/2009 Ompps
D607,844 S * 1/2010 Feldstein et al. D13/168
7,686,287 B2 3/2010 Dixon et al.
D613,291 S * 4/2010 Carver D14/432
D628,578 S * 12/2010 Chou et al. D14/451
D629,405 S * 12/2010 Crysell D14/447
7,886,903 B1 2/2011 Wurzelbacher, Jr. et al.
D633,902 S 3/2011 Tokuno

(Continued)

OTHER PUBLICATIONS

In the US Patent and Trademark Office U.S. Appl. No. 13/485,894
Non-Final Office Action dated May 9, 2013, 8 pages.

(Continued)

Primary Examiner — Angela J Lee
(74) *Attorney, Agent, or Firm* — Patton Boggs LLP

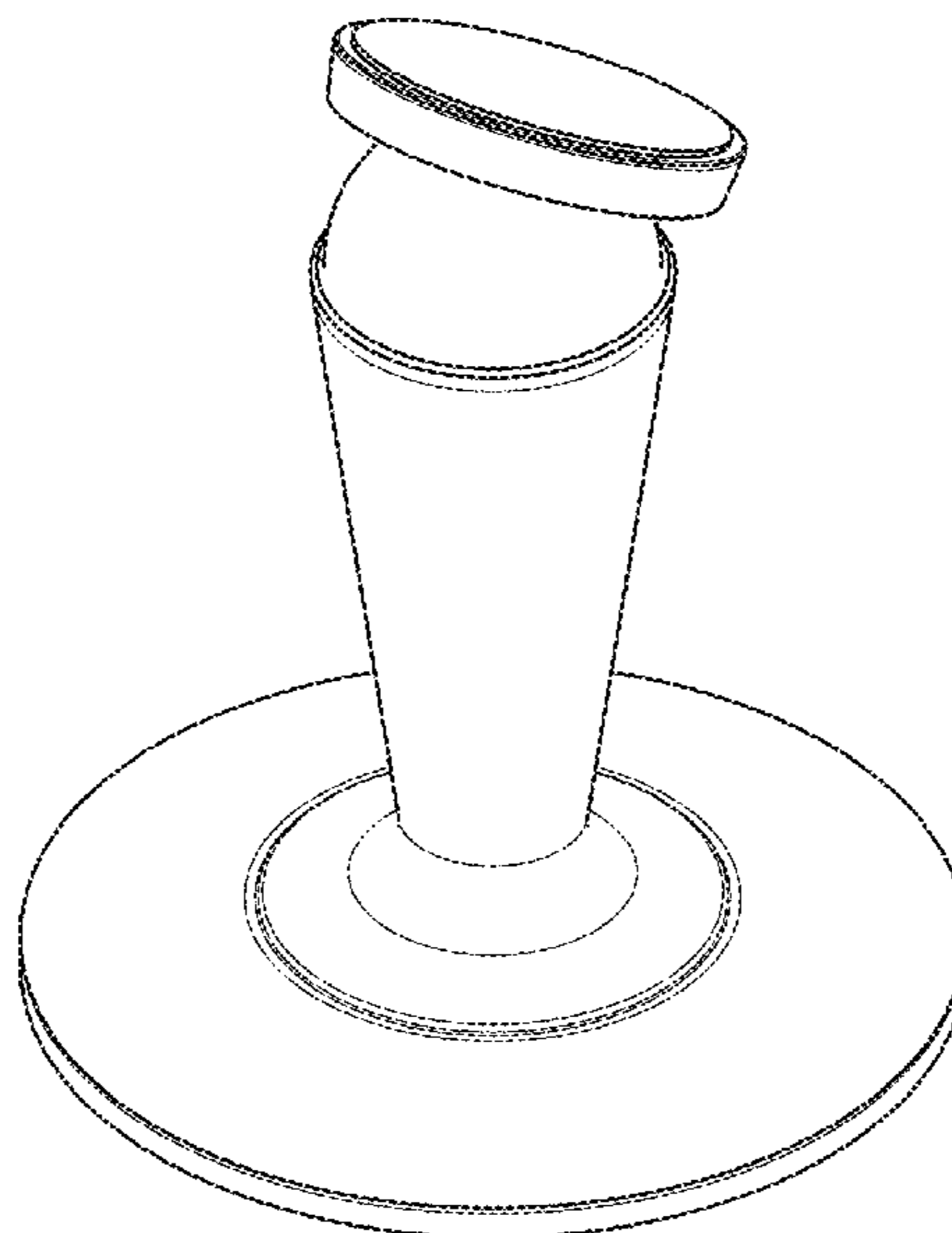
(57) **CLAIM**
The ornamental design for a table top kit, as shown and described.

DESCRIPTION

FIG. 1 is a side view of a table top kit (the front, left, right, and rear views are mirror images);
FIG. 2 is a bottom view of the table top kit of FIG. 1;
FIG. 3 is a top view of the table top kit of FIG. 1; and,
FIG. 4 is a top perspective view of the table top kit of FIG. 1.

1 Claim, 2 Drawing Sheets

(56) **References Cited**
U.S. PATENT DOCUMENTS
687,183 A 11/1901 Kolander
2,332,504 A 10/1943 Brenner
3,695,651 A 10/1972 Stuck
4,016,583 A 4/1977 Yeates
D361,671 S 8/1995 Sharpe
D374,596 S * 10/1996 Delchev D14/483
5,575,597 A 11/1996 Bailey et al.
5,681,981 A 10/1997 McMurtry
D390,709 S 2/1998 Moore
5,769,369 A 6/1998 Meinel



(56)

References Cited

U.S. PATENT DOCUMENTS

D657,783 S * 4/2012 Mo D14/251
 8,176,927 B2 5/2012 Wu
 8,267,361 B1 9/2012 Dordick
 D670,704 S * 11/2012 Barker D14/447
 D673,573 S * 1/2013 Skene et al. D14/447
 8,366,064 B2 2/2013 Chen et al.
 D678,296 S * 3/2013 Lakraa et al. D14/447
 D681,420 S 5/2013 Ileuov et al.
 2002/0096956 A1 7/2002 Erten
 2004/0188576 A1 9/2004 Carnevali
 2005/0045779 A1* 3/2005 Nan 248/133

2006/0000957 A1 1/2006 Carnevali
 2007/0090241 A1 4/2007 Risse
 2008/0017764 A1* 1/2008 Nan 248/133
 2009/0050758 A1 2/2009 Carnevali
 2009/0238637 A1 9/2009 Spratte et al.
 2012/0075799 A1* 3/2012 Pollex 361/679.56
 2012/0118770 A1 5/2012 Valls et al.
 2012/0175474 A1 7/2012 Barnard et al.

OTHER PUBLICATIONS

In the US Patent and Trademark Office U.S. Appl. No. 29/443,172 *Ex Parte Quayle* Office Action dated Jun. 13, 2013, 3 pages.

* cited by examiner

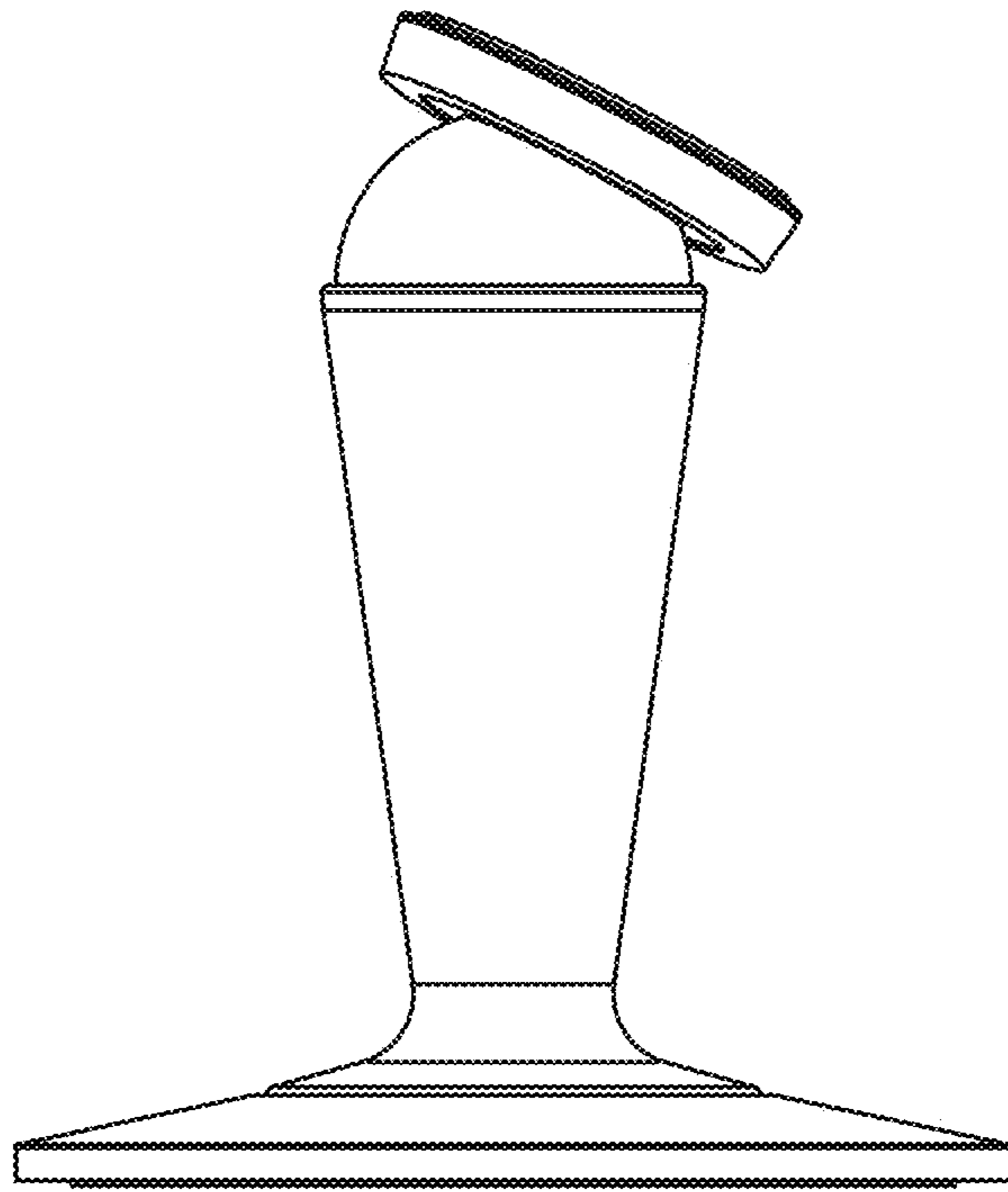


FIG. 1

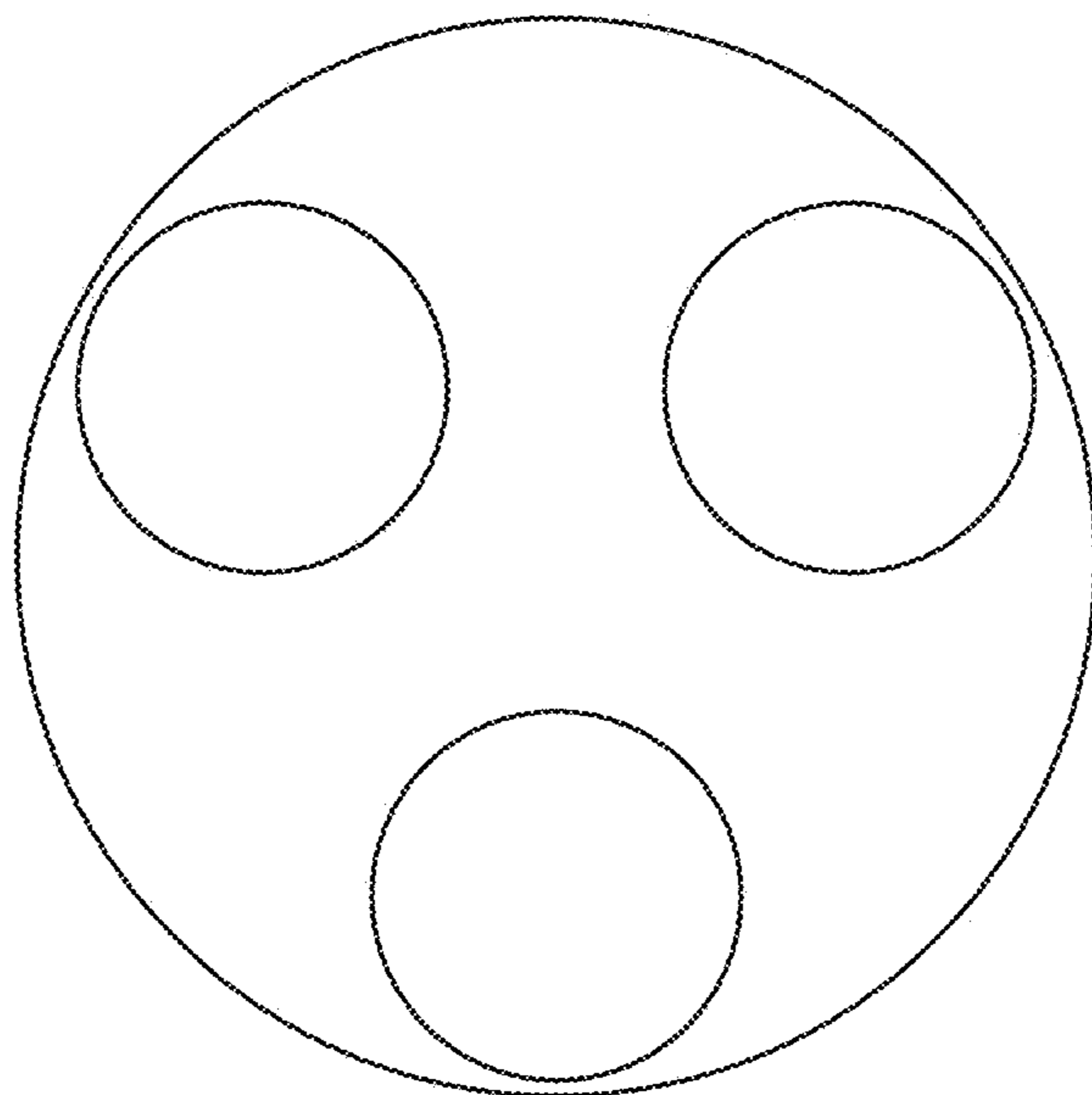


FIG. 2

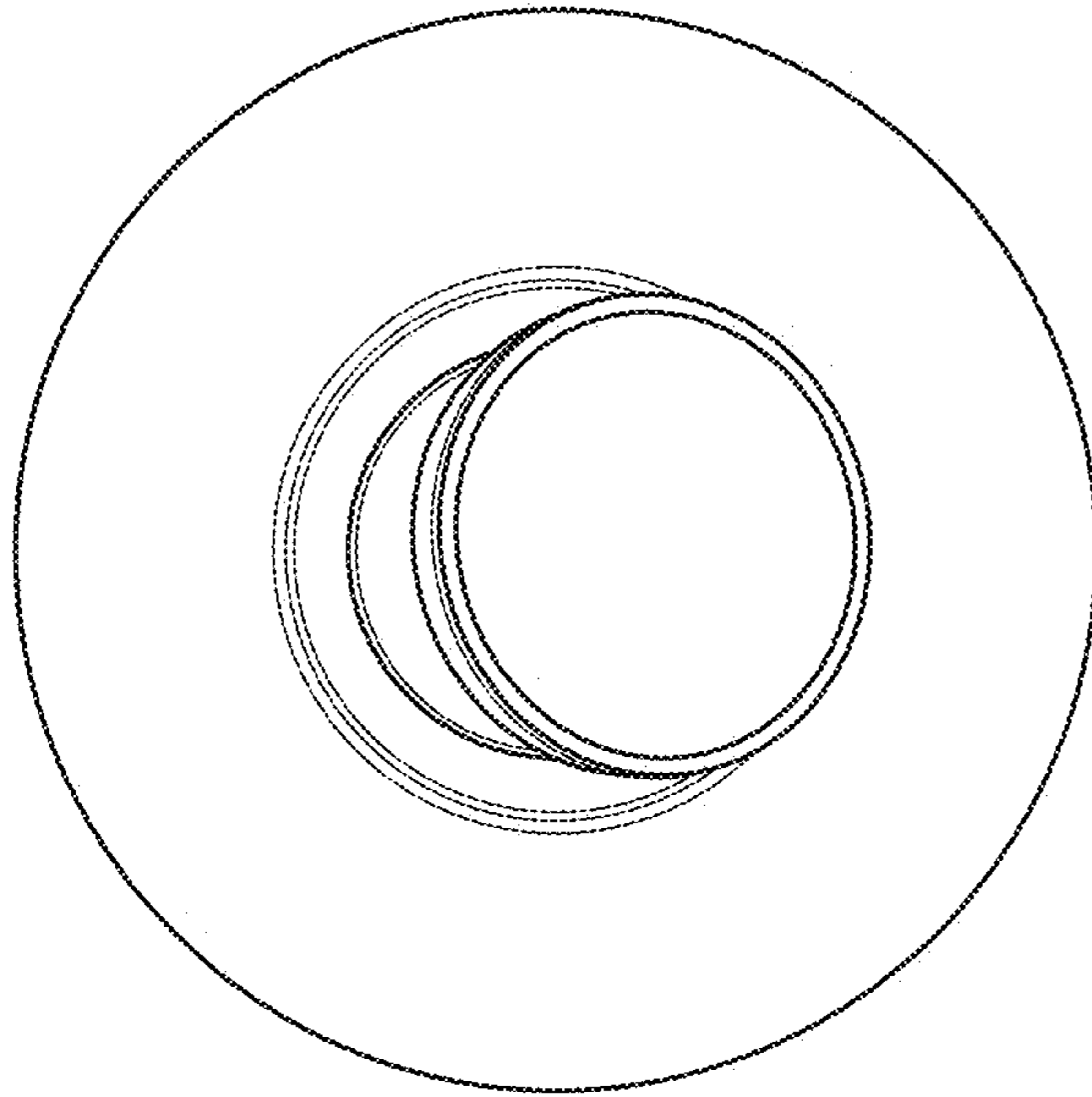


FIG. 3




FIG. 4