

US00D696659S

(12) **United States Design Patent**
Chen et al.

(10) **Patent No.:** **US D696,659 S**
(45) **Date of Patent:** **** Dec. 31, 2013**

- (54) **PORTABLE ELECTRONIC DEVICE**
- (71) Applicant: **ASUSTeK Computer Inc.**, Taipei (TW)
- (72) Inventors: **Yi-Chia Chen**, Taipei (TW); **Chang-Yi Tseng**, Taipei (TW); **Liang-Jen Lin**, Taipei (TW); **Yi-Chang Chen**, Taipei (TW); **Ke-Ming Chen**, Taipei (TW); **Hsien-Kuang Chiu**, Taipei (TW); **Cheng-Yao Huang**, Taipei (TW)
- (73) Assignee: **ASUSTeK Computer Inc.**, Taipei (TW)
- (**) Term: **14 Years**
- (21) Appl. No.: **29/455,722**
- (22) Filed: **May 23, 2013**

- D528,541 S 9/2006 Maskatia
- D593,091 S 5/2009 Behar et al.
- D606,535 S 12/2009 Morooka et al.
- D687,031 S * 7/2013 Chen et al. D14/327

* cited by examiner

Primary Examiner — Freda S Nunn
(74) *Attorney, Agent, or Firm* — Muncy, Geissler, Olds & Lowe, PLLC

(57) **CLAIM**

The ornamental design for a portable electronic device, as shown and described.

DESCRIPTION

FIG. 1 is a perspective view according to our new design; FIG. 2 is a front elevational view thereof; FIG. 3 is a rear elevational view thereof; FIG. 4 is a left-side elevational view thereof; FIG. 5 is a right-side elevational view thereof; FIG. 6 is a top plan view thereof; FIG. 7 is a bottom plan view thereof; FIG. 8 is another perspective view according to our new design; FIG. 9 is a front elevational view according to our new design in a closed position; FIG. 10 is a rear elevational view thereof; FIG. 11 is a left-side elevational view thereof; FIG. 12 is a right-side elevational view thereof; FIG. 13 is a top plan view thereof; and, FIG. 14 is a bottom plan view thereof.

The broken lines shown in FIGS. 1-3, 8, and 13 that are immediately adjacent to the shaded areas on the display panel represent the bounds of the claimed design, while all other lines are directed to environment and form no part of the claimed design.

1 Claim, 12 Drawing Sheets


Related U.S. Application Data

- (63) Continuation of application No. 29/423,304, filed on May 30, 2012, now Pat. No. Des. 687,031.
 - (51) **LOC (9) Cl.** **14-02**
 - (52) **U.S. Cl.**
USPC **D14/327**; D14/315
 - (58) **Field of Classification Search**
USPC D14/315-327, 341, 371; D18/1, 2, 7, D18/11; 235/145 A, 145 R; 341/22, 23; 345/104, 156, 168, 169, 173; 361/679.08, 679.09, 679.11, 679.26, 361/679.27
- See application file for complete search history.

(56) **References Cited**

U.S. PATENT DOCUMENTS

- D421,972 S 3/2000 Makidera et al.
- D428,687 S 8/2000 Hernandez
- D487,891 S 3/2004 Yang et al.
- D521,992 S 5/2006 Morooka et al.



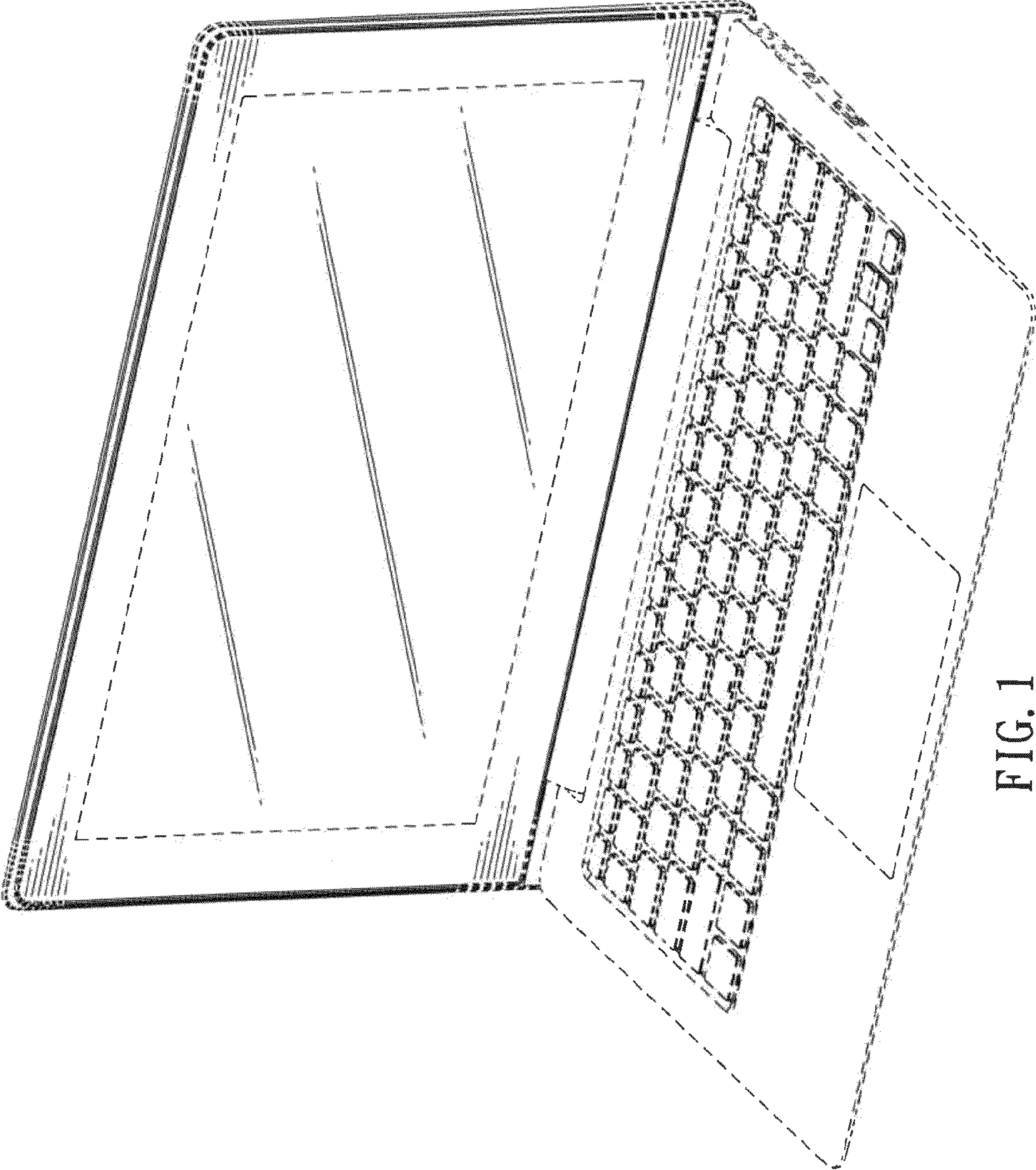


FIG. 1

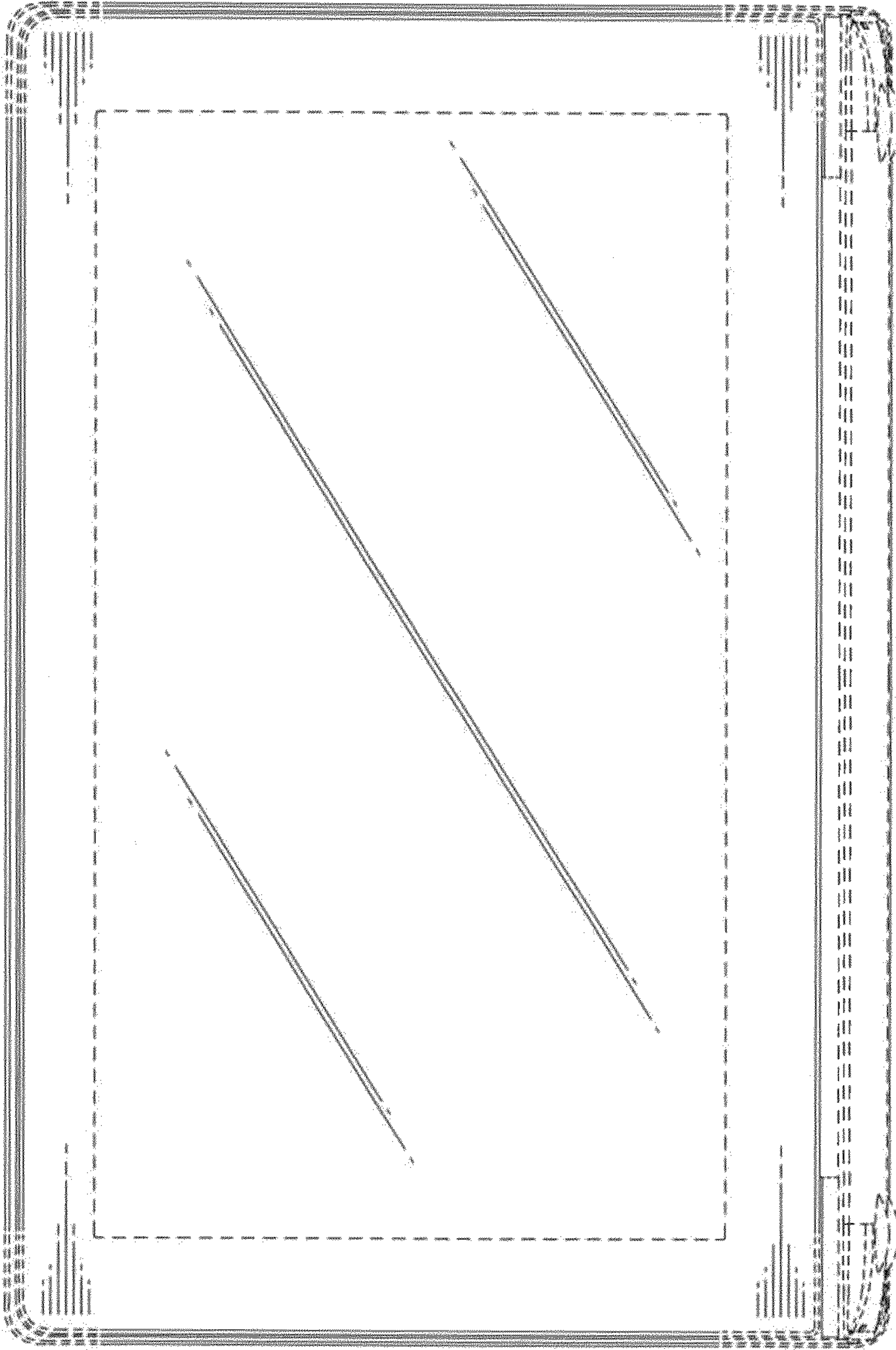


FIG. 2




FIG. 3




FIG. 4

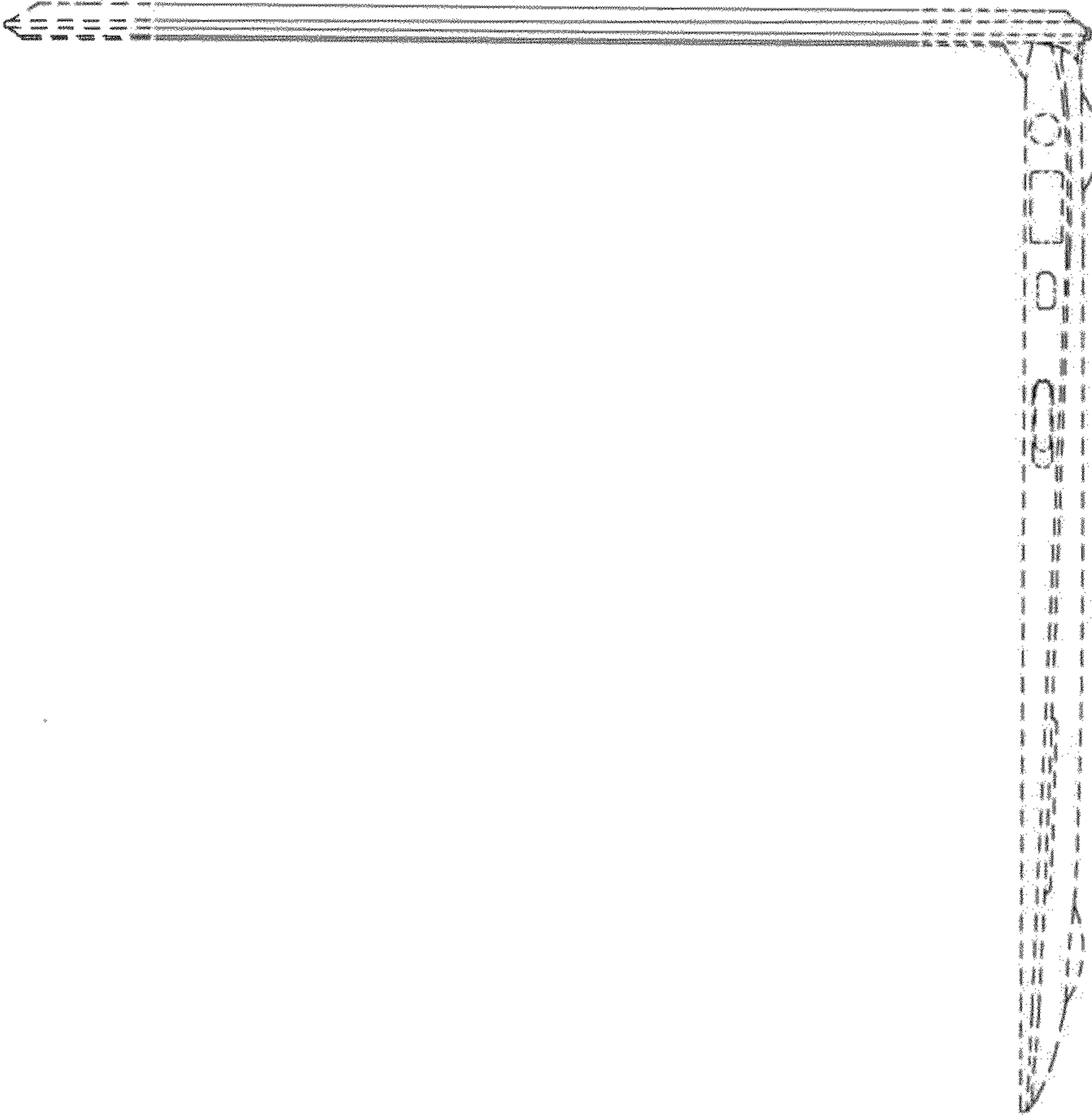


FIG. 5

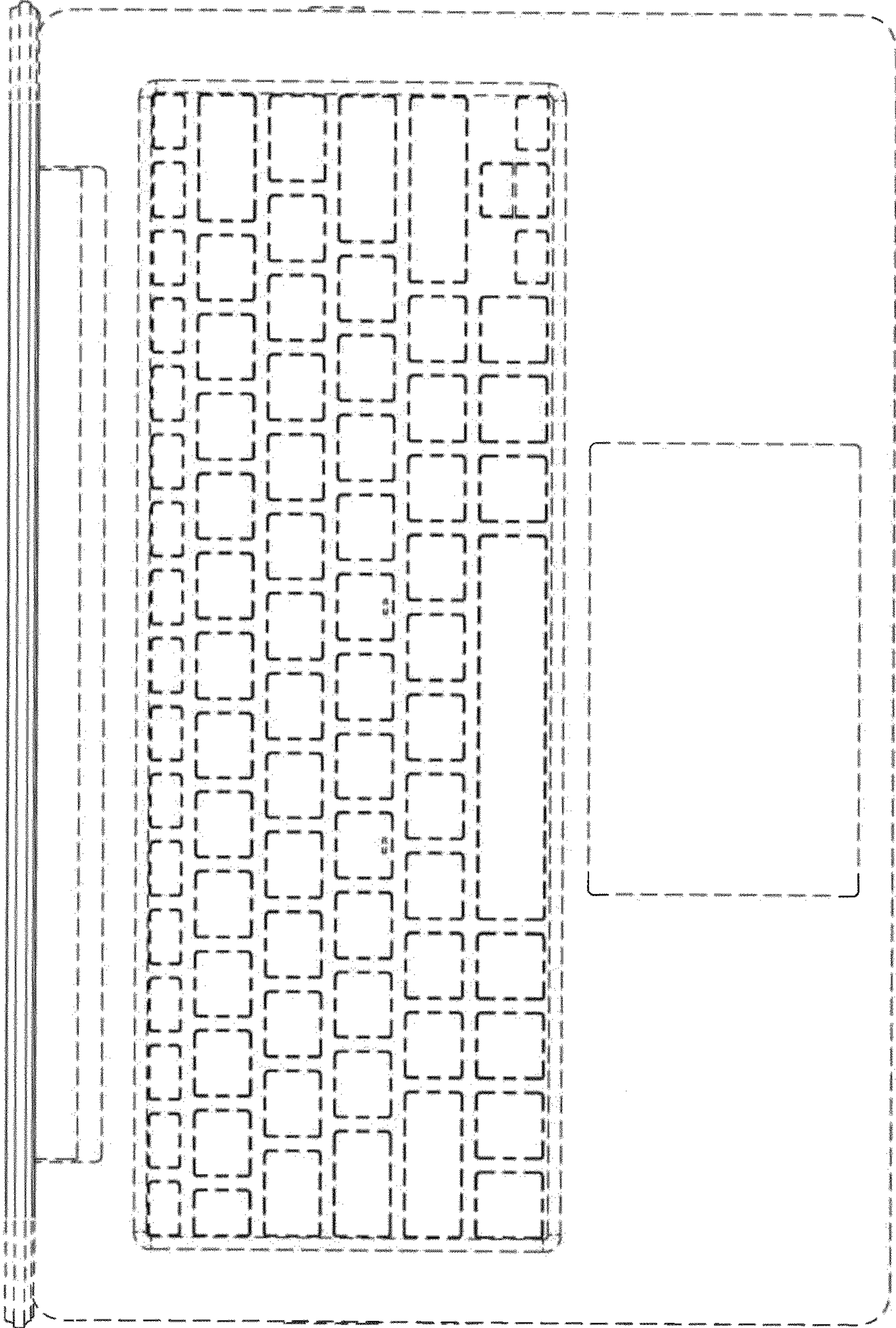


FIG. 6




FIG. 7

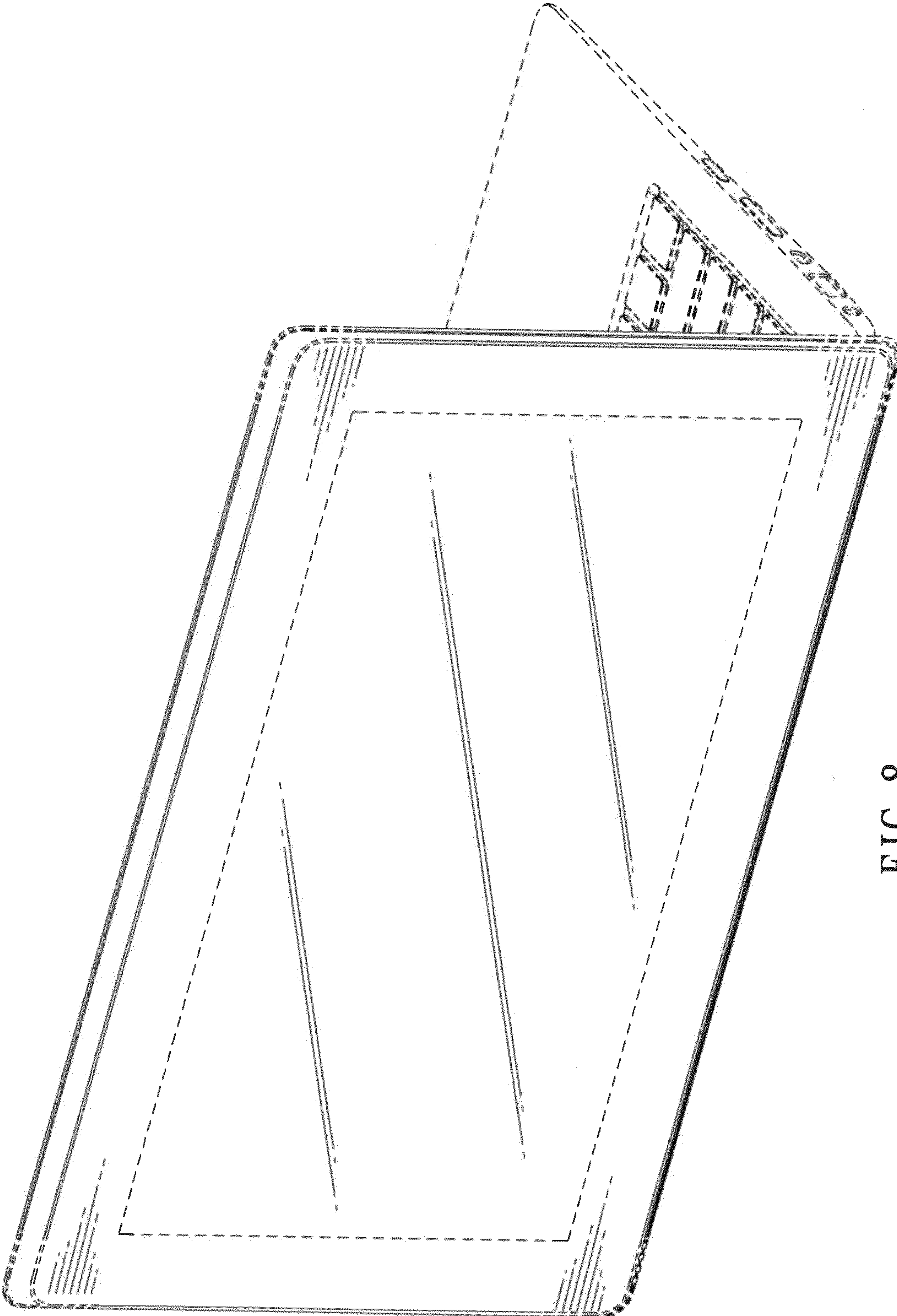


FIG. 8




FIG. 9



FIG. 10




FIG. 11




FIG. 12

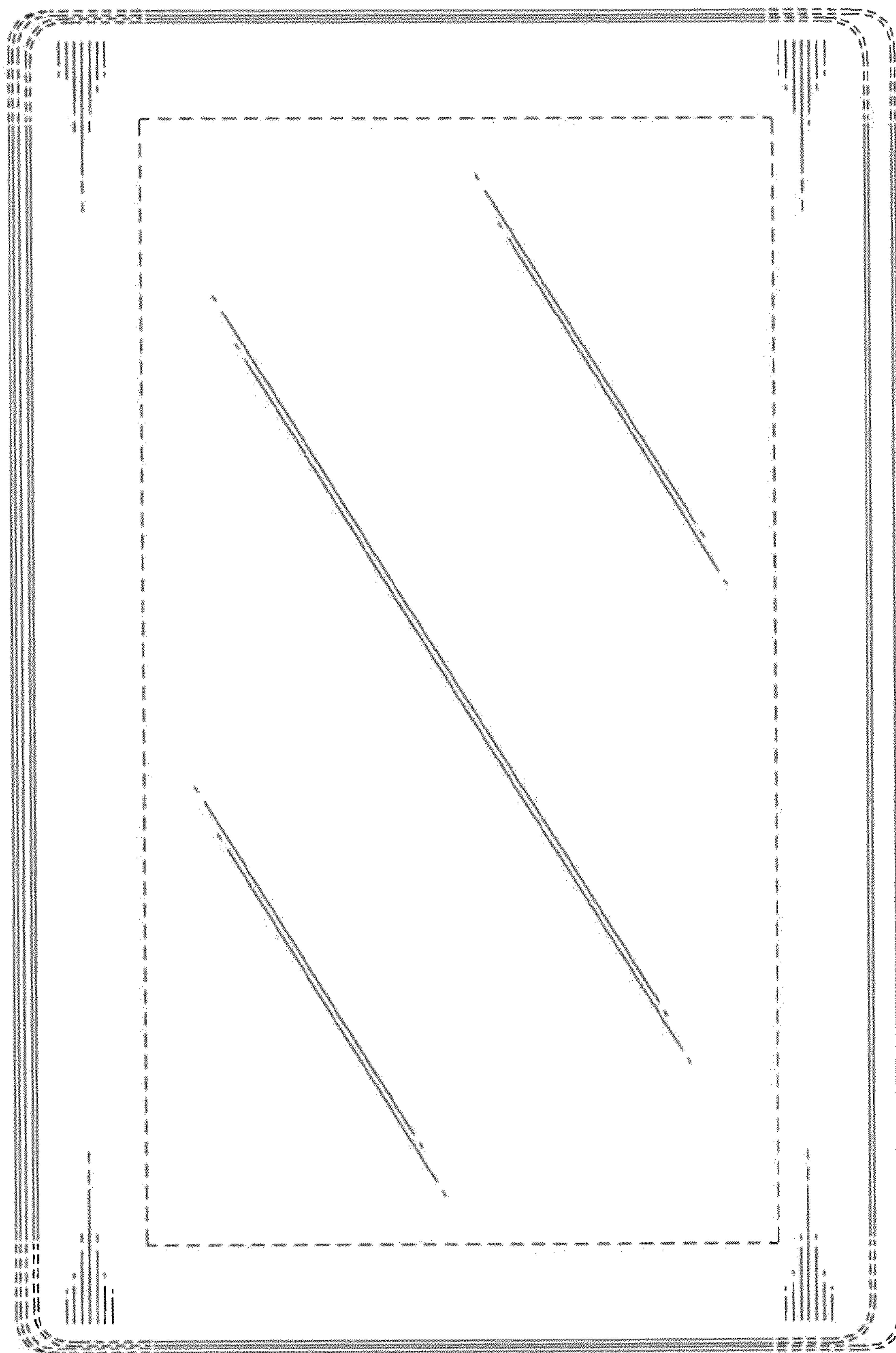


FIG. 13




FIG. 14