

US00D696624S

(12) **United States Design Patent**
Nakagawa

(10) **Patent No.:** **US D696,624 S**
(45) **Date of Patent:** **** Dec. 31, 2013**

- (54) **TIRE FOR MOTORCYCLE**
- (71) Applicant: **The Goodyear Tire & Rubber Company, Akron, OH (US)**
- (72) Inventor: **Mamoru Nakagawa, Osaka (JP)**
- (73) Assignee: **The Goodyear Tire & Rubber Company, Akron, OH (US)**
- (**) Term: **14 Years**
- (21) Appl. No.: **29/464,799**
- (22) Filed: **Aug. 21, 2013**
- (30) **Foreign Application Priority Data**

Feb. 25, 2013 (JP) 2013-003797

- (51) **LOC (9) Cl.** **12-15**
- (52) **U.S. Cl.**
USPC **D12/534**
- (58) **Field of Classification Search**
USPC D12/533-567, 900-901, 570, 506, 530;
152/209.1-209.9, 209.11-209.19,
152/209.21-209.28, 455
See application file for complete search history.

(56) **References Cited**
U.S. PATENT DOCUMENTS

D295,159 S	4/1988	Mader	D12/147
D409,536 S	* 5/1999	Haas et al.	D12/535
D452,202 S	12/2001	Taoyozawa	D12/151
D469,736 S	* 2/2003	Steinbach	D12/535
D471,146 S	3/2003	Jackson	D12/535
D490,358 S	5/2004	Taniguchi	D12/534
D490,770 S	6/2004	Isaka	D12/534

D494,129 S	*	8/2004	Steinbach	D12/535
D503,672 S	*	4/2005	Cullinan et al.	D12/534
D505,109 S		5/2005	Cullinan et al.	D12/534
D505,110 S	*	5/2005	Steinbach	D12/535
D506,970 S		7/2005	Jackson et al.	D12/534
D524,723 S	*	7/2006	Itoi	D12/534
D525,188 S	*	7/2006	Itoi	D12/534
D531,569 S		11/2006	Steinbach	D12/535
D544,433 S	*	6/2007	Itoi	D12/534
D544,434 S	*	6/2007	Itoi	D12/535
D554,043 S	*	10/2007	Chapman et al.	D12/534
D554,049 S		10/2007	Toyozawa	D12/535
D558,131 S	*	12/2007	Itoi	D12/535
D558,132 S		12/2007	Itoi	D12/535
D564,441 S	*	3/2008	Itoi	D12/534
D565,498 S	*	4/2008	Whitney et al.	D12/534
D595,217 S		6/2009	Fournier	D12/535
D601,942 S		10/2009	Bell et al.	D12/535
D619,527 S	*	7/2010	Itoi et al.	D12/535
D639,723 S	*	6/2011	Misani et al.	D12/535
D680,057 S	*	4/2013	Nakagawa	D12/535

* cited by examiner

Primary Examiner — Stacia Cadmus
(74) *Attorney, Agent, or Firm* — Richard B. O'Planick

(57) **CLAIM**
The ornamental design for a tire for motorcycle, as shown and described.

DESCRIPTION

FIG. 1 is a perspective view of a tire for motorcycle showing my new design, it being understood that the pattern repeats uniformly throughout the circumference of the tread;
FIG. 2 is a front elevational view thereof;
FIG. 3 is a right side elevational view thereof; and,
FIG. 4 is an enlarged fragmentary front elevational view thereof.

1 Claim, 4 Drawing Sheets







FIG - 1




FIG - 2



FIG - 3




FIG - 4