

US00D696623S

(12) **United States Design Patent**  
**Nakagawa**

(10) **Patent No.:** **US D696,623 S**  
(45) **Date of Patent:** **\*\* Dec. 31, 2013**

- (54) **TIRE FOR MOTORCYCLE**
- (71) Applicant: **The Goodyear Tire & Rubber Company, Akron, OH (US)**
- (72) Inventor: **Mamoru Nakagawa, Osaka (JP)**
- (73) Assignee: **The Goodyear Tire & Rubber Company, Akron, OH (US)**
- (\*\*) Term: **14 Years**
- (21) Appl. No.: **29/464,794**
- (22) Filed: **Aug. 21, 2013**
- (30) **Foreign Application Priority Data**  
Feb. 25, 2013 (JP) ..... 2013-003798
- (51) **LOC (9) Cl.** ..... **12-15**
- (52) **U.S. Cl.**  
USPC ..... **D12/534**
- (58) **Field of Classification Search**  
USPC ..... D12/533-567, 900-901, 570, 506, 530;  
152/209.1-209.9, 209.11-209.19,  
152/209.21-209.28, 455  
See application file for complete search history.

- (56) **References Cited**  
U.S. PATENT DOCUMENTS
- |            |          |             |       |         |
|------------|----------|-------------|-------|---------|
| D295,159 S | 4/1988   | Mader       | ..... | D12/147 |
| D409,536 S | * 5/1999 | Haas et al. | ..... | D12/535 |
| D452,202 S | 12/2001  | Taoyozawa   | ..... | D12/151 |
| D469,736 S | * 2/2003 | Steinbach   | ..... | D12/535 |
| D471,146 S | 3/2003   | Jackson     | ..... | D12/535 |
| D490,358 S | 5/2004   | Taniguchi   | ..... | D12/534 |
| D490,770 S | 6/2004   | Isaka       | ..... | D12/534 |

- |            |   |         |                 |       |         |
|------------|---|---------|-----------------|-------|---------|
| D494,129 S | * | 8/2004  | Steinbach       | ..... | D12/535 |
| D503,672 S | * | 4/2005  | Cullinan et al. | ..... | D12/534 |
| D505,109 S |   | 5/2005  | Cullinan et al. | ..... | D12/534 |
| D505,110 S | * | 5/2005  | Steinbach       | ..... | D12/535 |
| D506,970 S |   | 7/2005  | Jackson et al.  | ..... | D12/534 |
| D524,723 S | * | 7/2006  | Itoi            | ..... | D12/534 |
| D525,188 S | * | 7/2006  | Itoi            | ..... | D12/534 |
| D531,569 S |   | 11/2006 | Steinbach       | ..... | D12/535 |
| D544,433 S | * | 6/2007  | Itoi            | ..... | D12/534 |
| D544,434 S | * | 6/2007  | Itoi            | ..... | D12/535 |
| D554,043 S | * | 10/2007 | Chapman et al.  | ..... | D12/534 |
| D554,049 S |   | 10/2007 | Toyozawa        | ..... | D12/535 |
| D558,131 S | * | 12/2007 | Itoi            | ..... | D12/535 |
| D558,132 S |   | 12/2007 | Itoi            | ..... | D12/535 |
| D564,441 S | * | 3/2008  | Itoi            | ..... | D12/534 |
| D565,498 S | * | 4/2008  | Whitney et al.  | ..... | D12/534 |
| D595,217 S |   | 6/2009  | Fournier        | ..... | D12/535 |
| D601,942 S |   | 10/2009 | Bell et al.     | ..... | D12/535 |
| D619,527 S | * | 7/2010  | Itoi et al.     | ..... | D12/535 |
| D639,723 S | * | 6/2011  | Misani et al.   | ..... | D12/535 |
| D680,057 S | * | 4/2013  | Nakagawa        | ..... | D12/535 |

\* cited by examiner

*Primary Examiner* — Stacia Cadmus  
(74) *Attorney, Agent, or Firm* — Richard B. O'Planick

(57) **CLAIM**  
The ornamental design for a tire for motorcycle, as shown and described.

**DESCRIPTION**

FIG. 1 is a perspective view of a tire for motorcycle showing my new design, it being understood that the pattern repeats uniformly throughout the circumference of the tread;  
FIG. 2 is a front elevational view thereof;  
FIG. 3 is a right side elevational view thereof; and,  
FIG. 4 is an enlarged fragmentary front elevational view thereof.

**1 Claim, 4 Drawing Sheets**









FIG - 1




FIG - 2





FIG - 3






FIG - 4