



US00D696617S

(12) **United States Design Patent**
Mueller-Stolz

(10) **Patent No.:** **US D696,617 S**
(45) **Date of Patent:** **** Dec. 31, 2013**

(54) **VEHICLE WHEEL**

(71) Applicant: **Bayerische Motoren Werke Aktiengesellschaft, Munich (DE)**

(72) Inventor: **Dirk Mueller-Stolz, Munich (DE)**

(73) Assignee: **Bayerische Motoren Werke Aktiengesellschaft, Munich (DE)**

(**) Term: **14 Years**

(21) Appl. No.: **29/450,371**

(22) Filed: **Mar. 18, 2013**

(30) **Foreign Application Priority Data**

Sep. 20, 2012 (DE) 40 2012 100 806

(51) **LOC (9) Cl.** **12-16**

(52) **U.S. Cl.**
USPC **D12/211**

(58) **Field of Classification Search**
USPC D12/204-213; 301/37.101, 64.101, 65, 301/64.201
See application file for complete search history.

(56) **References Cited**

U.S. PATENT DOCUMENTS

D504,383 S * 4/2005 Pfeiffer D12/211
D513,489 S * 1/2006 Momokawa D12/211

D520,933 S * 5/2006 Pfeiffer D12/211
D522,951 S * 6/2006 Pfeiffer D12/211
D526,263 S * 8/2006 Brown D12/209
D539,722 S * 4/2007 Pfeiffer D12/211
D550,598 S * 9/2007 Schaefers D12/209
D666,953 S 9/2012 Pollmann

FOREIGN PATENT DOCUMENTS

DE 40107972.4 1/2002
EM 000624812-0001 3/2008
EM 001908807-0009 8/2011
EM 001846346-0005 8/2012

* cited by examiner

Primary Examiner — Stacia Cadmus

(74) *Attorney, Agent, or Firm* — Crowell & Moring LLP

(57) **CLAIM**

The ornamental design for a vehicle wheel, as shown and described.

DESCRIPTION

FIG. 1 is a perspective view of a vehicle wheel according to the design;
FIG. 2 is an additional perspective view thereof;
FIG. 3 is an additional perspective view thereof;
FIG. 4 is a front view thereof;
FIG. 5 is a rear view thereof in a lighter gray scale, representing environmental features that form no part of the claimed design; and,
FIG. 6 is a side view thereof.

1 Claim, 6 Drawing Sheets






Fig. 1



Fig. 2



Fig. 3



Fig. 4




Fig. 5




Fig. 6