

US00D696605S

(12) **United States Design Patent**  
**Wire et al.**

(10) **Patent No.:** **US D696,605 S**  
(45) **Date of Patent:** **\*\* Dec. 31, 2013**

(54) **INCENTIVE REWARD**

(75) Inventors: **Christopher Sean Wire**, Centerville, OH (US); **Todd Spencer Blair**, Troy, OH (US); **Jennifer Marie Gobrail**, Dayton, OH (US); **Crystal Dawn Dennis**, Dayton, OH (US); **Mary Katherine Page**, Dayton, OH (US); **Andrew Stephen Althouse**, West Carrollton, OH (US)

(73) Assignee: **Boost Technologies, LLC**, Dayton, OH (US)

(\*\*) Term: **14 Years**

(21) Appl. No.: **29/370,307**

(22) Filed: **Jun. 28, 2010**

(51) **LOC (9) Cl.** ..... **11-02**

(52) **U.S. Cl.**  
USPC ..... **D11/184**

(58) **Field of Classification Search**  
USPC ..... D11/131–133, 157, 164, 184; D17/20, D17/99; 84/320–322; D20/10, 12, 15, 19, D20/20, 36; 428/13, 14, 542.2, 542.4, 913.3  
See application file for complete search history.

(56) **References Cited**

U.S. PATENT DOCUMENTS

4,137,814	A *	2/1979	Rowley	84/322
D281,867	S *	12/1985	Swesey et al.	D11/98
D291,809	S *	9/1987	Jasper	D17/20
D305,311	S *	1/1990	Roberts	D11/48
D336,102	S *	6/1993	Hodesh	D17/20
5,648,622	A *	7/1997	Storey	84/322
5,649,634	A *	7/1997	Irizarry	211/120

D439,602	S *	3/2001	Morris, Jr.	D17/20
D441,005	S *	4/2001	Parham, Jr.	D17/20
D490,459	S *	5/2004	Sarmas	D17/20
6,791,017	B2 *	9/2004	Oskorep	84/322
6,835,881	B1 *	12/2004	Jackson	84/322
6,946,592	B1 *	9/2005	Chick	84/322
6,977,330	B2 *	12/2005	Santa Cruz et al.	84/322
D526,594	S *	8/2006	Banman	D11/132
D544,398	S *	6/2007	Banman	D11/132
D584,655	S *	1/2009	Banman	D11/157
D585,787	S *	2/2009	Banman	D11/157
7,626,103	B1 *	12/2009	Phillips	84/320
2002/0108483	A1 *	8/2002	Smith	84/322
2004/0060420	A1 *	4/2004	Masri-Fletcher	84/322
2004/0206113	A1 *	10/2004	Coughlin	63/1.16
2005/0109189	A1 *	5/2005	Judd	84/322
2005/0211053	A1 *	9/2005	Ball	84/322
2005/0217456	A1 *	10/2005	Hodesh et al.	84/322
2005/0223872	A1 *	10/2005	Greenwald	84/322
2006/0081109	A1 *	4/2006	James	84/322

\* cited by examiner

*Primary Examiner* — T. Chase Nelson

*Assistant Examiner* — Michelle E Wilson

(74) *Attorney, Agent, or Firm* — Walters & Wasylyna LLC

(57) **CLAIM**

The ornamental design for an incentive reward, as shown and described.

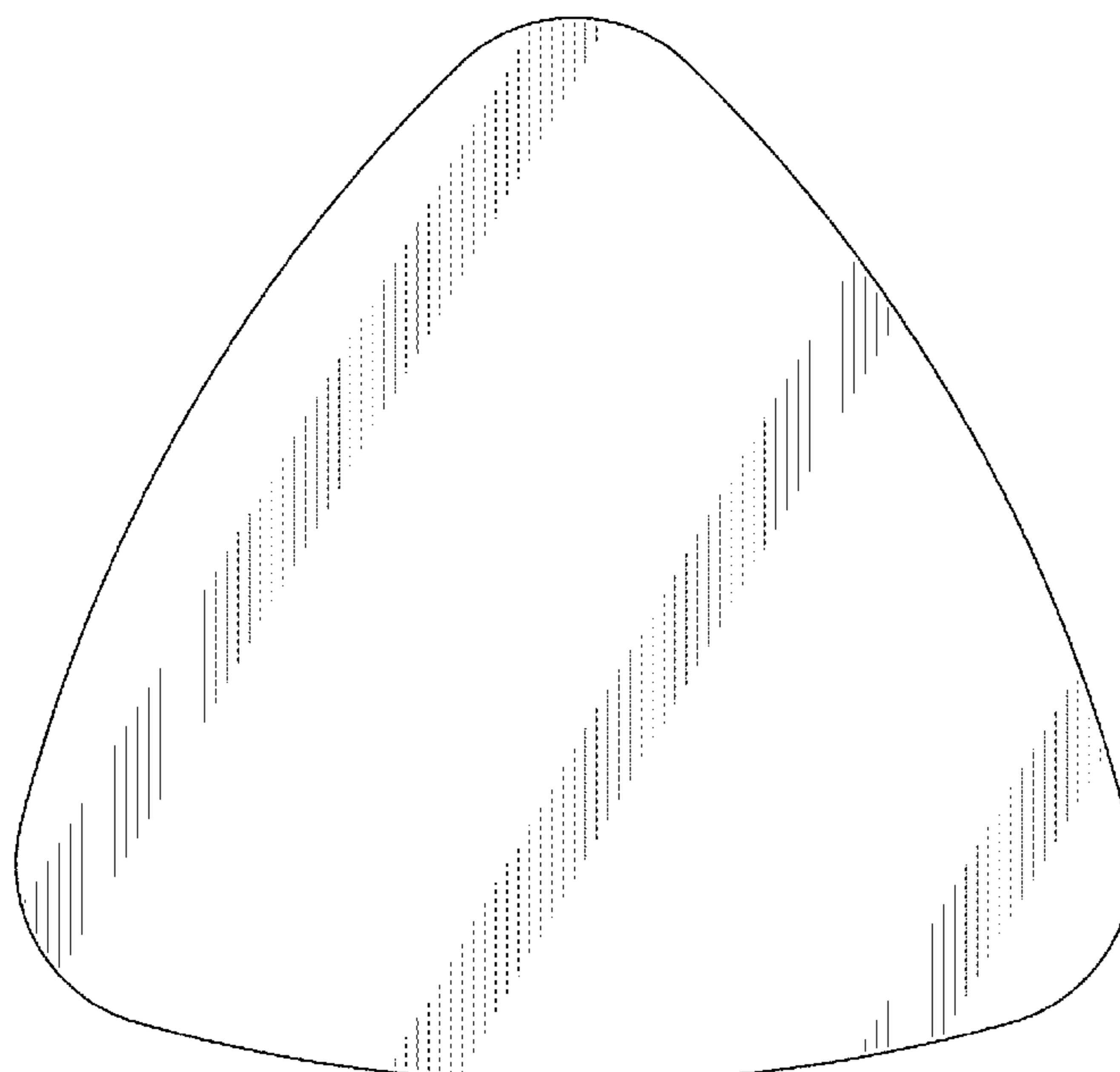
**DESCRIPTION**

FIG. 1 is a front elevational view of an incentive reward in accordance with the present design.

FIG. 2 is a right side elevational view thereof. A left side elevational view thereof would be identical to the illustrated right side elevational view.

FIG. 3 is a front and right side perspective view thereof; and, FIG. 4 is a bottom plan view of thereof.

**1 Claim, 3 Drawing Sheets**



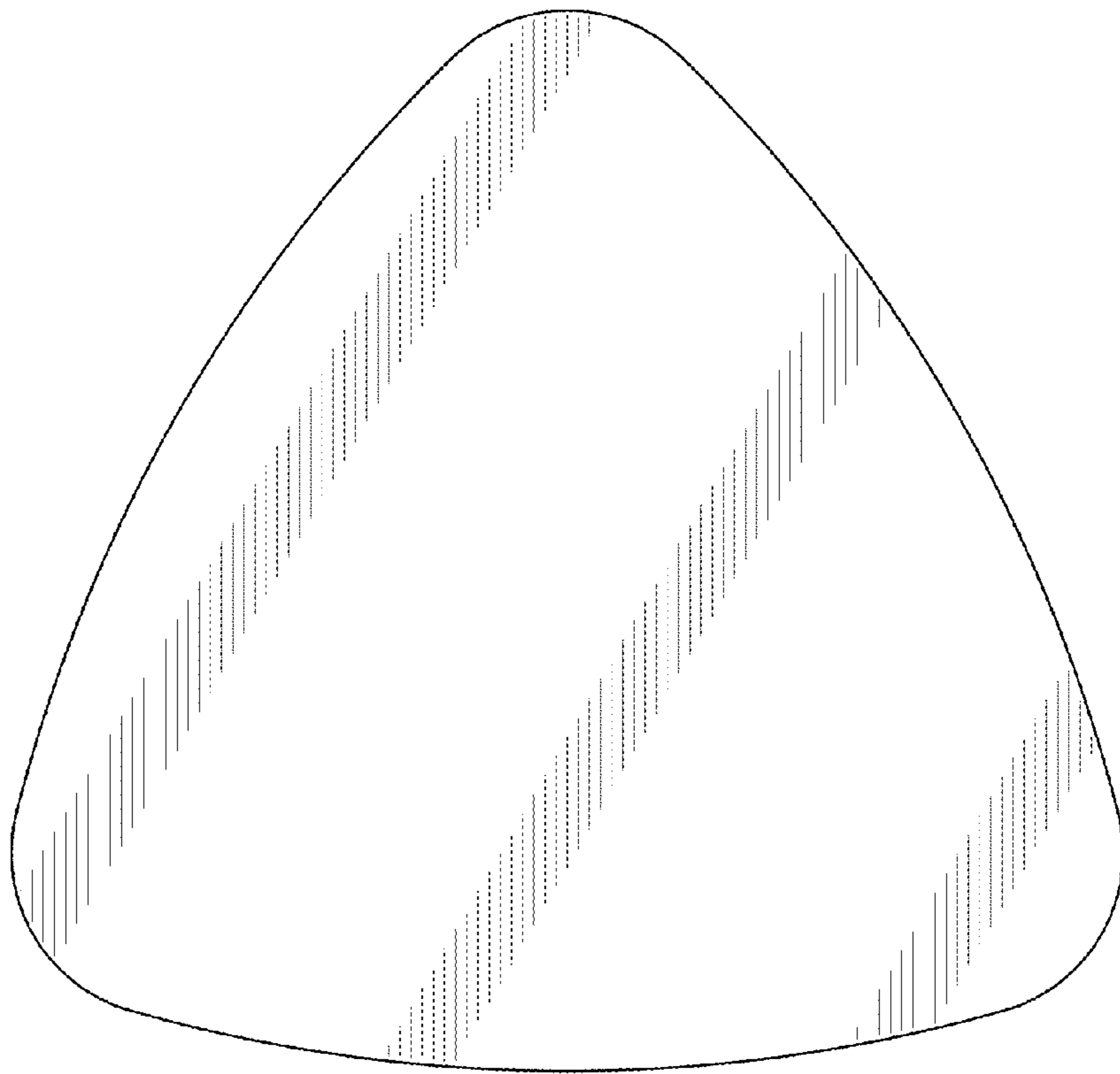


FIG. 1

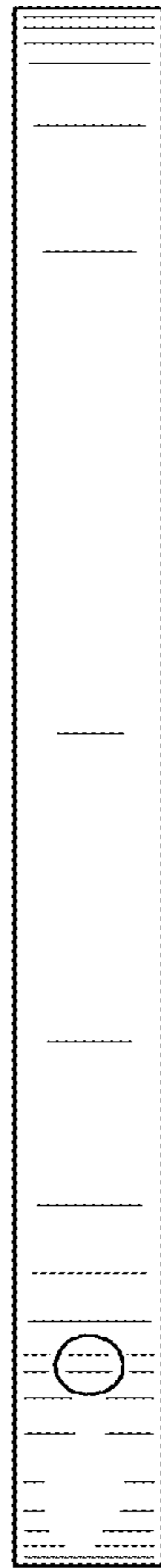


FIG. 2

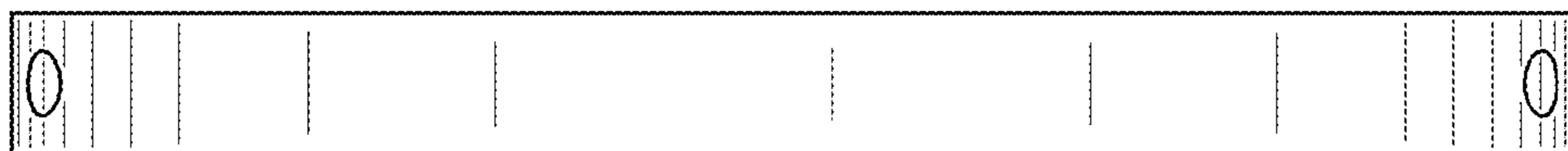


FIG. 4

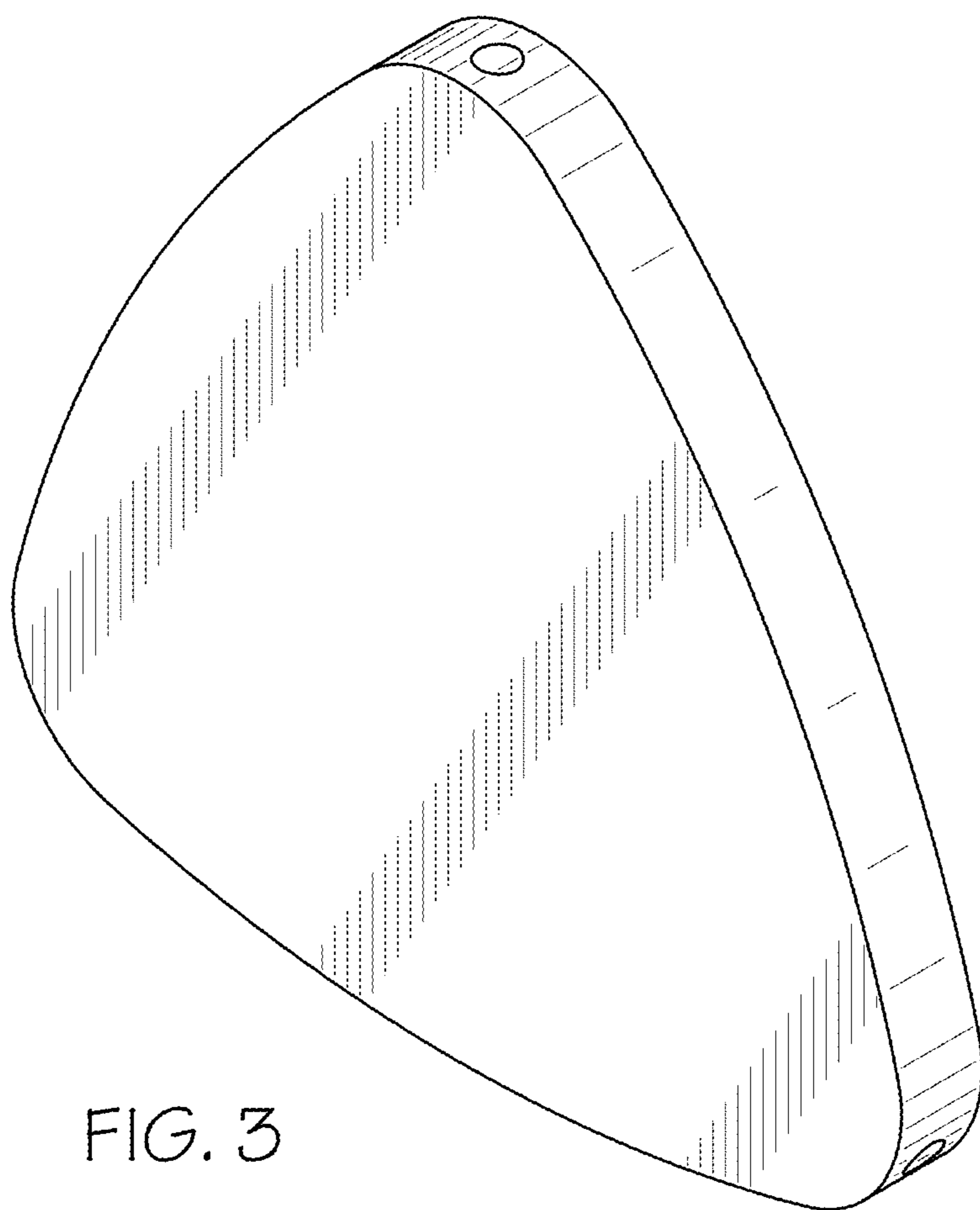


FIG. 3