



US00D696603S

(12) **United States Design Patent**
Kornerup

(10) **Patent No.:** **US D696,603 S**

(45) **Date of Patent:** **** Dec. 31, 2013**

(54) **CIRCLE PAVÉ BEAD**

(75) Inventor: **Mads Kornerup**, Kobenhavn K (DK)

(73) Assignee: **Shamballa Jewels**, Copenhagen (DK)

(**) Term: **14 Years**

(21) Appl. No.: **29/423,073**

(22) Filed: **May 29, 2012**

(51) **LOC (9) Cl.** **11-01**

(52) **U.S. Cl.**
USPC **D11/1; D11/79**

(58) **Field of Classification Search**
USPC D11/1, 2, 3, 4, 5, 6, 7, 40, 43, 79–87,
D11/95–99, 110, 91, 92; 63/37, 12, 13,
63/14.1, 14.2, 15, 26–28; D3/207
See application file for complete search history.

(56) **References Cited**

U.S. PATENT DOCUMENTS

2,261,958	A *	11/1941	Burri	63/32
D249,131	S *	8/1978	Barr	D11/81
5,979,184	A *	11/1999	Razza	63/1.11
D426,788	S *	6/2000	Wieck	D11/7
D454,088	S *	3/2002	Basha	D11/79
D466,564	S *	12/2002	Manville et al.	D21/498
D467,517	S *	12/2002	Itzkowitz	D11/91
D469,715	S *	2/2003	Wallner	D11/79
D489,024	S *	4/2004	Beber et al.	D11/91
D497,120	S *	10/2004	Chia et al.	D11/93

D518,405	S *	4/2006	Stern	D11/86
D556,083	S *	11/2007	Kothari	D11/91
D651,114	S *	12/2011	Bedrossian	D11/1
D654,822	S *	2/2012	Greppi	D11/86
D659,584	S *	5/2012	Veit	D11/81
D680,698	S *	4/2013	McWilliams	D30/160
D681,498	S *	5/2013	Kornerup	D11/16

* cited by examiner

Primary Examiner — Cathron Brooks

Assistant Examiner — Melanie Pellegrini

(74) *Attorney, Agent, or Firm* — Schmeiser, Olsen & Watts, LLP; Michael A. Rodriguez

(57) **CLAIM**

The ornamental design for an circle pavé bead, as shown and described.

DESCRIPTION

FIG. 1 is an isometric view of a circle pavé bead showing my new design;

FIG. 2 is a front elevational view thereof;

FIG. 3 is a rear elevational view thereof;

FIG. 4 is a top plan view thereof;

FIG. 5 is a side elevational view thereof;

FIG. 6 is a bottom plan view thereof; and,

FIG. 7 is an opposite side elevational view of FIG. 5.

The broken lines showing holes in FIGS. 1, 5 and 7, star logos in FIGS. 1, 2, 4, 5, 6 and 7 and the diamond in FIG. 3 in the drawings represent portions of the pavé bead which form no part of the claimed design.

1 Claim, 4 Drawing Sheets





FIG. 1




FIG. 2

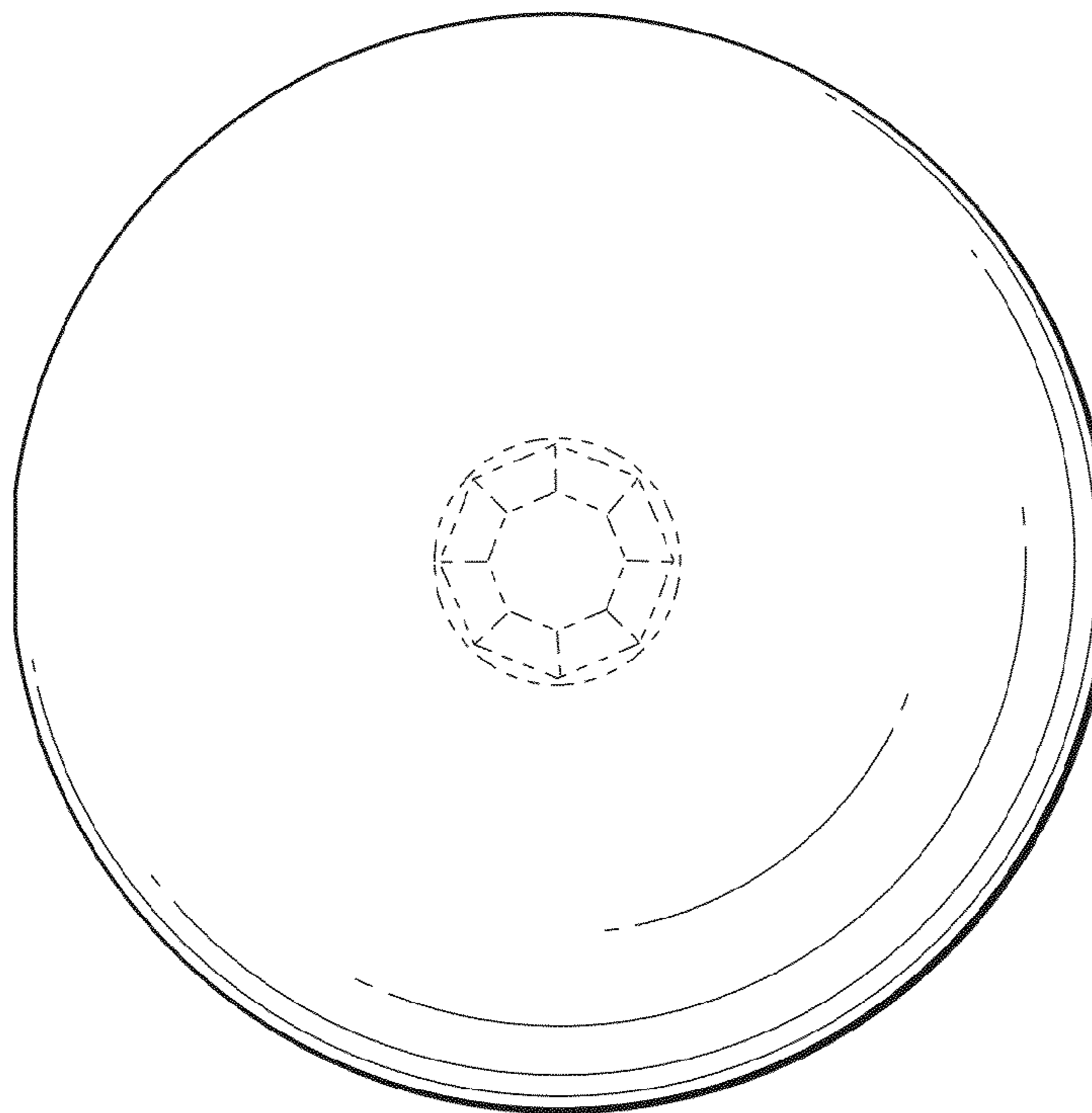


FIG. 3




FIG. 4

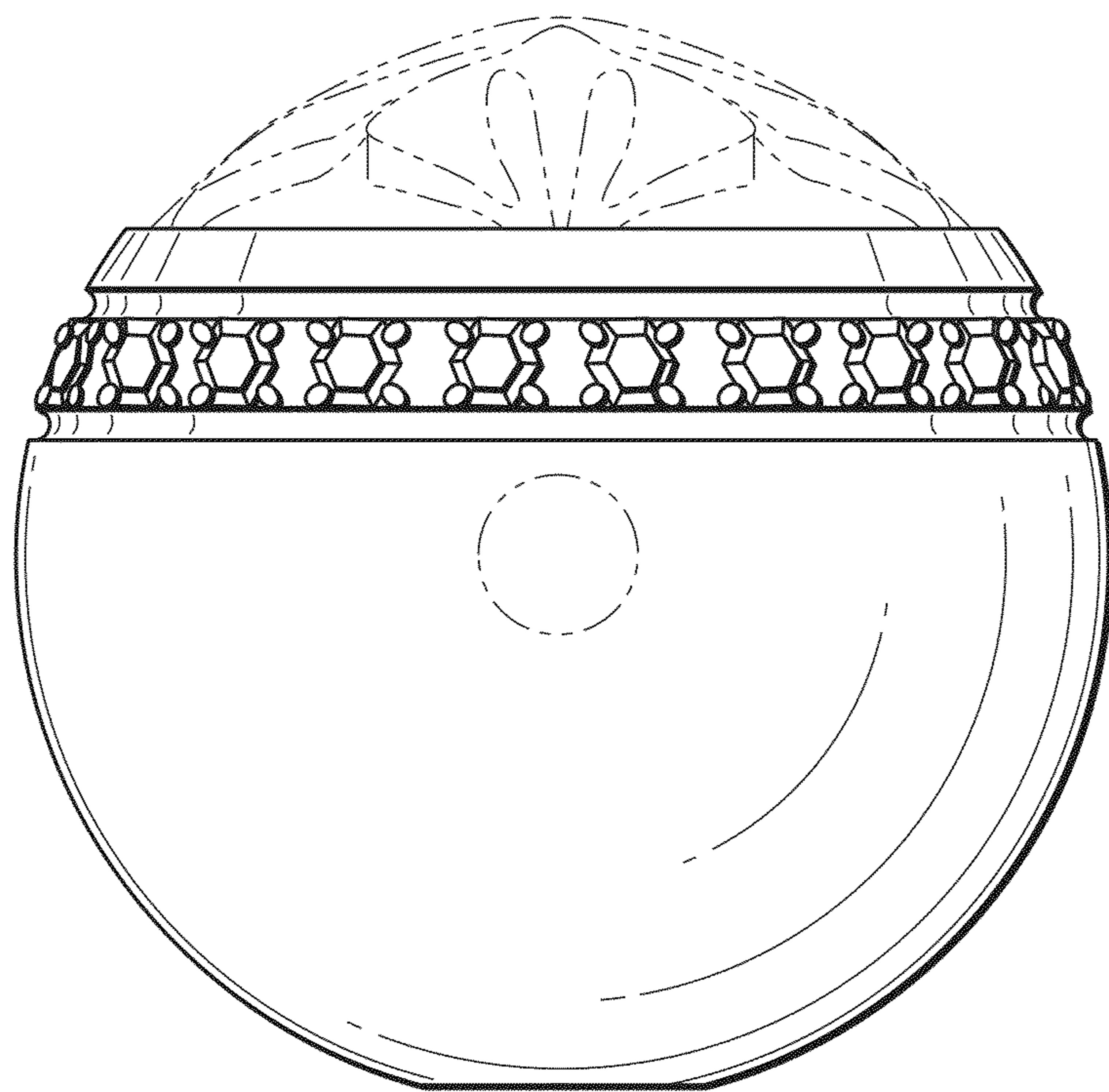


FIG. 5




FIG. 6




FIG. 7