



US00D696601S

(12) **United States Design Patent**
Saikawa et al.

(10) **Patent No.:** **US D696,601 S**

(45) **Date of Patent:** **** *Dec. 31, 2013**

(54) **CONTROL PANEL FOR ELEVATOR**

(75) Inventors: **Yoshinori Saikawa**, Chiyoda-Ku (JP);
Toshihisa Ogura, Chiyoda-Ku (JP); **Eiji Yuasa**, Chiyoda-Ku (JP); **Hiroshi Okuda**, Chiyoda-Ku (JP)

(73) Assignee: **Mitsubishi Electric Corporation**,
Tokyo (JP)

(*) Notice: This patent is subject to a terminal disclaimer.

(**) Term: **14 Years**

(21) Appl. No.: **29/403,902**

(22) Filed: **Oct. 12, 2011**

(30) **Foreign Application Priority Data**

Apr. 13, 2011	(JP)	2011-008469
Apr. 13, 2011	(JP)	2011-008470
Apr. 13, 2011	(JP)	2011-008471
Apr. 13, 2011	(JP)	2011-008472
Apr. 13, 2011	(JP)	2011-008473

(51) **LOC (9) Cl.** **10-05**

(52) **U.S. Cl.**
USPC **D10/108**; D13/164

(58) **Field of Classification Search**
USPC D13/162, 164; D10/108, 106.95;
D14/388, 390; 187/380, 395, 396, 397
See application file for complete search history.

(56) **References Cited**

U.S. PATENT DOCUMENTS

D214,705	S	*	7/1969	Broun	D10/108
4,149,614	A	*	4/1979	Mandel et al.	187/397

(Continued)

Primary Examiner — Selina Sikder

(74) *Attorney, Agent, or Firm* — Sughrue Mion, PLLC

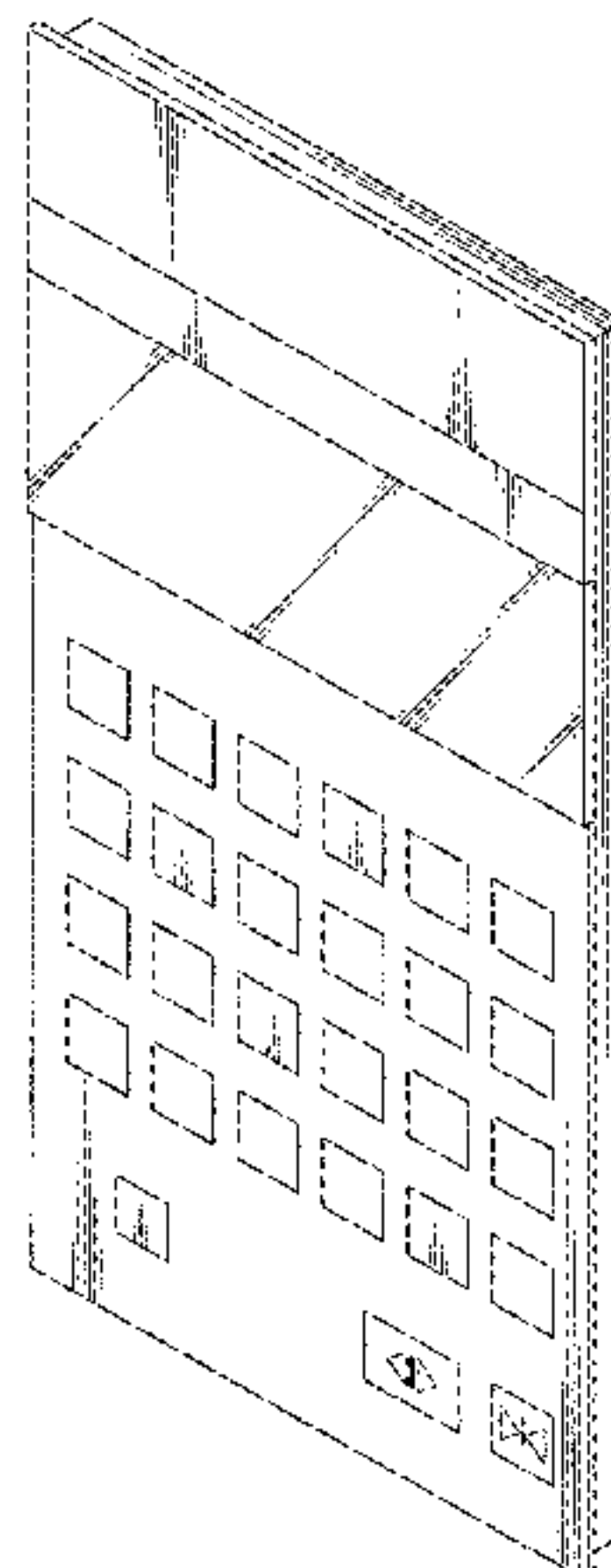
(57) **CLAIM**

The ornamental design for a control panel for elevator, as shown and described.

DESCRIPTION

FIG. 1 is a front, top and right side perspective view of a control panel for elevator, showing our new design;
 FIG. 2 is a front elevational view thereof;
 FIG. 3 is a rear elevational view thereof;
 FIG. 4 is a right side elevational view thereof;
 FIG. 5 is a top plan view thereof;
 FIG. 6 is a bottom plan view thereof;
 FIG. 7 is an enlarged cross-sectional view thereof; taken along line 7-7 of FIG. 2, with the internal system omitted;
 FIG. 8 is a reference view showing in use thereof;
 FIG. 9 is an alternate front elevation view of embodiment one thereof;
 FIG. 10 is another alternate front elevation view of embodiment one thereof;
 FIG. 11 is yet another alternate front elevation view of embodiment one thereof;
 FIG. 12 is a front, top and right side perspective view of a control panel for elevator, showing a second embodiment;
 FIG. 13 is a front elevational view thereof;
 FIG. 14 is a rear elevational view thereof;
 FIG. 15 is a right side elevational view thereof;
 FIG. 16 is a top plan view thereof;
 FIG. 17 is a bottom plan view thereof;
 FIG. 18 is an enlarged cross-sectional view thereof; taken along line 18-18 of FIG. 13 with the internal system omitted;
 FIG. 19 is a reference view showing in use thereof;
 FIG. 20 is an alternate front elevation view of embodiment one thereof;
 FIG. 21 is another alternate front elevation view of embodiment one thereof;
 FIG. 22 is yet another alternate front elevation view of embodiment one thereof; and,
 FIG. 23 is yet another alternate front elevation view of embodiment one thereof.
 The broken lines shown in FIGS. 8 and 19 views are for the purpose of illustrating environmental structure and form no part of the claimed design.

1 Claim, 17 Drawing Sheets



(56)

References Cited

U.S. PATENT DOCUMENTS

D267,870	S *	2/1983	Bevilaqua et al.	D13/164	7,021,428	B2 *	4/2006	Han et al.	187/395
D268,668	S *	4/1983	Bevilaqua et al.	D13/164	7,040,458	B2 *	5/2006	Forsythe et al.	187/396
D283,687	S *	5/1986	Walser	D10/108	D533,894	S *	12/2006	Chan	D18/7
D327,856	S *	7/1992	Loew et al.	D10/106.95	7,284,639	B2 *	10/2007	Sasaki et al.	187/395
D363,247	S *	10/1995	Raymond	D10/108	7,404,470	B2 *	7/2008	Felder et al.	187/395
5,507,366	A *	4/1996	Huang	187/395	7,445,090	B2 *	11/2008	Bodmer et al.	187/391
5,679,934	A *	10/1997	Juntunen et al.	187/395	D589,832	S *	4/2009	Ogura et al.	D10/108
D392,907	S *	3/1998	Buckley, III	D10/108	D596,977	S *	7/2009	Ogura et al.	D10/108
5,821,479	A *	10/1998	Kondo et al.	187/395	D598,396	S *	8/2009	Lee	D13/162
5,969,306	A *	10/1999	Velauthapillai et al.	187/395	D615,896	S *	5/2010	Rusanen et al.	D10/108
6,029,778	A *	2/2000	Lacarte Estallo	187/414	D620,455	S *	7/2010	Teixeira Pinto Dias	D13/164
6,161,654	A *	12/2000	Sirigu et al.	187/391	D620,457	S *	7/2010	Maurer et al.	D13/177
6,321,877	B2 *	11/2001	Yamakawa	187/391	8,096,388	B2 *	1/2012	Nakamura	187/391
6,845,850	B1 *	1/2005	Schneck	187/395	2003/0164267	A1 *	9/2003	Hikita	187/391
6,997,288	B2 *	2/2006	Kakko et al.	187/391	2004/0245052	A1 *	12/2004	Felder	187/395
					2005/0224297	A1 *	10/2005	Felder et al.	187/395
					2006/0054421	A1 *	3/2006	Ikeda	187/395
					2011/0024240	A1 *	2/2011	Rusanen et al.	187/395

* cited by examiner

Fig. 1

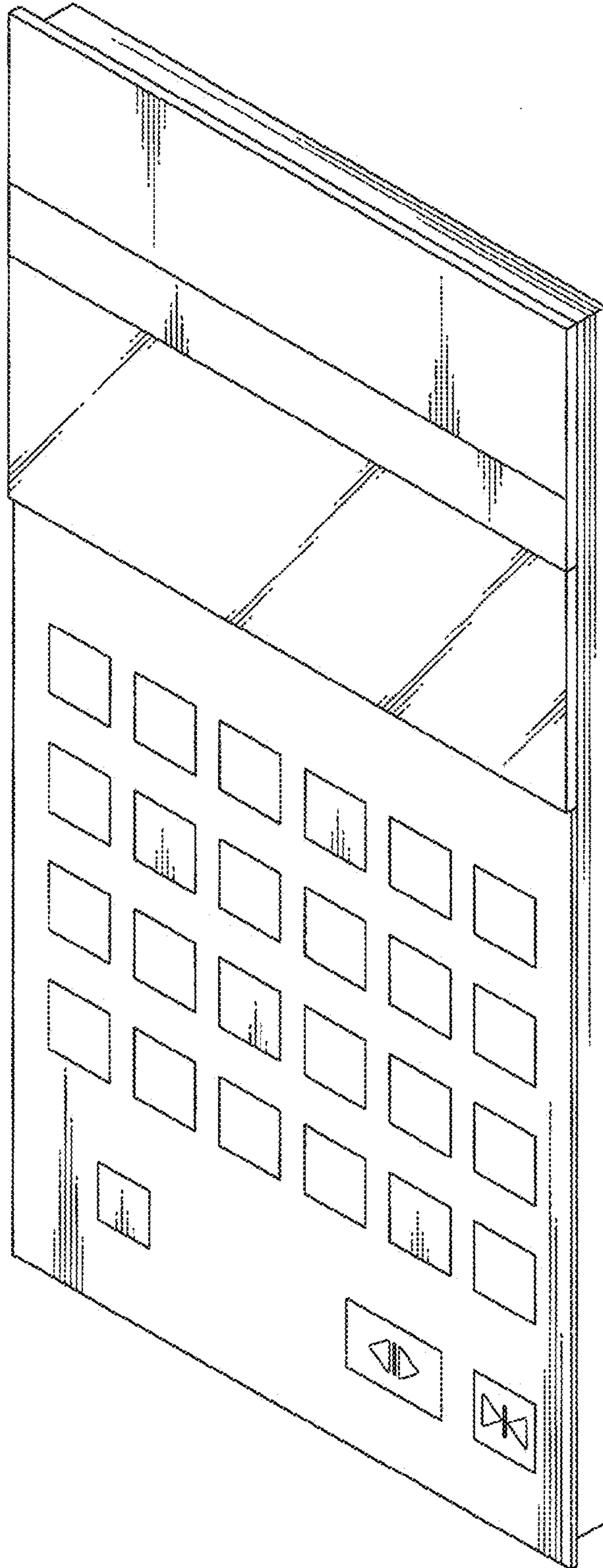


Fig. 2

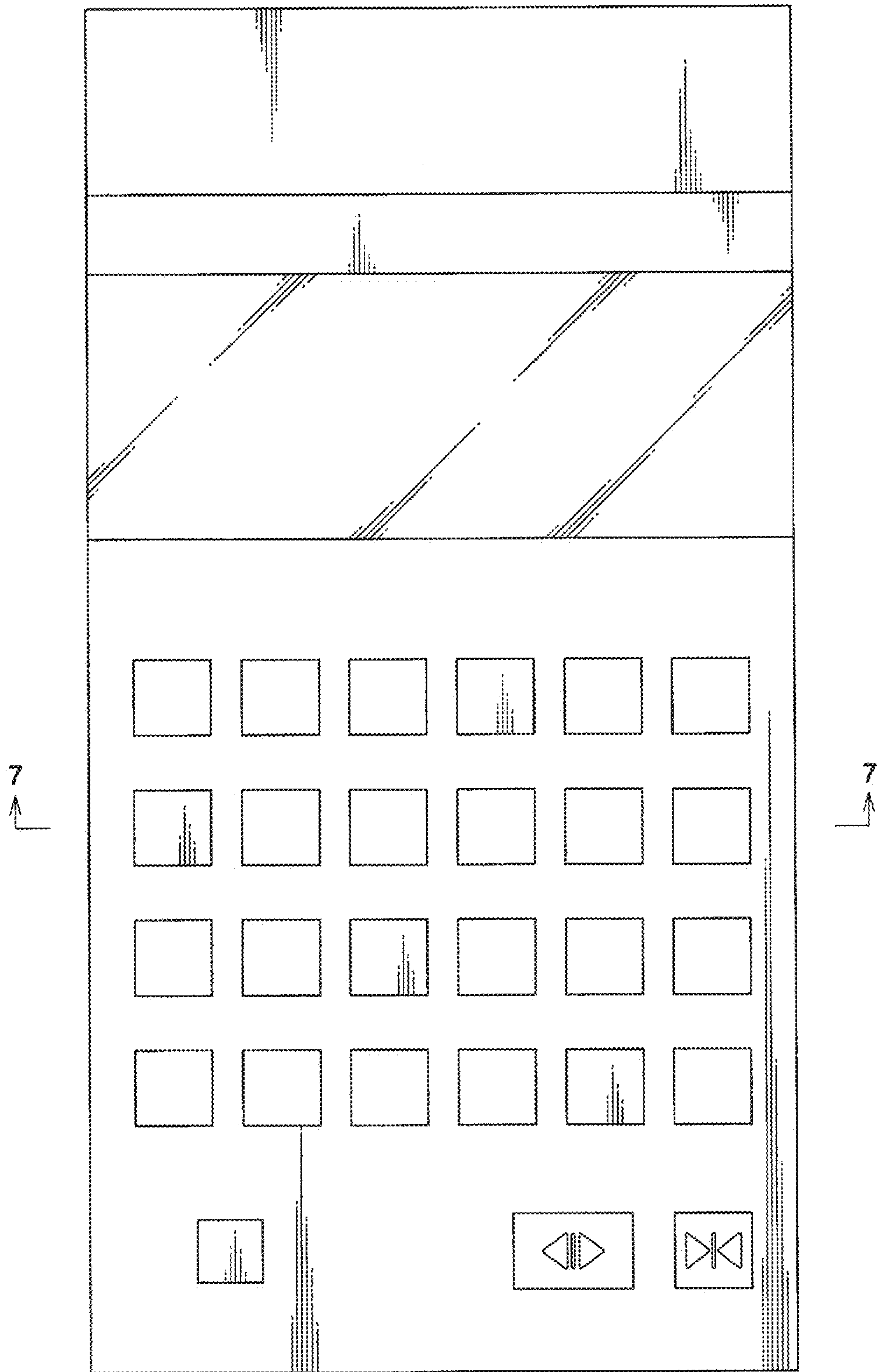


Fig. 3




Fig. 4




Fig. 5



Fig. 6



Fig. 7



Fig. 8

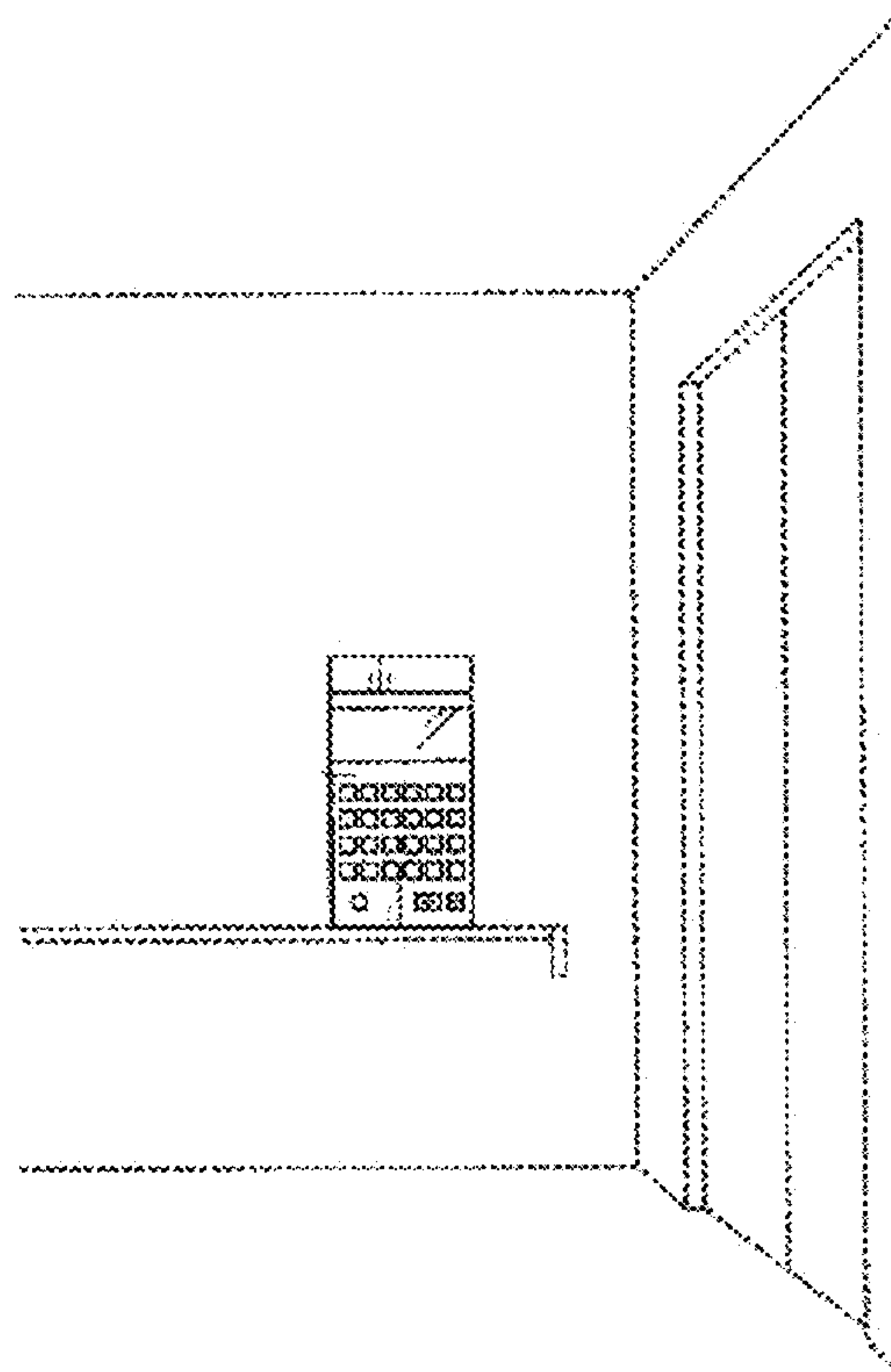


Fig. 9

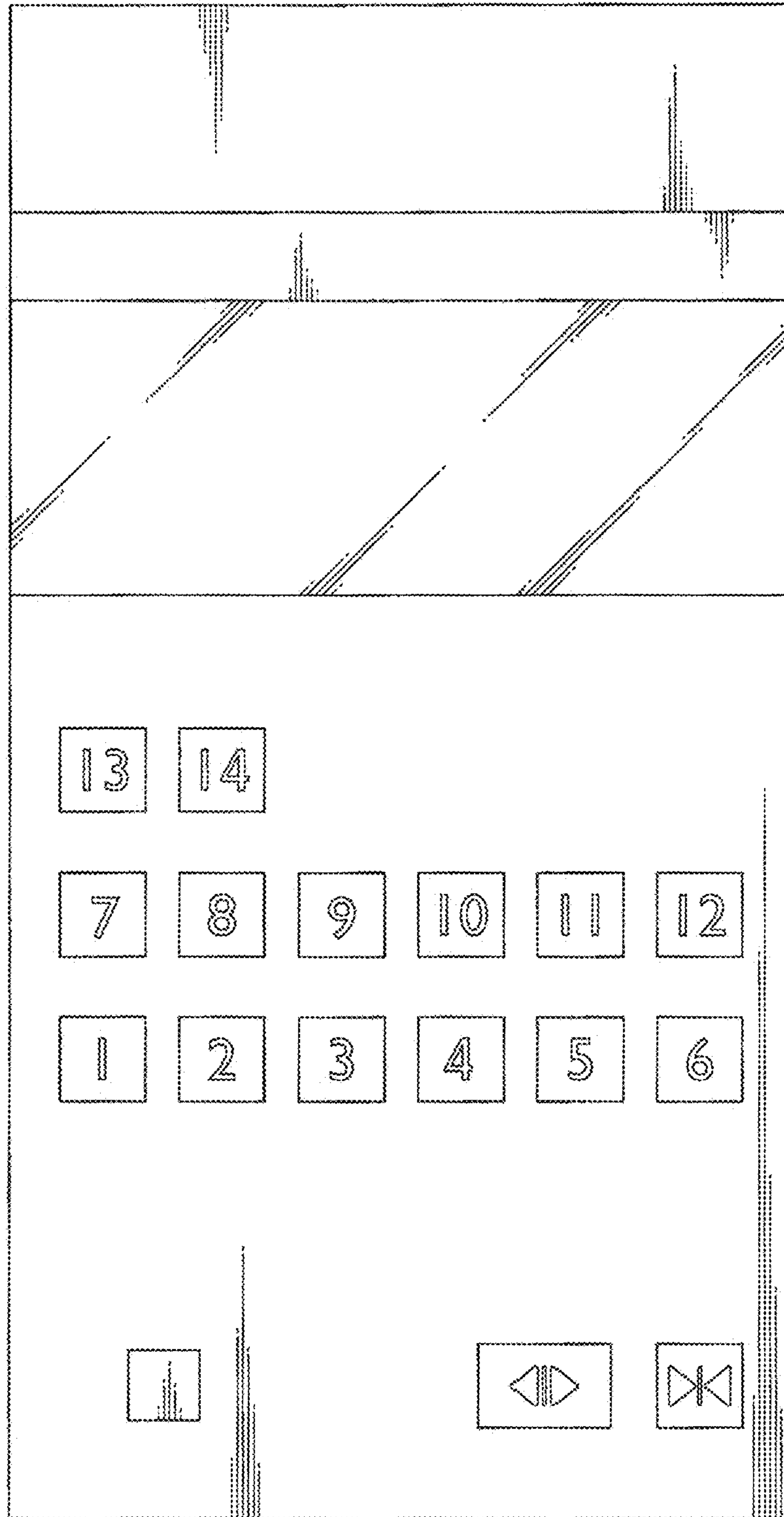


Fig. 10




Fig. 11




Fig. 12

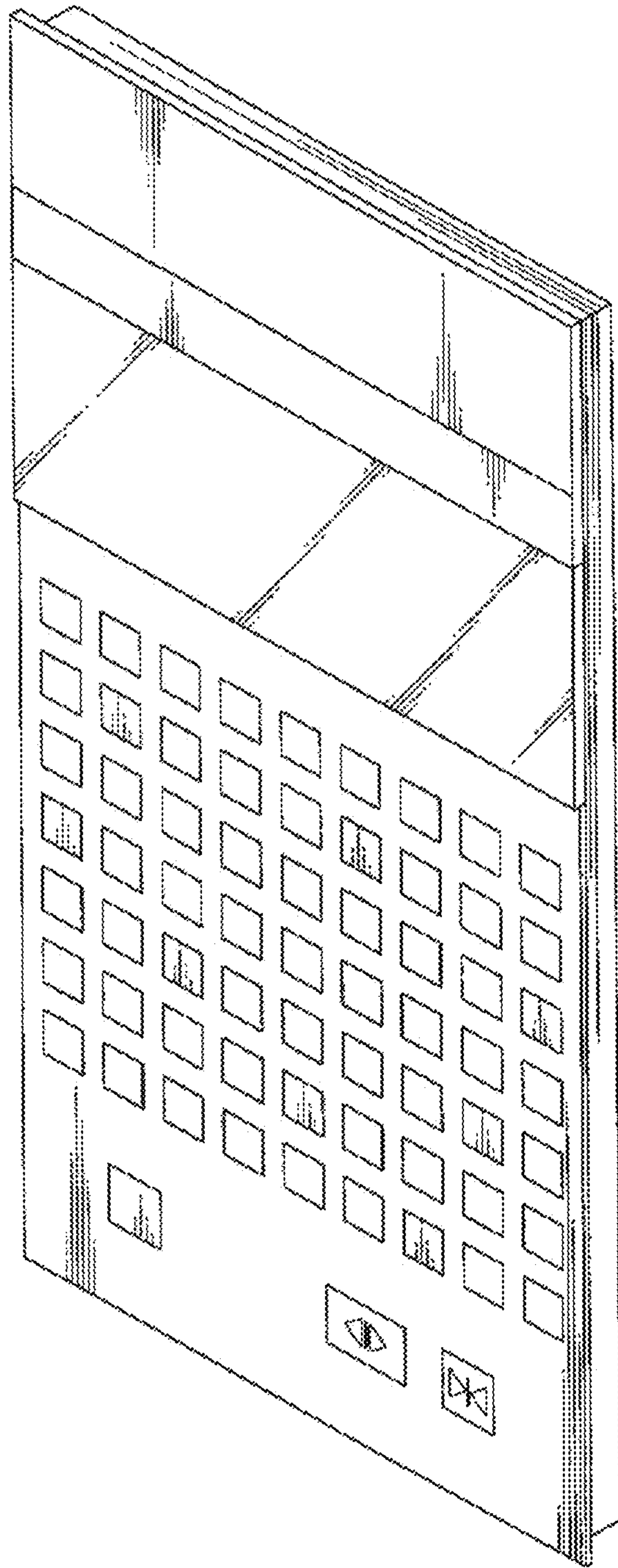


Fig. 13

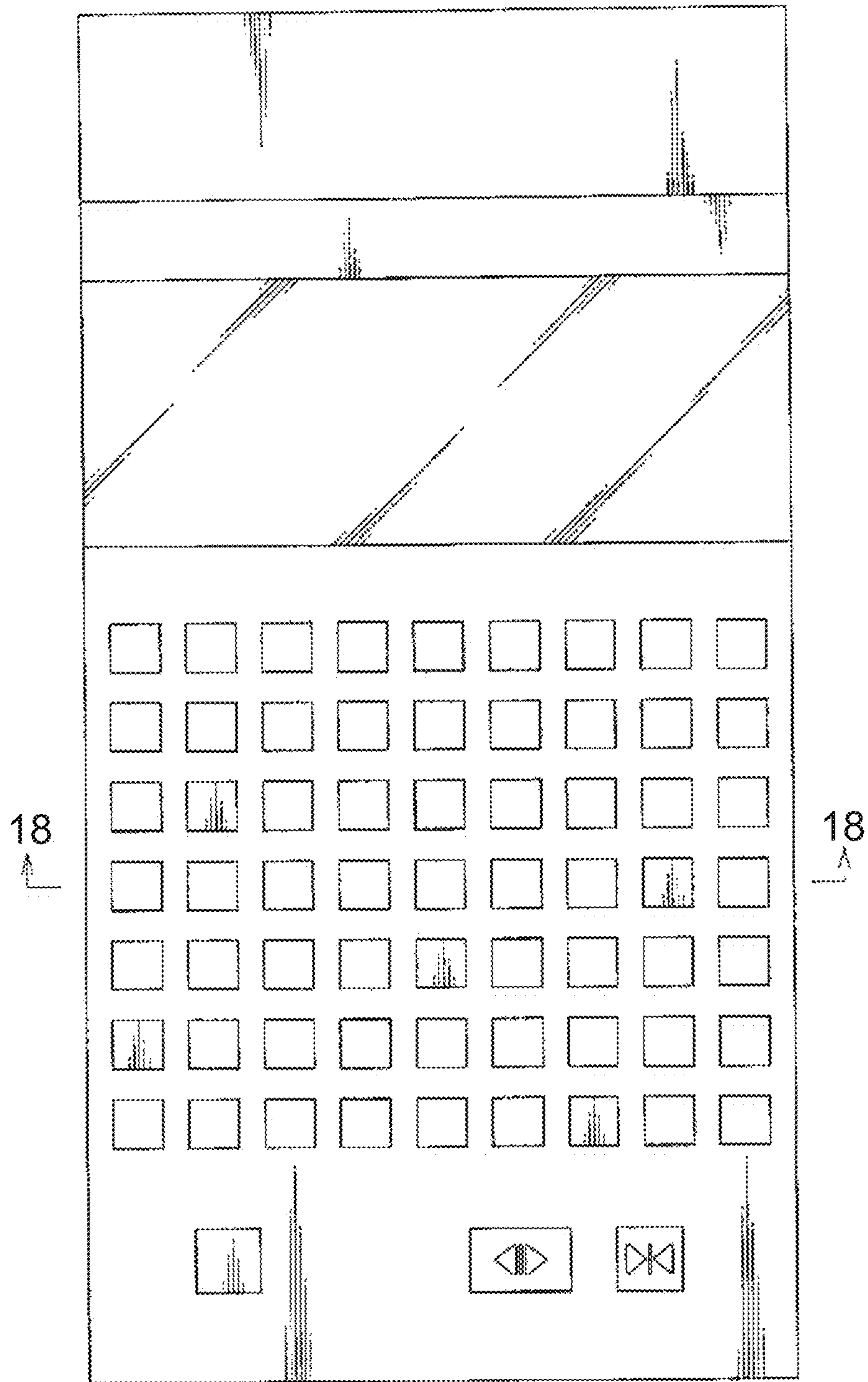


Fig. 14




Fig. 15




Fig. 16




Fig. 17




Fig. 18




Fig. 19

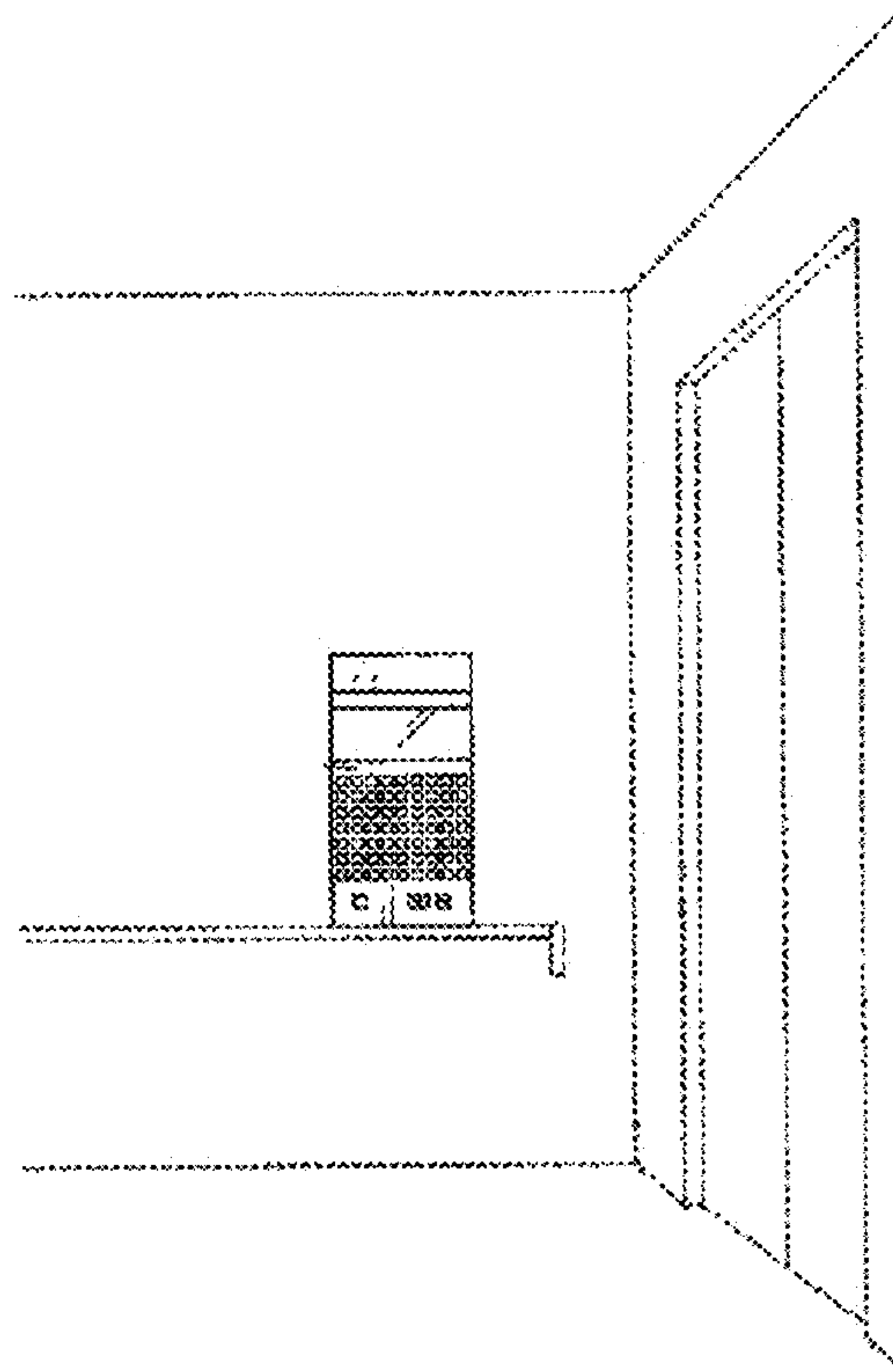


Fig. 20

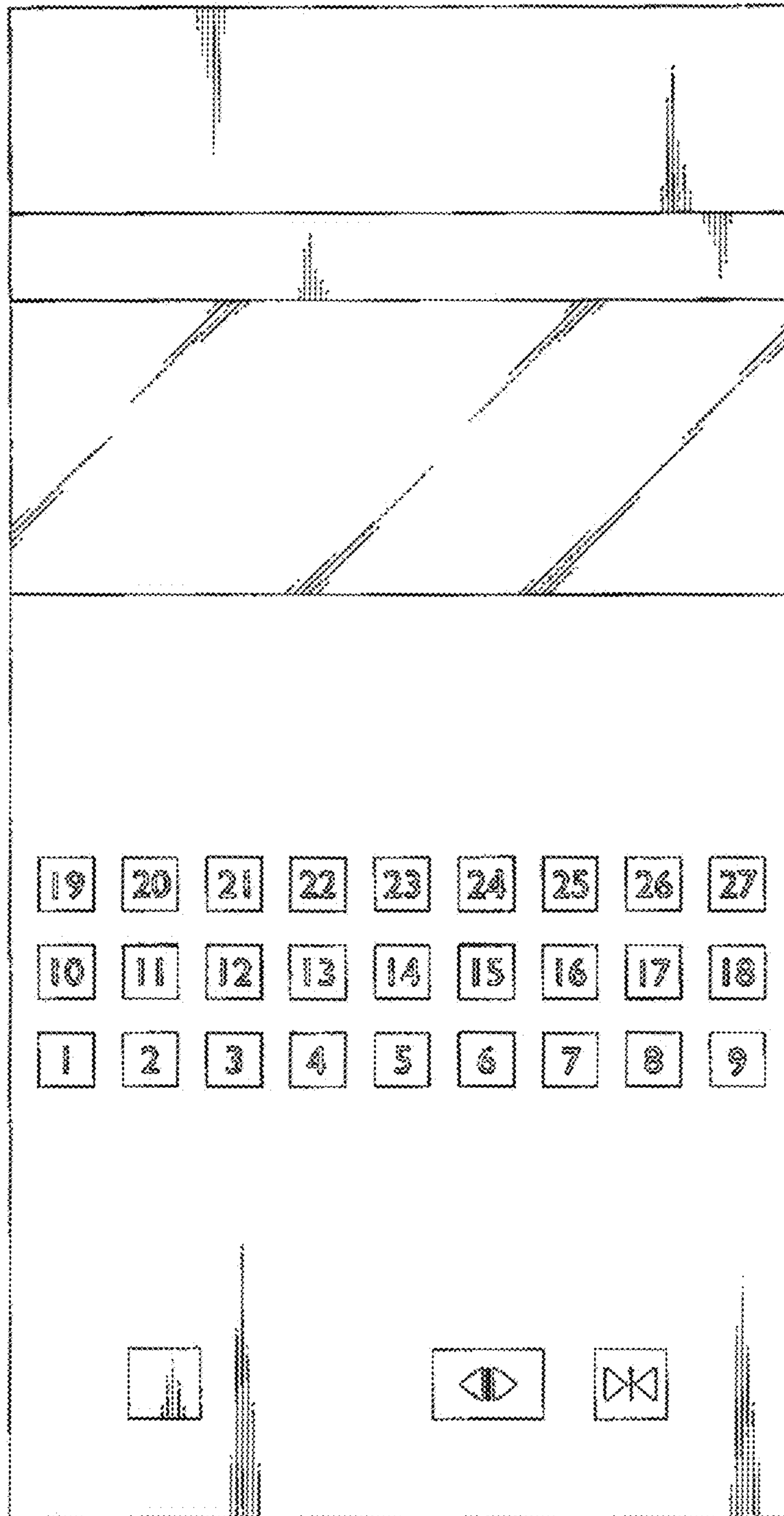


Fig. 21

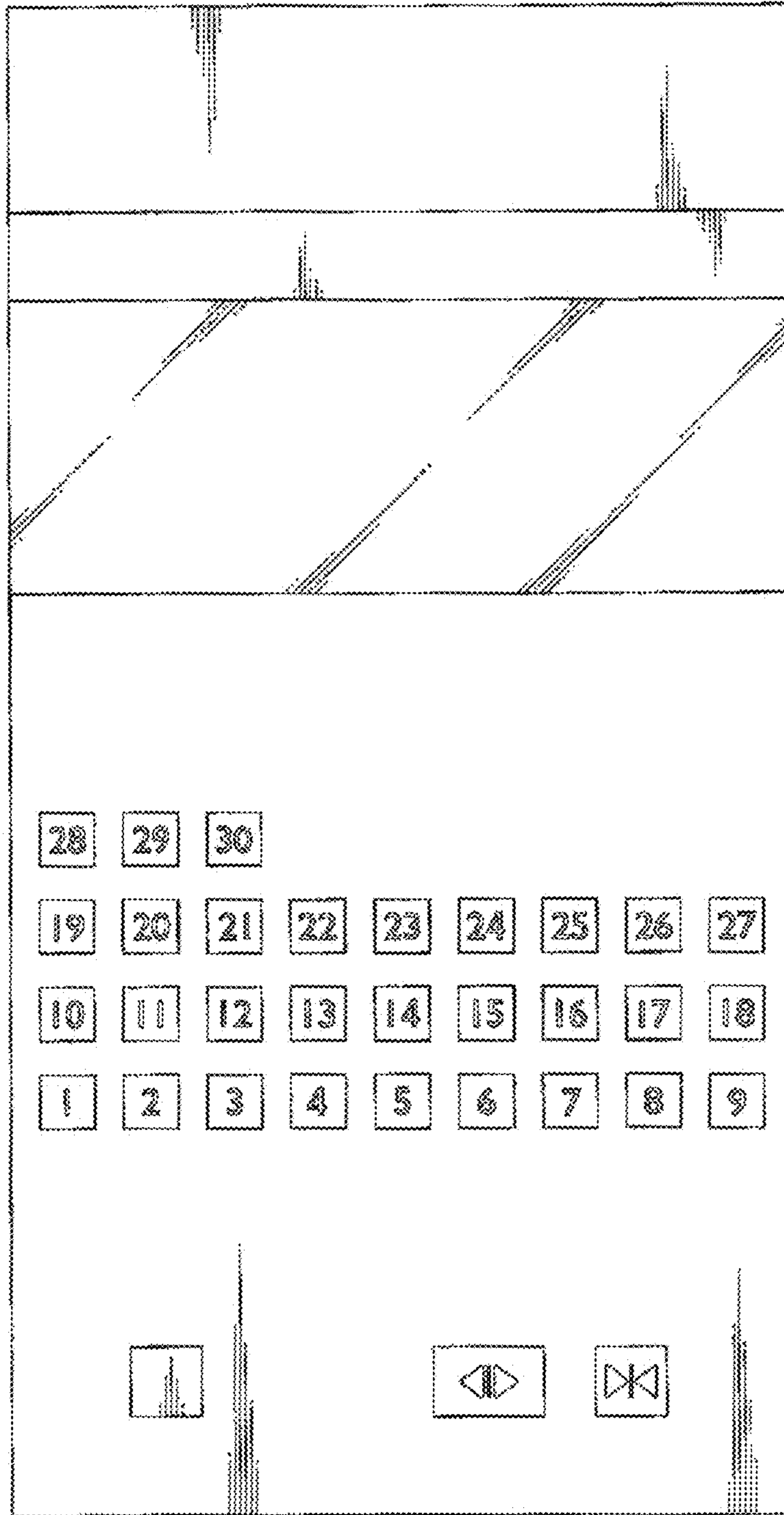


Fig. 22

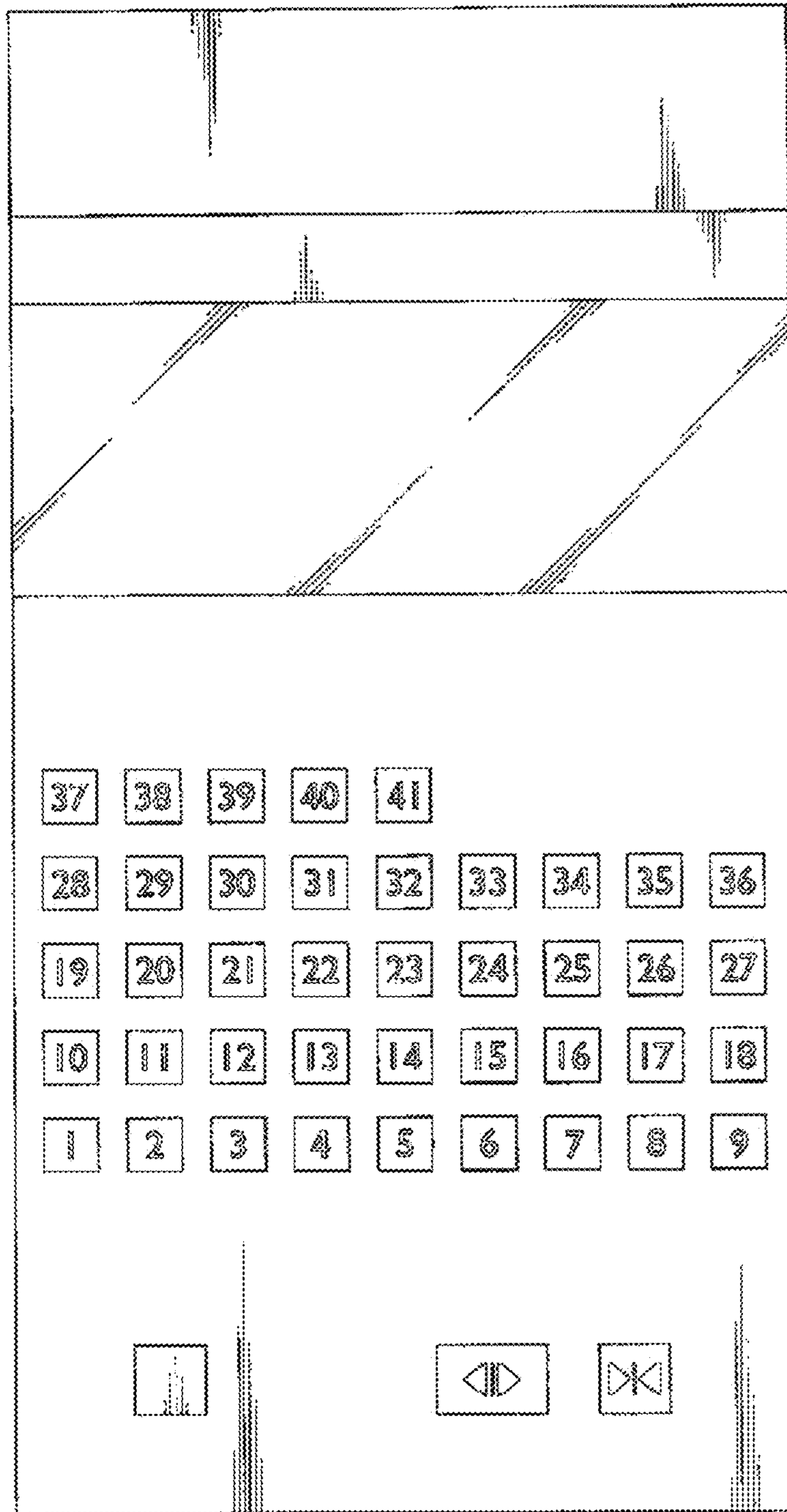


Fig. 23

