



US00D696567S

(12) **United States Design Patent**
Leh et al.

(10) **Patent No.:** **US D696,567 S**
(45) **Date of Patent:** **** Dec. 31, 2013**

(54) **KNIFE**
(71) Applicant: **Fiskars Brands, Inc.**, Madison, WI (US)
(72) Inventors: **Nolan Leh**, Portland, OR (US); **Peter Schuft**, Portland, OR (US); **Frank Rossi**, Hillsboro, OR (US)

6,915,577 B2 7/2005 Scala
D519,798 S 5/2006 Dallas
7,093,367 B1 * 8/2006 Huang 30/519
D553,468 S 10/2007 Freeman
7,302,760 B2 12/2007 Lake
D581,241 S 11/2008 Freeman
D582,243 S 12/2008 Freeman et al.

(Continued)

(73) Assignee: **Fiskars Brands, Inc.**, Madison, WI (US)

OTHER PUBLICATIONS

(**) Term: **14 Years**

U.S. Appl. No. 10/366,647, filed Feb. 13, 2003, Freeman, Jeff.

(Continued)

(21) Appl. No.: **29/448,462**

(22) Filed: **Mar. 12, 2013**

Primary Examiner — Philip S Hyder

Assistant Examiner — Roselynn Cody

(51) **LOC (9) Cl.** **08-03**

(74) *Attorney, Agent, or Firm* — Foley & Lardner LLP

(52) **U.S. Cl.**

USPC **D8/99**

(58) **Field of Classification Search**

USPC D8/7, 12, 19, 20, 95, 97-100, 105, 107;
D22/118; D7/649, 650, 652; 7/118;
30/155, 158-161, 346, 351-352,
30/355-357

See application file for complete search history.

(57) **CLAIM**

We claim the ornamental design for a knife, as shown and described.

DESCRIPTION

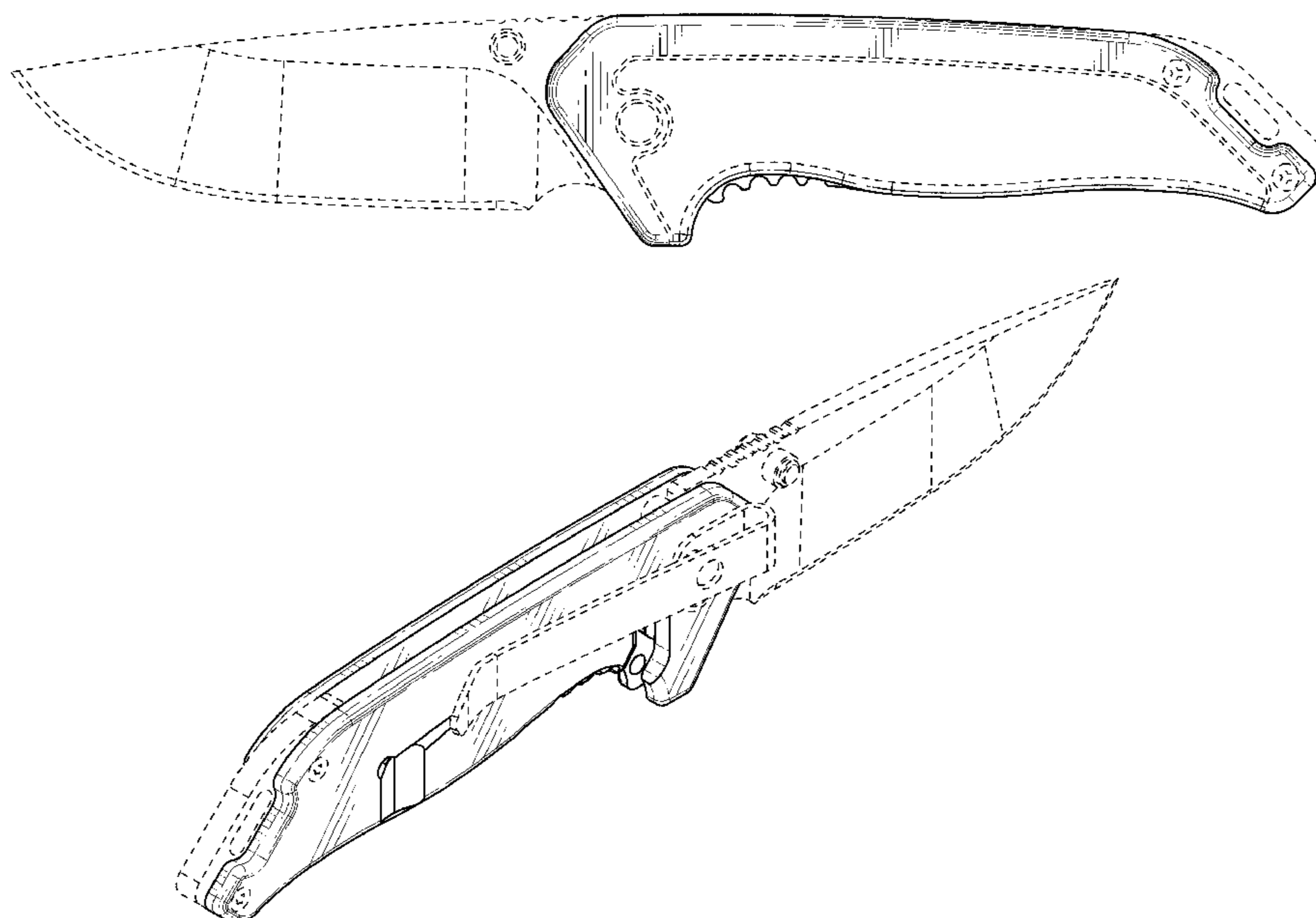
FIG. 1 is a front top perspective view of the claimed design according to one embodiment;
FIG. 2 is a front view of the claimed design of FIG. 1;
FIG. 3 is a rear view of the claimed design of FIG. 1;
FIG. 4 is a left side view of the claimed design of FIG. 1;
FIG. 5 is a right side view of the claimed design of FIG. 1;
FIG. 6 is a top view of the claimed design of FIG. 1;
FIG. 7 is a bottom view of the claimed design of FIG. 1;
FIG. 8 is a rear top perspective view of the claimed design of FIG. 1; and,
FIG. 9 is a front view of the claimed design of FIG. 1 with the blade in an alternative position.
The broken lines in the drawings illustrate features of the knife that form no part of the claim.

(56) **References Cited**

U.S. PATENT DOCUMENTS

D240,500 S * 7/1976 Richards D8/99
4,825,552 A 5/1989 Bendickson et al.
D366,408 S 1/1996 Sessions et al.
5,511,310 A 4/1996 Sessions et al.
5,596,808 A 1/1997 Lake et al.
D383,370 S 9/1997 Chen et al.
D410,189 S 5/1999 Wehrs et al.
D413,503 S 9/1999 Dugdale
D431,993 S * 10/2000 Panfili et al. D8/107
6,354,007 B1 3/2002 Scarla
6,688,003 B2 2/2004 Scarla
D494,437 S 8/2004 Scarla

1 Claim, 4 Drawing Sheets



(56)

References Cited

U.S. PATENT DOCUMENTS

D582,747 S 12/2008 Freeman et al.
D610,646 S 2/2010 Harsey et al.
D614,933 S 5/2010 Freeman et al.
7,748,122 B2* 7/2010 Duey 30/159
D636,051 S 4/2011 Freeman et al.
D636,052 S 4/2011 Freeman et al.
D636,053 S 4/2011 Freeman et al.
D638,904 S 5/2011 Freeman et al.
D639,632 S 6/2011 Freeman et al.
D661,367 S 6/2012 Seeds et al.
2002/0066187 A1 6/2002 Jennings
2004/0158991 A1 8/2004 Freeman
2005/0055833 A1 3/2005 Scarla

2005/0252010 A1 11/2005 Freeman
2006/0064877 A1 3/2006 Vallotton et al.
2006/0080840 A1 4/2006 Freeman
2011/0010947 A1 1/2011 Freeman
2011/0099817 A1* 5/2011 Duey 30/159
2012/0304470 A1 12/2012 Freeman

OTHER PUBLICATIONS

U.S. Appl. No. 10/605,934, filed Nov. 6, 2003, Scarla, Robert E.
U.S. Appl. No. 29/391,770, filed May 12, 2011, Seeds et al.
U.S. Appl. No. 29/428,036, filed Jul. 25, 2012, Freeman et al.
U.S. Appl. No. 29/428,262, filed Jul. 27, 2012, Cagampang, Juan.
U.S. Appl. No. 29/431,026, filed Aug. 31, 2012, Seeds, Darrin.
U.S. Appl. No. 29/432,846, filed Sep. 21, 2012, Kyle et al.

* cited by examiner

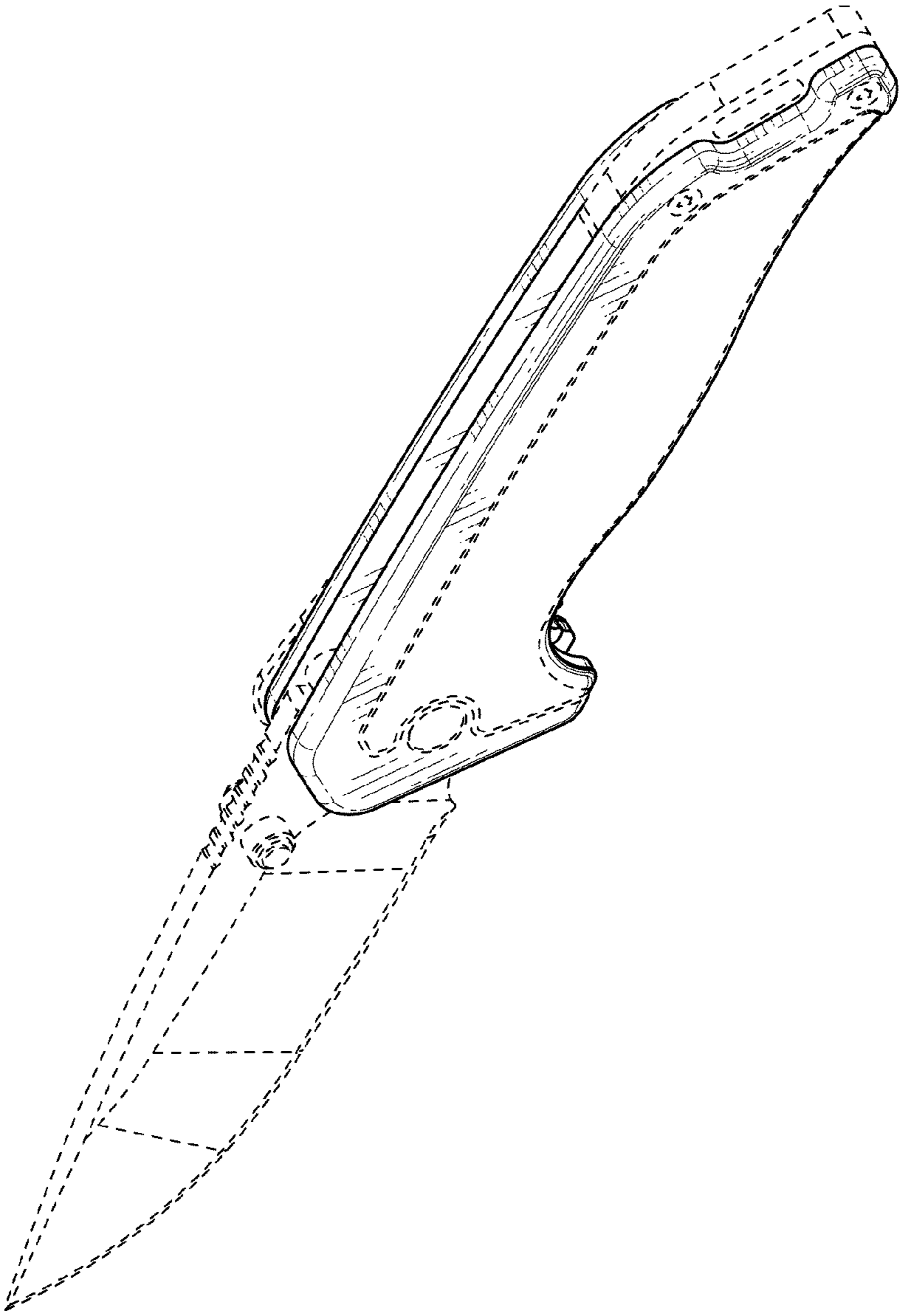


FIG. 1

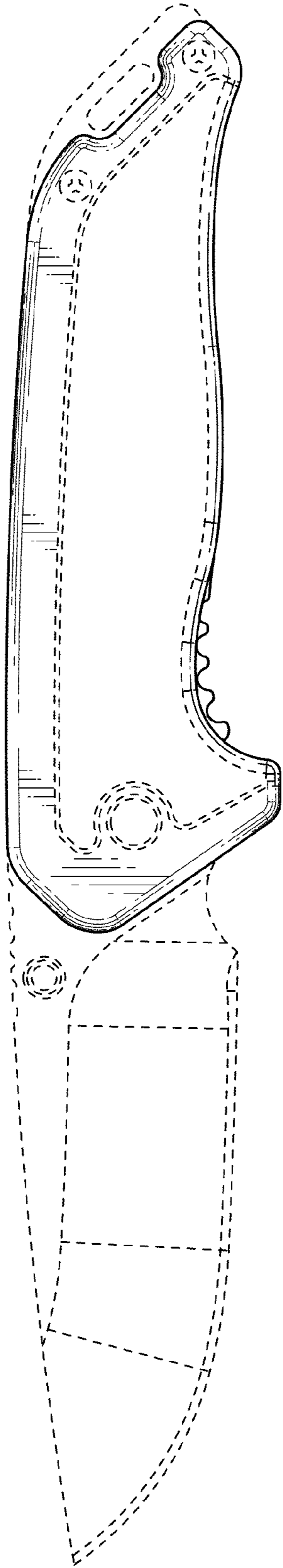


FIG. 2

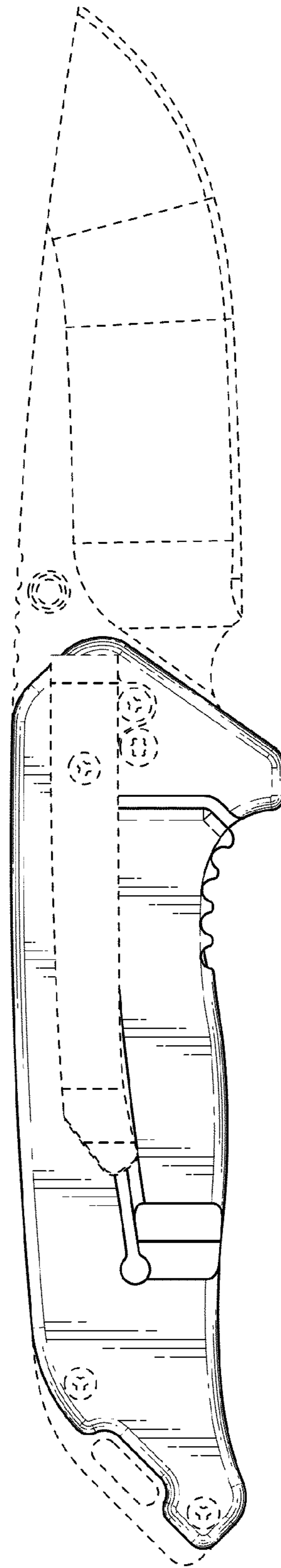


FIG. 3

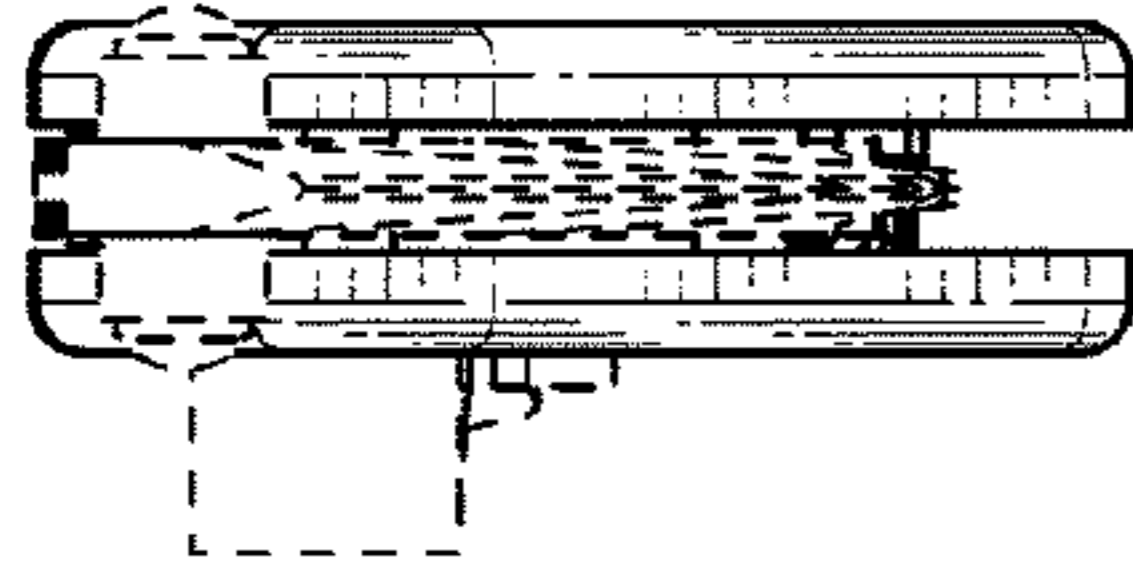


FIG. 4

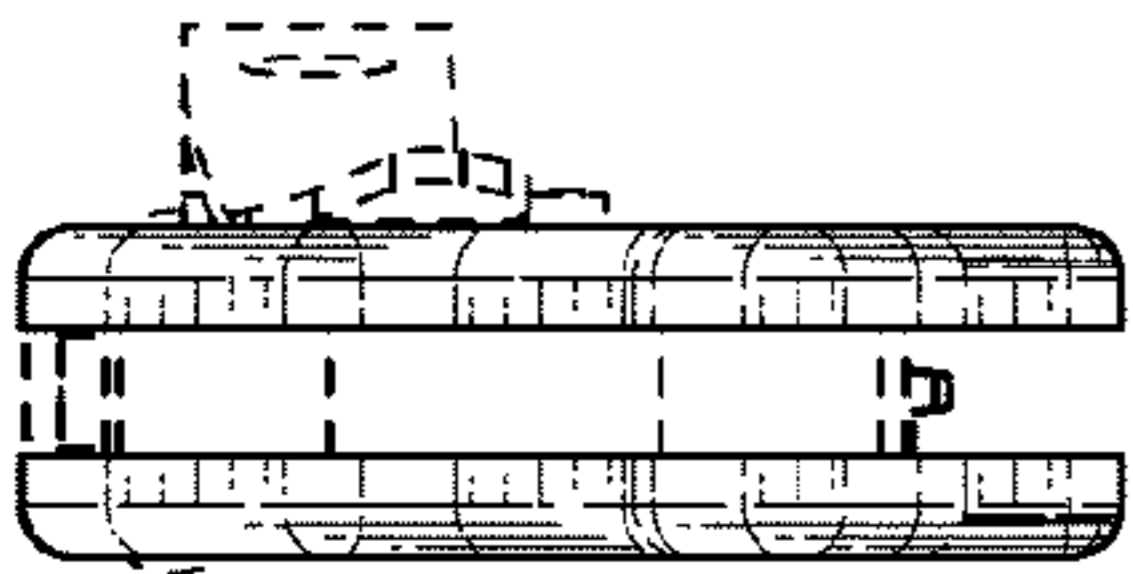


FIG. 5

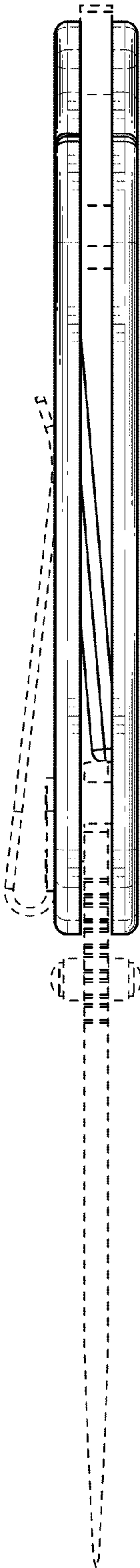


FIG. 6

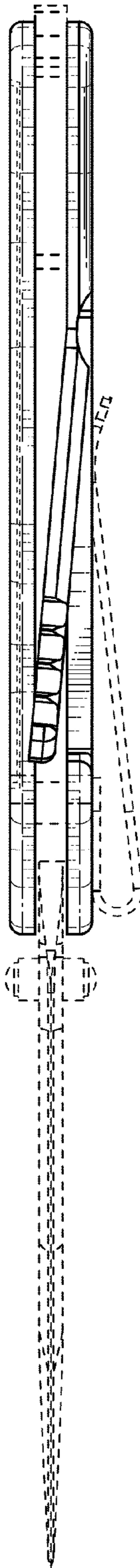


FIG. 7

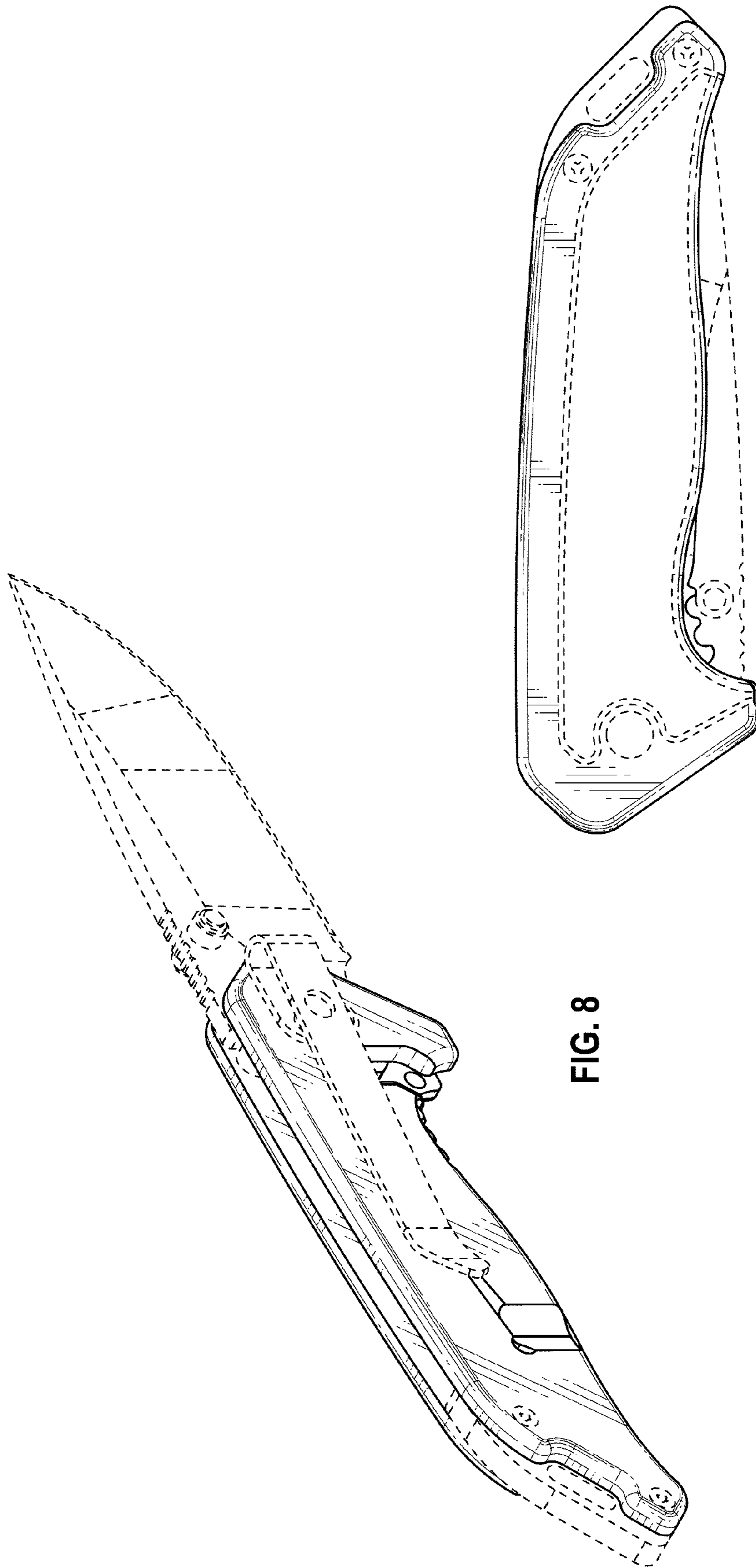


FIG. 8

FIG. 9