



US00D696565S

(12) **United States Design Patent**
Huang

(10) **Patent No.:** **US D696,565 S**

(45) **Date of Patent:** **** *Dec. 31, 2013**

(54) **OIL FILTER WRENCH PLIERS**

(56) **References Cited**

(71) Applicant: **Sing Fu Jin Precision Industrial Co., Ltd.**, Nantou (TW)

(72) Inventor: **Wen-Ho Huang**, Nantou (TW)

(73) Assignee: **Sing Fu Jin Precision Industrial Co., Ltd.**, Nantou (TW)

(*) Notice: This patent is subject to a terminal disclaimer.

(**) Term: **14 Years**

(21) Appl. No.: **29/439,292**

(22) Filed: **Jan. 10, 2013**

(51) **LOC (9) Cl.** **08-05**

(52) **U.S. Cl.**
USPC **D8/22**

(58) **Field of Classification Search**
USPC D8/4, 21, 22, 23, 51-56; 81/415, 416, 81/417, 424.5, 427.5, 176.15, 176.2, 64, 81/176.3, 68-70, 355, 360, 165; 7/127; 30/193, 252, 254

See application file for complete search history.

U.S. PATENT DOCUMENTS

| | | | | |
|-----------|------|---------|------------------|----------|
| 5,595,094 | A * | 1/1997 | Negus | 81/3.44 |
| 5,995,094 | A * | 11/1999 | Eggen et al. | 715/202 |
| 6,053,362 | A * | 4/2000 | Lin | 222/80 |
| 6,065,376 | A * | 5/2000 | Khachatoorian | 81/407 |
| 6,212,979 | B1 * | 4/2001 | Wang | 81/427.5 |
| D459,040 | S * | 6/2002 | Oh | D32/21 |
| D492,555 | S * | 7/2004 | Tatom | D8/21 |
| 7,077,177 | B2 * | 7/2006 | Awad | 141/330 |
| 7,086,312 | B1 * | 8/2006 | Tortolani | 81/355 |
| D532,266 | S * | 11/2006 | Archuleta et al. | D8/52 |
| 7,313,989 | B1 * | 1/2008 | Tortolani, Jr. | 81/355 |
| 7,406,898 | B1 * | 8/2008 | Hall, Jr. | 81/411 |
| 7,455,000 | B2 * | 11/2008 | Lucke et al. | 81/412 |

* cited by examiner

Primary Examiner — Randall Gholson

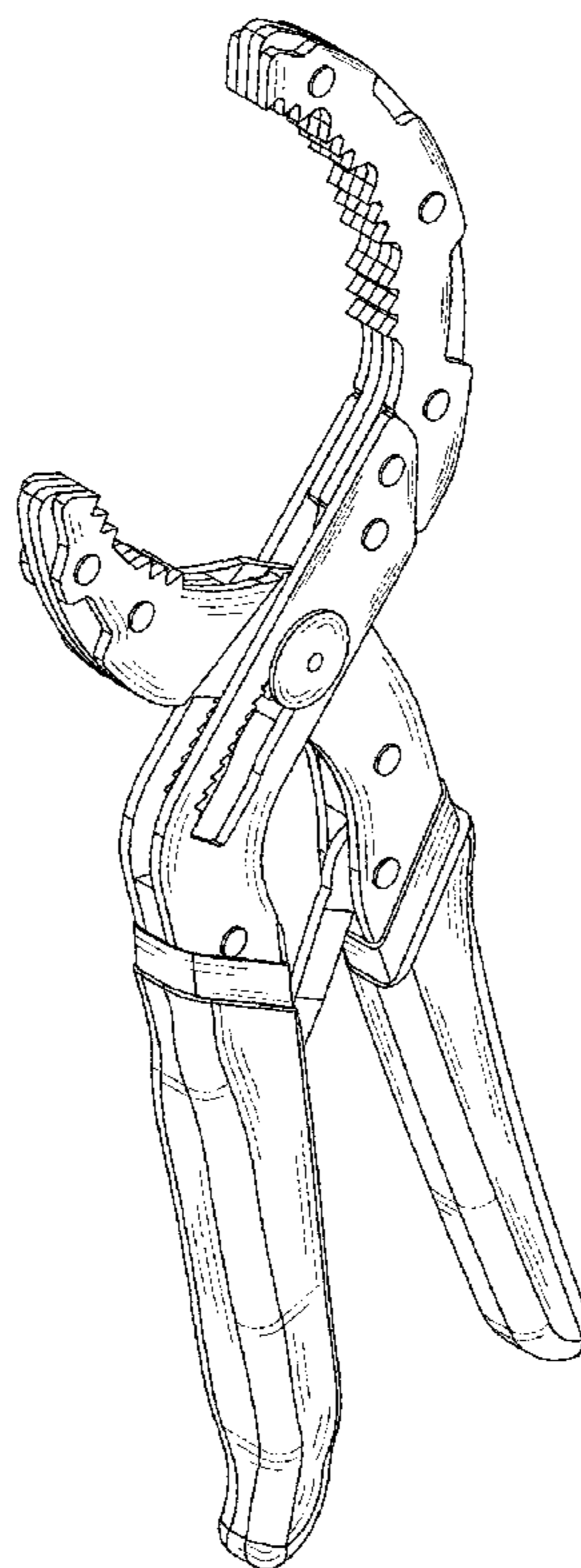
(57) **CLAIM**

The ornamental design for oil filter wrench pliers, as shown and described.

DESCRIPTION

FIG. 1 is a perspective view of oil filter wrench pliers showing my new design;
FIG. 2 is a front side view thereof;
FIG. 3 is a back side view thereof;
FIG. 4 is a left side view thereof;
FIG. 5 is a right side view thereof;
FIG. 6 is a top plan view thereof; and,
FIG. 7 is a bottom plan view thereof.

1 Claim, 5 Drawing Sheets



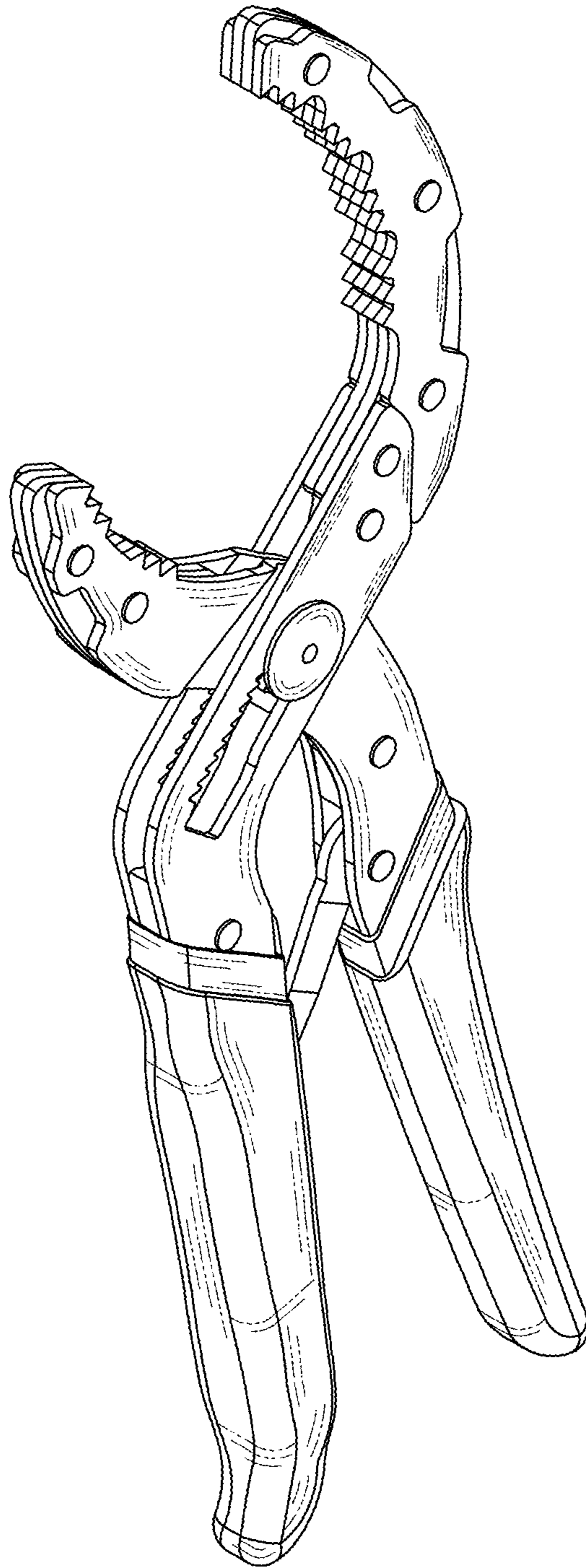


FIG. 1

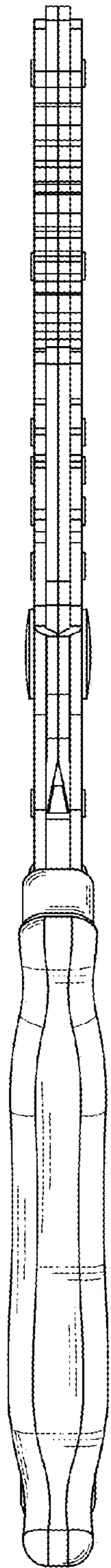


FIG. 2

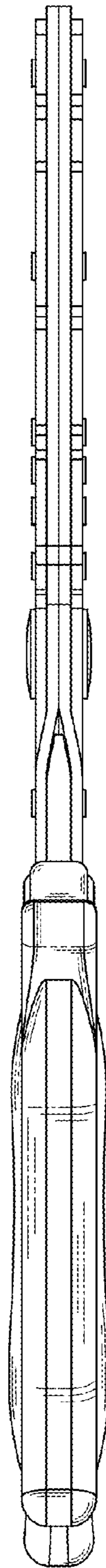


FIG. 3

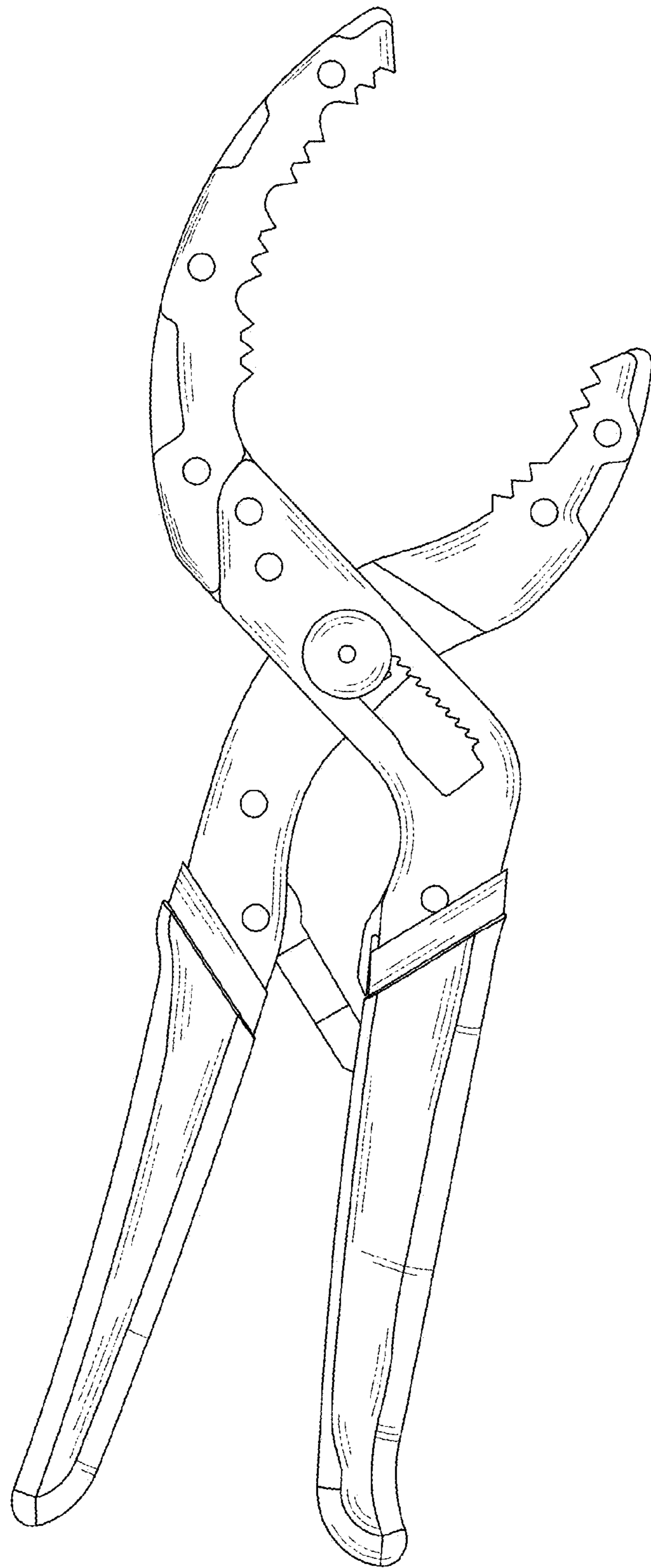


FIG. 4

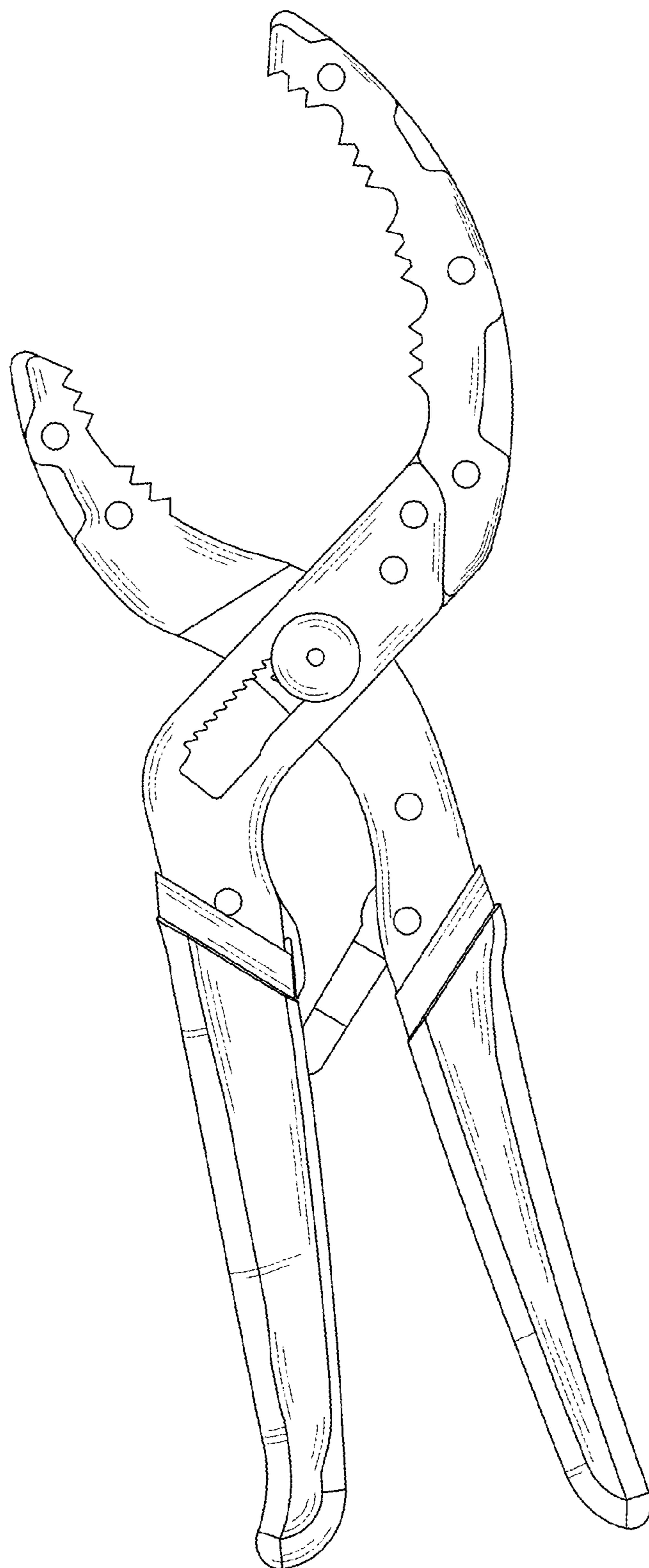


FIG. 5

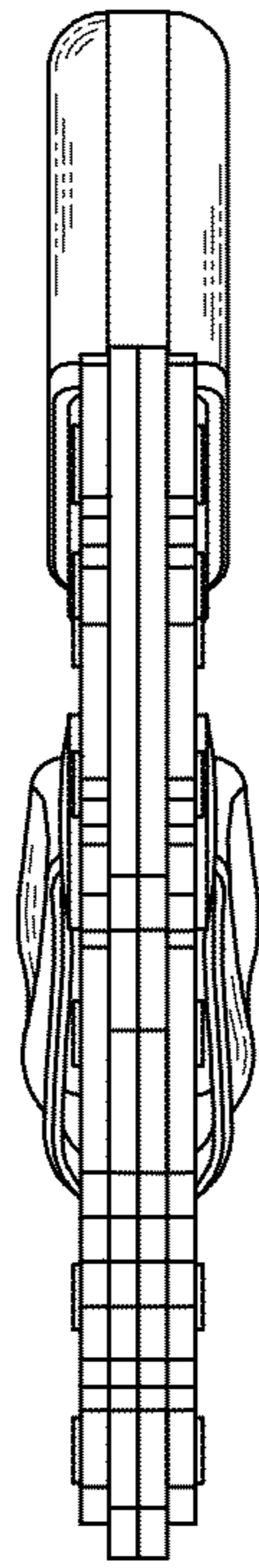


FIG. 6

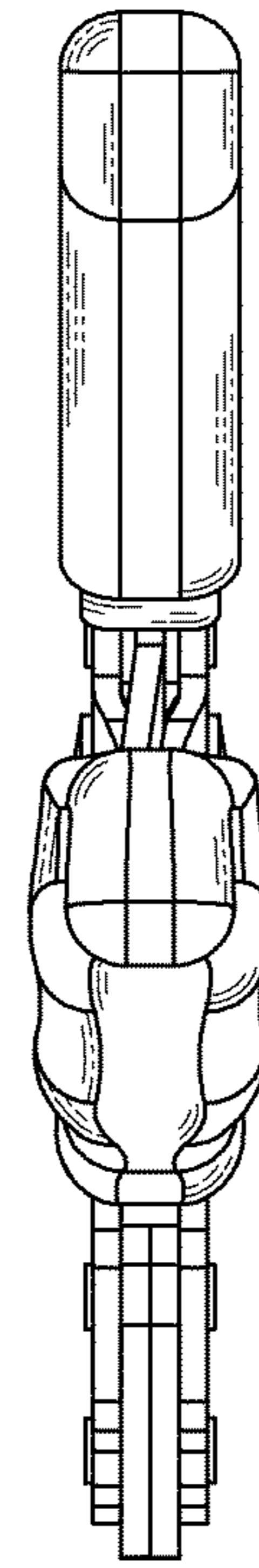


FIG. 7