



US00D696556S

(12) **United States Design Patent**
Pattison et al.

(10) **Patent No.:** **US D696,556 S**

(45) **Date of Patent:** **** Dec. 31, 2013**

(54) **CASSEROLE CARRIER**

(76) Inventors: **Mary E. Pattison**, Galesburg, IL (US);
Wade A. McNaught, III, Galesburg, IL (US)

(**) Term: **14 Years**

(21) Appl. No.: **29/432,270**

(22) Filed: **Sep. 14, 2012**

(51) **LOC (9) Cl.** **07-01**

(52) **U.S. Cl.**
USPC **D7/601**

(58) **Field of Classification Search**
USPC D7/601, 669, 368, 387, 607; 220/903,
220/495.03; 383/15, 110, 16, 13, 99, 121.1,
383/2, 6, 98; D3/232-246; D29/119;
62/560, 372; 150/154, 103, 105
See application file for complete search history.

(56) **References Cited**

U.S. PATENT DOCUMENTS

3,262,283	A *	7/1966	Taylor	62/372
3,683,987	A *	8/1972	Robertson	383/99
3,847,194	A *	11/1974	Corigliano	150/103
D262,177	S *	12/1981	Swan	D7/607
D267,427	S *	12/1982	Christensen et al.	D24/189
4,802,233	A *	1/1989	Skamser	383/15
4,806,736	A *	2/1989	Schirico	219/386
4,881,684	A *	11/1989	Chinman	190/115

4,989,846	A	2/1991	Quinn	
D321,306	S *	11/1991	Behar D7/607
5,800,061	A	9/1998	Volles	
5,842,596	A	12/1998	Renfroe	
D449,441	S *	10/2001	Jackson et al. D3/276
D522,811	S *	6/2006	Martinez et al. D7/607
7,103,944	B2 *	9/2006	Johnson 24/300
7,153,025	B1 *	12/2006	Jackson et al. 383/2
D583,629	S *	12/2008	Sgrillo D7/607
D668,916	S *	10/2012	Mullen D7/607
2007/0053618	A1 *	3/2007	Schoening 383/110

* cited by examiner

Primary Examiner — Terry Wallace

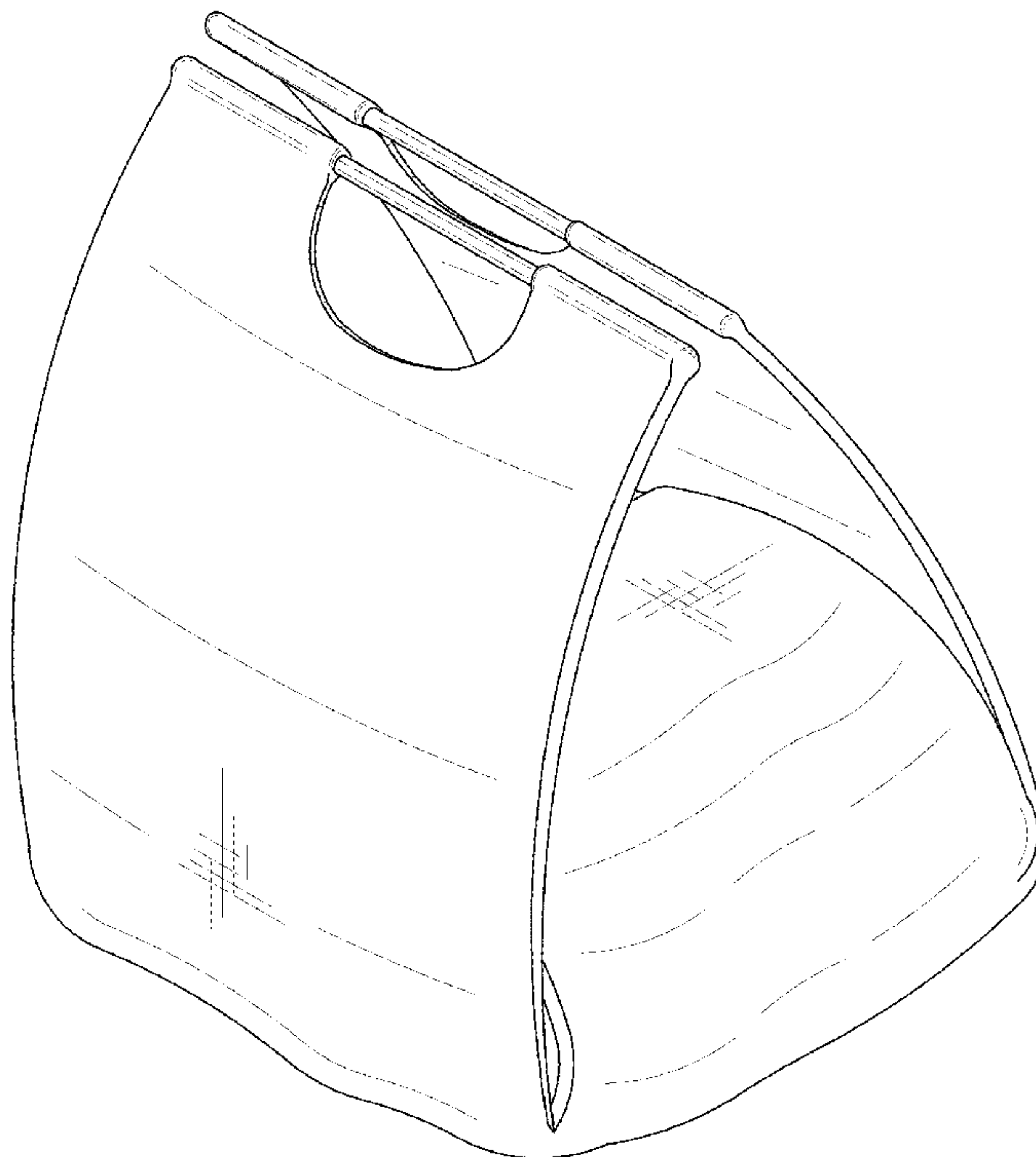
(57) **CLAIM**

The ornamental design for a casserole carrier, as shown and described.

DESCRIPTION

FIG. 1 is a top plan view of a casserole carrier showing our new design;
 FIG. 2 is a bottom plan view thereof;
 FIG. 3 is a right side elevation view thereof;
 FIG. 4 is a left side elevation view thereof;
 FIG. 5 is a front elevation view thereof, the opposite side being a mirror image of the shown;
 FIG. 6 is an isometric view thereof; and,
 FIG. 7 is an in-use isometric view thereof.
 The broken lines are for illustrative purposes only and form no part of the claimed design.

1 Claim, 5 Drawing Sheets



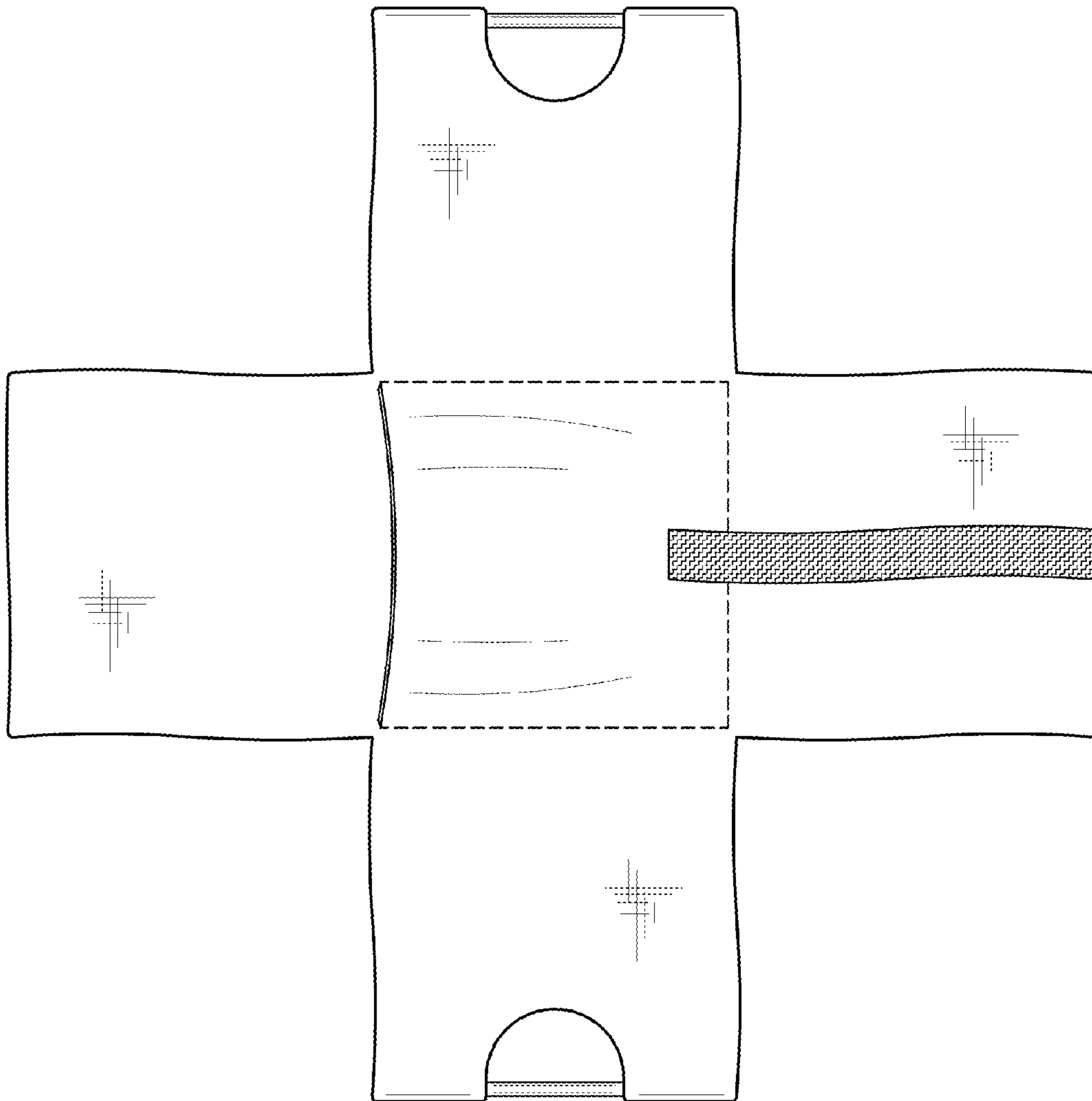


FIG. 1

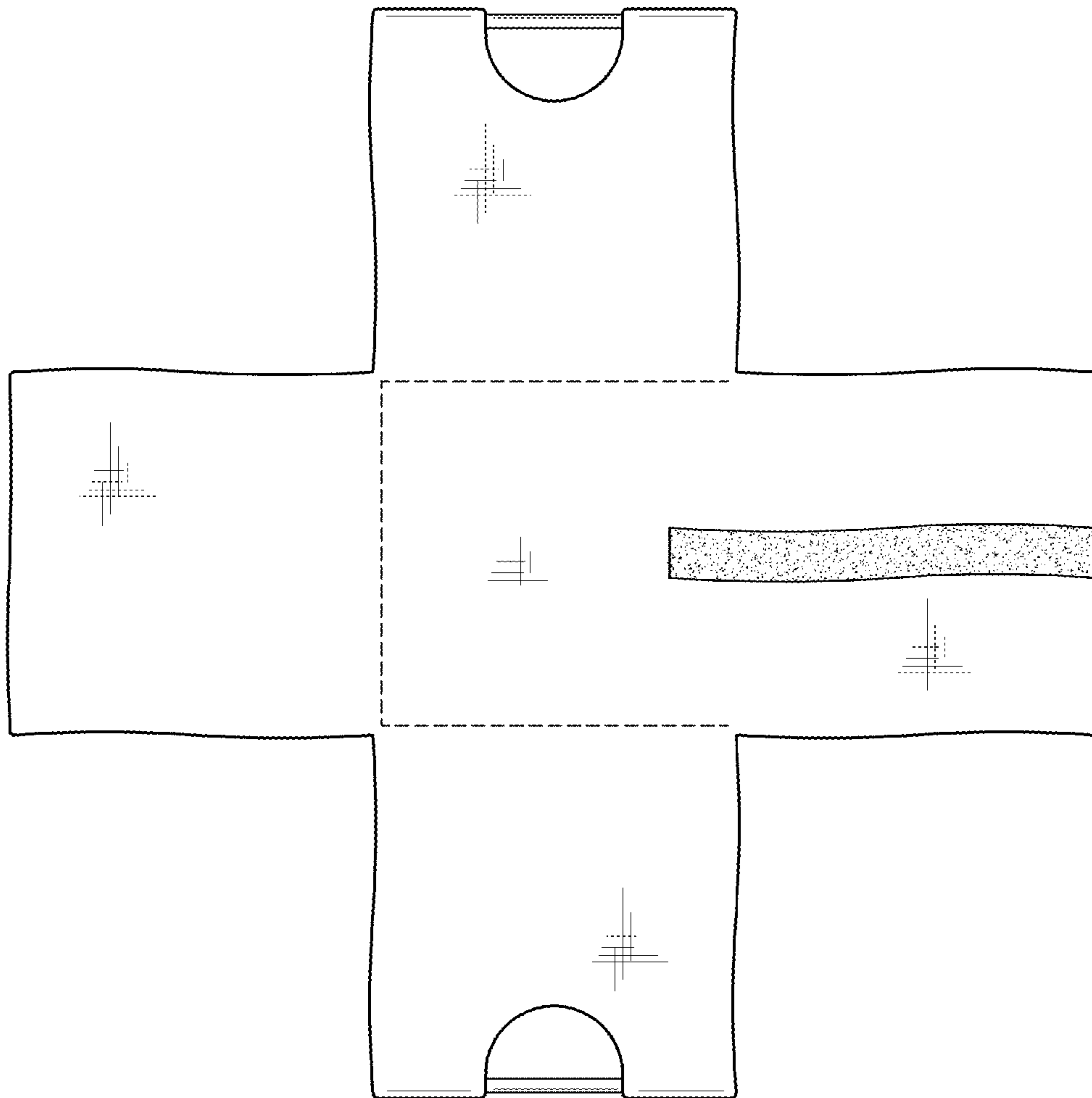


FIG. 2



FIG. 3




FIG. 4




FIG. 5

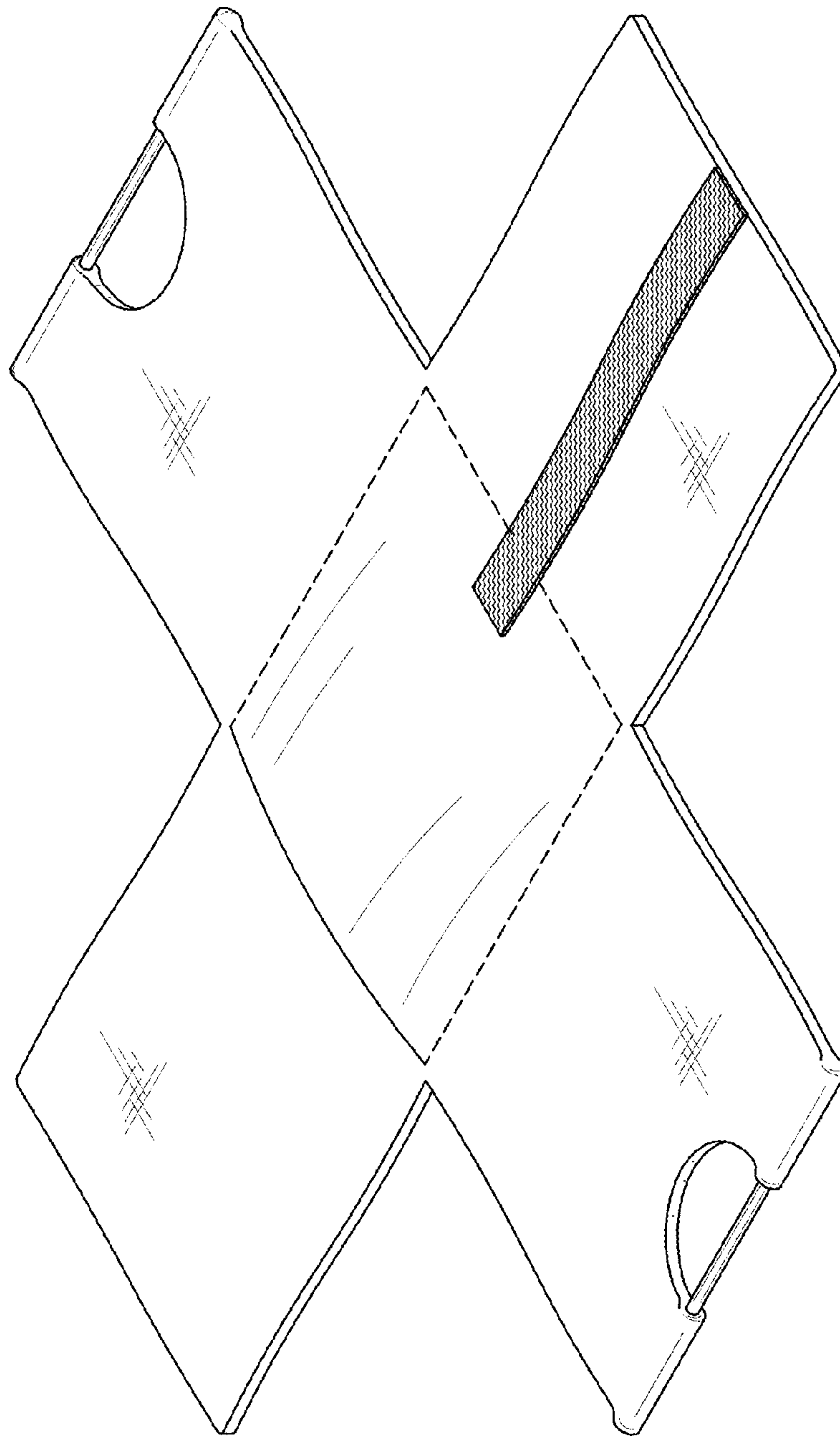


FIG. 6

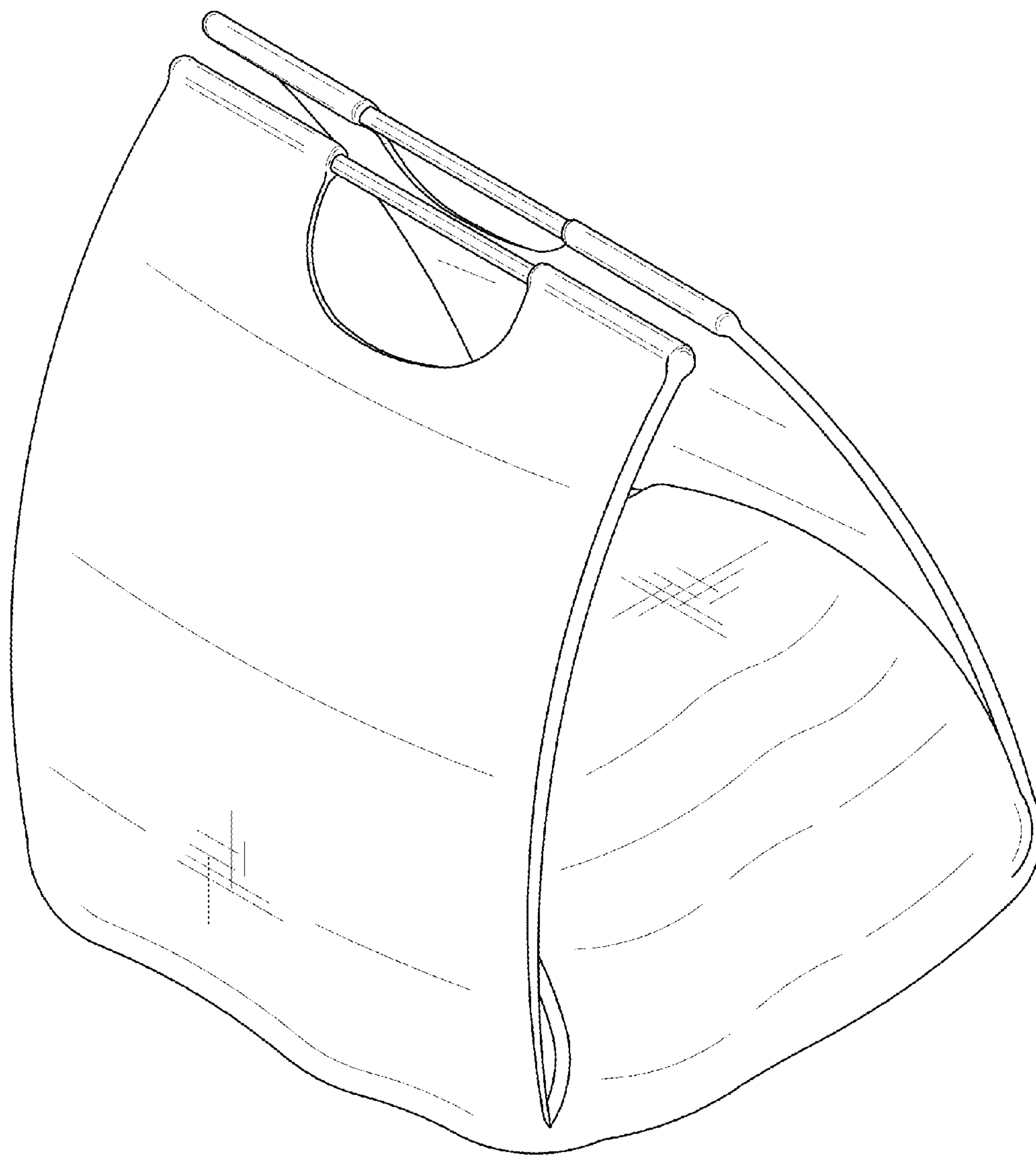


FIG. 7